




**MATS**  
UNIVERSITY

NAAC  
GRADE **A+**  
ACCREDITED UNIVERSITY

# **MATS CENTRE FOR DISTANCE & ONLINE EDUCATION**

## **Methodology of Educational Research & Educational Statistics-I**

Master of Arts - Education  
Semester - 1



**SELF LEARNING MATERIAL**



## Methodology of Educational Research & Educational Statistics-I

BLOCK NAME		PAGE NUMBER
	<b>BLOCK I- INTRODUCTION TO EDUCATIONAL RESEARCH</b>	<b>1-100</b>
Unit 1	Foundations of Educational Research	1-28
Unit 2	Scientific Method - Concept and Steps	29-55
Unit 3	Characteristics of Scientific Method	56-75
Unit 4	Types of Scientific Method	76-86
Unit 5	Aims of Research as Scientific Activity	87-100
	<b>BLOCK II- TYPES &amp; STRATEGIES OF RESEARCH</b>	<b>101-141</b>
Unit 6	Types of Research Based on Purpose	101-109
Unit 7	Educational Research Designs	110-119
Unit 8	Major Research Approaches - Part I	120-130
Unit 9	Major Research Approaches - Part II	131-141
	<b>BLOCK III- FORMULATION OF RESEARCH PROBLEM</b>	<b>142-189</b>
Unit 10	Sources of Knowledge	142-153
Unit 11	Knowledge Gap and Research Problem	154-162
Unit 12	Identification and Evaluation of Research Problem	163-170
Unit 13	Hypothesis - Concept and Types	171-179
Unit 14	Characteristics of Good Hypothesis	180-189
	<b>BLOCK IV- VARIABLES &amp; SAMPLING</b>	<b>189-</b>
Unit 15	Population and Sample	189-198
Unit 16	Characteristics of Good Sample and Sampling Techniques	199-208
Unit 17	Probability Sampling Techniques	209-218
Unit 18	Non-Probability Sampling Techniques	219-231
Unit 19	Constructs and Variables	232-245
Unit 20	Writing Research Proposal	246-254

---

## COURSE DEVELOPMENT EXPERT COMMITTEE

---

1. Prof. (Dr.) K.P. Yadav, Vice Chancellor, MATS University, Raipur, Chhattisgarh
2. Prof. (Dr.) Sanjeet Tiwari, Professor, School of Education, MATS University, Raipur, Chhattisgarh
3. Prof. (Dr.) Jubraj Khamari, Professor, Department of Education, Sambalpur University, Odisha
4. Prof. (Dr.) Ishwar Sing Bargah, Principal, Chattisgarh Kalyan Siksha Mahavidyalaya, Aheri, Durg, C.G.

---

## COURSE COORDINATOR

---

Prof. (Dr.) Pragya Jha, Professor, School of Education, MATS University,  
Raipur, Chattisgarh

---

---

## COURSE /BLOCK PREPARATION

---

Prof. (Dr.) Parvinder Hanspal  
Dean, School of Education  
MATS University, Raipur, Chhattisgarh

---

ISBN-

March, 2025

@MATS Centre for Distance and Online Education, MATS University, Village- Gullu, Aarang, Raipur-  
(Chhattisgarh)

All rights reserved. No part of this work may be reproduced, transmitted or utilized or stored  
in any form by mimeograph or any other means without permission in writing from MATS  
University, Village- Gullu, Aarang, Raipur-(Chhattisgarh)

Printed & published on behalf of MATS University, Village-Gullu, Aarang, Raipur by Mr.  
Meghanadhu Katabathuni, Facilities & Operations, MATS University, Raipur (C.G.)

---

Disclaimer: The publisher of this printing material is not responsible for any error or dispute  
from the contents of this course material; this completely depends on the AUTHOR'S  
MANUSCRIPT.

Printed at: The Digital Press, Krishna Complex, Raipur-492001(Chhattisgarh)

## **Acknowledgement**

The material (pictures and passages) we have used is purely for educational purposes. Every effort has been made to trace the copyright holders of material reproduced in this book. Should any infringement have occurred, the publishers and editors apologize and will be pleased to make the necessary corrections in future editions of this book.

---

## **BLOCKINTRODUCTION**

---

Course has four BLOCKs. Under this theme we have covered the following topics:

**Block – I** - Introduction to Educational Research explores the systematic investigation of educational practices, aiming to improve teaching and learning outcomes. It involves collecting and analyzing data to address specific educational problems, guiding evidence-based decision-making. The Foundations of Educational Research include understanding research principles, methodologies, and ethics that form the backbone of educational studies.

The **Scientific Method** in educational research refers to a structured, logical process for conducting investigations. **Concept and Steps** of the scientific method include problem identification, hypothesis formulation, data collection, analysis, and conclusion. The **Characteristics of Scientific Method** are objectivity, reproducibility, and systematic inquiry, ensuring research results are reliable and valid. There are different **Types of Scientific Methods**, such as experimental, correlational, and qualitative, each suited to particular research goals. Ultimately, the **Aims of Research as Scientific Activity** are to generate knowledge, test theories, and provide practical solutions to enhance educational practices and policies.

**Block – II - Types & Strategies of Research** focus on the various approaches and methods used to investigate educational phenomena. Research can be categorized based on its **purpose**, such as **descriptive**, **exploratory**, or **explanatory** research, each serving a different role in understanding educational issues. **Educational Research Designs** refer to the structured plans that guide how data will be collected and analyzed, such as experimental, survey, or case study designs.

The **Major Research Approaches - Part I** include **quantitative** approaches, which rely on numerical data and statistical analysis, and **qualitative** approaches, which focus on understanding deeper meanings, experiences, and social contexts. **Major Research Approaches - Part II** highlight mixed methods, combining both quantitative and qualitative techniques to offer a more comprehensive view of educational issues. Each research strategy provides valuable insights, depending on the research questions and goals.

**Block – III - Formulation of a Research Problem** is a critical first step in the research process, where researchers define the issue to be studied and develop focused research questions. **Sources of Knowledge** for identifying research problems include existing literature, observations, theories, and practical challenges faced in education. A **Knowledge Gap** refers to areas where information is lacking or unclear, often leading to the formulation of a **Research Problem** aimed at addressing this gap.

The **Identification and Evaluation of Research Problems** involves refining broad ideas into specific, researchable questions that are feasible and significant. A **Hypothesis** is a tentative explanation or prediction that researchers test through their studies. **Concept and Types** of hypotheses include **null** and **alternative** hypotheses, which provide a framework for investigation. The **Characteristics of a Good Hypothesis** include clarity, testability, relevance, and consistency with existing knowledge, ensuring it can be effectively evaluated through research.

**Block – IV - Variables & Sampling** are foundational concepts in research, helping to define the subjects and elements under investigation. **Population and Sample** refer to the larger group of interest and the smaller subset from which data is collected. **Characteristics of a Good Sample** include representativeness, size, and accuracy, ensuring that the sample reflects the broader population. **Sampling Techniques** are divided into **Probability Sampling Techniques** (such as random sampling) that offer equal chances for participants to be selected, and **Non-Probability Sampling Techniques** (such as purposive or convenience sampling) where selection is based on specific criteria rather than chance.

In research, **Constructs and Variables** are key elements that define the phenomena being studied. Constructs are abstract concepts, while variables are measurable representations of these constructs. A well-crafted **Research Proposal** outlines the research problem, objectives, methodology, and expected outcomes, providing a roadmap for how the study will be conducted, including decisions on sampling methods and variable measurement.

These themes are dealt with through the introduction of students to the foundational concepts and practices of effective management. The structure of the BLOCKS includes these skills, along with practical questions and MCQs. The MCQs are designed to help you think about the topic of the particular BLOCK.

We suggest that you complete all the activities in the BLOCKs, even those that you find relatively easy. This will reinforce your earlier learning.

We hope you enjoy the BLOCK.

If you have any problems or queries, please contact us:

School of Management Studies & Research, MATS University  
Aarang – Kharora, Highway, Arang, Chhattisgarh 493441

---

## **BLOCK 1**

### **INTRODUCTION TO EDUCATIONAL RESEARCH**

#### **Unit – 1 Foundations of Educational Research**

---

##### **STRUCTURE**

##### **1.1 Introduction**

##### **1.2 Learning Outcomes**

##### **1.3 Meaning and Definition of Educational Research**

##### **1.4 Nature of Educational Research: Systematic, Objective, Empirical**

##### **1.5 Scope of Educational Research**

##### **1.6 Need for Educational Research in Improving Teaching-Learning Processes**

##### **1.7 Summary**

##### **1.8 Exercises**

##### **1.9 References And Suggested Readings**

---

##### **1.1 Introduction**

Educational Research is a systematic, scientific, and objective process of studying educational problems, practices, and phenomena. It aims to develop new knowledge, verify existing theories, and improve the overall functioning of the educational system. Through research, educators and researchers investigate issues related to teaching-learning processes, learner behaviour, curriculum development, assessment, school environment, teacher performance, and educational policies. The foundation of educational research lies in evidence-based inquiry. It follows a structured process that includes identifying a problem, reviewing related literature, formulating hypotheses, collecting data, analyzing results, and drawing conclusions. This systematic approach ensures reliability, validity, and objectivity. Since education is a dynamic field constantly influenced by social, psychological, technological, and cultural changes, research becomes essential for innovation and continuous improvement. It provides scientific solutions, strengthens decision-making, and helps build effective educational practices. Thus, educational research plays a vital role in shaping the future of learners, teachers, schools, and society.

---

## 1.2 Learning Outcomes

---

1. Define educational research and explain its fundamental nature.
2. Understand the need, purpose, and scope of educational research.
3. Describe the characteristics of scientific research in education.
4. Explain the major steps in the research process.
5. Differentiate between qualitative, quantitative, and mixed-method research.
6. Analyze the applications and limitations of research in the field of education.

---

## 1.3 Meaning and Definition of Educational Research

---

Systematic and thoughtful investigation related to the phenomena, processes, and problems of education is educational research. Fundamentally, it involves applying scientific methods to the study of educational issues in an attempt to create new knowledge and test existing theories as well as develop evidence based solutions for problems faced by practitioners in schools. Educational research is, at its heart, a form of intellectual work rooted in rigorous methodology and sustained involvement with improving practice and policy. The word "research" itself comes from the French "recherche," meaning to search again, or more closely. As with other fields, in education research is an important resource to provide insight into the intricacies of teaching and learning, curriculum development, educational leadership, and the sociocultural contexts of education. Research in education is not about gathering facts or opinions, nor measuring attitudes or status; it's about asking significant questions, devising appropriate means of tracking them down, and interpreting the findings so that they add to our theoretical understanding of a problem while also being useful. A variety of distinguished scholars have tried to define educational research and its many components. John W. Best, a leading educational researcher, defines educational research as "the systematic application of the scientific method to educational problems". The goal of such a science is ultimately to supply the dispassionate knowledge which will enable the educator to attain his end by the best available means. Such a definition accentuates the purpose driven nature of educational research and its relevance to the practice of education. Walter R. Borg and Meredith D. Gall added another definition to our



understanding of research in educational settings: Educational research is "the scientific exploration of a problem or issue in education." Three important components are emphasized in this definition: the systematic character of the investigation, a scientific method school subjects-oriented problems focus. The methodical nature of it is designed so that research is conducted in an organized, logical way following certain protocols and procedures that can be reproduced and verified by others. A similar technical definition was proposed by Fred N. Kerlinger, who described educational research as "the process of designing adequate studies employing appropriate instruments and techniques for obtaining reliable empirical data about hypothesized relations concerning natural phenomena." This characterisation of educational research emphasises the empirical basis and testing nature of such research, it would be conducted essentially through controlled enquiry. Kerlinger's definition also notes the skepticism that must characterize all research, if only because humans' perception of nature is limited and flawed, forcing scholars to be skeptical about their assumptions, scrupulously evaluating evidence, reaching conclusions on reasonable grounds. Educational research can also be seen as a mediator between theory and practice. It is a tool and aid that can be used to apply abstract theories of learning in the classroom. Educational research helps teachers explore whether what that they think about how to teach children is accurate, question established facts/assumptions and even find new ways to address old educational dilemmas. Research is the 'proof' that enables educational decisions to be made with more confidence, instead of only following tradition or intuition or "it's what I've always done". The significance of educational inquiry transcends the collection of information. This can involve the construction of conceptual models, formulation of measurement instruments, investigation into relationships among variables and assessment of educational interventions. Educational research addresses questions such as: Which teaching methods are most effective for different types of learners? How, then, do students learn cognitive skills? What are the determinants of motivation and engagement in students? What would it take to achieve educational equity? How does technology support learning? These and many other questions are the meat of educational research. In addition, educational research is intrinsically interdisciplinary,

using theoretical insights and methodological techniques from psychology, sociology, anthropology, economics, philosophy and history, not to mention neuroscience. This cross-fertilization reflects the fact that educational phenomena are so complex they cannot be comprehended from within a single discipline. A rich understanding of the way kids learn, for example, involves an understanding of cognitive psychology, developmental biology and sociology, social dynamics, cultural context, as well as different pedagogical approaches. Educational research integrates, therefore, contrasting angles to have a more complete picture of the processes implied in education. The concepts of educational research even stress the power that characterizes it. Research in education is not for knowledge's sake, though there may be something to furthering theoretical understanding. Instead, the real target of educational research is to improve educational performance, pedagogy, policy and social disparity via education. All education research" (almost collapsible "Every ain't possible; although some philosophy-like folks might still be uncomfortable, I hope) should make a direct and positive case for practice, policy or theory in the study of how we want to improve our systems of learning and subsequently the lives of those who are being studied. In more recent times educational research has come to include the practitioner-driven action research carried out by teachers in classrooms and schools, wide-scale quantitative studies investigating aspects of education using databases like those maintained by the OECD (Organisation for Economic Co-operation and Development), qualitative methodologies, such as ethnography, mixed methods including both younger children's role in data gathering or adults' data collection with young people and design-based research documenting projects that are driven from the ground up. This variety of research approaches mirrors the complex domain that is education and the requirement that a diverse control of perspectives be employed to make sense of it.

---

#### **1.4 Nature of Educational Research: Systematic, Objective, Empirical**

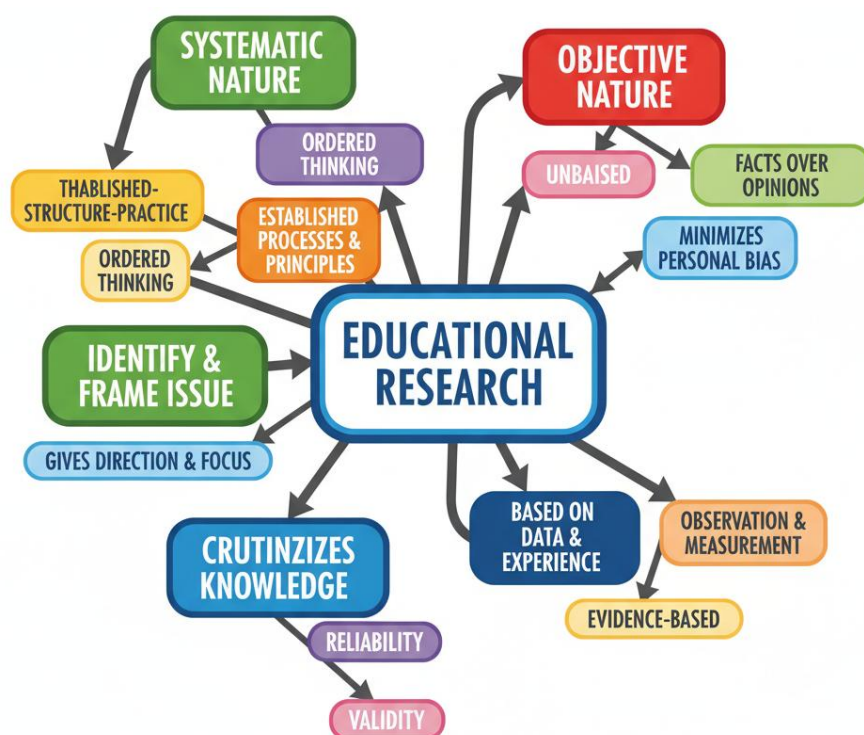
---

Educational research is a scientific process which implements three essential characteristics: system, objectivity and empiricism. These features differentiate educational research from casual observation,

personal opinions or unsystematic inquiry and make it a scientific activity that can scrutinize the knowledge for reliability and validity. Personal knowledge of these traits is important in both doing research and thinking critically about research.

### Systematic Nature of Educational Research

The systematic aspect of educational research does not here refer specifically to a kind or method, but rather the ordered thinking that is endogenous to legitimate forms of research. Systematic enquiry Complex of theory-structure-practice that is characterized by established processes and principles, guaranteeing a logical order of work. This systematicity first of all pertains to identifying and 'framing' the issue, ie his sense of what a research problem is and how it needs to be conceptualised. A good research problem will help in giving direction and focus for the entire research.



**Figure 1: Nature of Educational Research**

With determination of the research problem, systematic investigation begins with thorough review of literature. This broad literature review has

four functions: it informs the researcher about what is already known on his topic, it marks territories of ignorance, and it shows where methodology in previous studies had succeeded or fallen short while situating the new research within a wider space than purely educational sciences. The literature review isn't just a report of what others have previously done; it should be a critical analysis that integrates existing work, and shows how the proposed research will build upon something existing in new and interesting ways. Research is also systematized in the planning and selection of research methodology. Research design, sampling, data collection, and methods of analysis all must be carefully selected by researchers. These are not arbitrary decisions but are informed by the research questions, the nature of the phenomena under study, pragmatic factors and ethical concerns. Systematic procedures ensure that those methodological choices are warranted and consistent with the study goals. In systematic research, data is collected based on protocol that maintain uniformity and reliability. Whatever method is used to collect data whether it be the survey, the interview, observation or experiment there are 'correct' ways of doing so that minimize bias and error. This level of standardization makes it possible to replicate a study, which is the essence of what we understand as science. Other researches must be able to replicate the same steps and reach on similar results, thus assuring the correctness of the conclusions. Systematic data analysis is just as crucial. Scientists use suitable quantitative or qualitative methods to make sense of their data. These analyses are not arbitrary or sporadic; they are the result of a consistent sequence of steps that gives sense and meaning to raw data. Researchers seek out patterns, connections, trends and exceptions with a sceptical eye, always aware of alternate interpretations for their results. Systematic investigation ultimately ends with the clear dissemination of results in research reports, articles and conference presentations. These contacts adhere to standard formats, but the theoretical phenomena in question can be familiar parts of classic academic forms of food writing such as descriptions and arguments. This standardized presentation helps in comprehending the research and in enabling other researchers to judge the quality and importance of the research.

## **Objective Nature of Educational Research**

Educational research's objectivity is a matter of doing the study in a neutral, unprejudicial way divorced from personal bias and subjective distortion. Though complete objectivity may be considered as an impossible ideal to achieve in the full sense of that word, as is well known, especially when it comes to social science research, objectivity is also a methodological tenet that presides over all forms of research. Objectivity starts with recognizing one's own biases, assumptions and theoretical perspectives as a researcher. Researchers all have their own experiences, culture and philosophy which influence their research. Instead of denying the existence of these forces of influence, unbiased researchers recognize them and find ways to counteract the tendencies they introduce to bias research process or conclusions. This reflexive, or critical self-awareness, the habit of questioning one's role and impact, is especially relevant to qualitative research in which the researcher is frequently deeply enmeshed in the field. Methodological neutrality is accomplished by relying on standardized measures and procedures that reduce the reliance of subjective judgment. Perhaps in quantitative studies, such use involves the application of validated questionnaires containing specified alternatives to a subjective judgment by researchers? In relation to qualitative research, objectivity is aided by applying strategies such as member-checking (validating interpretations with participants), peer debriefing (comparing conclusions with colleagues) and keeping comprehensive audit trails of all decisions made during the course of a study. And, well, research is supposed to be objective so once upon a time when you would gather data it was taboo to only find the evidence that you want. In prior research, badly researchers must be willing to publish outcomes that may refute their hypothesis or threaten what they believe. This integrity is intrinsic to the process of research. Cherry picking or massaging data to fit predrawn conclusions does an end-run around the principle of objectivity, and erodes trust in research. It also should include objectivity in interpreting what you do find. Only conclusions grounded in the data may be drawn and no inferences or conjectures can be made that exceed what the evidence bears. Where multiple interpretations are possible,

objective researchers signal this ambiguity and alternative readings. They separate findings rooted in strong data from those based more on preliminary speculation. The point is that objectivity in educational research is not synonymous with value-neutrality. Researchers frequently have a stake in educational equity, social justice or particular pedagogical philosophies. These values can inspire research and guide what sorts of things researchers are curious about. But, once the research is in place, such values should not be permitted to skew data gathering, analysis or interpretation. The separation of discovery (at which values and interests may have a role in the identification of research problems) from justification (where evidence should be evaluated impartially) is important.

### **Empirical Nature of Educational Research**

Educational research as empirical inquiry is related to how much it is based on observations and sensory experiences. Empirical knowledge is that which relies on evidence, testimony, or experience (evident data) rather than theory and tradition. This focus on empirical evidence is what makes educational research scientific and separates it out from philosophical introspection or ideological advocacy. Empirical work starts with things that we can see and measure. In education, those phenomena could be student achievement, classroom behaviors, teaching activities, school climate, parental involvement or indeed any number of other things we can turn into something we measure. As part of the empirical process, theoretical concepts must be operationalized. For instance, "student engagement" may be defined by measures of time-on-task, participation in discussions, completion of assignments, or self-reported interest. Empirical research data can be quantitative or qualitative in nature, but whatever the form it takes, it must have some connection to observable reality. Quantitative data are numerical measurements that lend themselves to statistical analysis. This could be test results, attendance and graduation rates, response items from questionnaires or coded frequencies of behaviors. Qualitative data will be any non-numeric information, e.g. interview transcripts, field notes from observations,

documents and photographs or video recordings captured on a mobile phone. Qualitative data certainly is interpretive, nonetheless it is empirical because it's a record of actual phenomena.

The ability of research to be tested against the empirical world gives it credibility and reliability. Other scientists can study the same phenomena, gather approximately the same data and assess whether they get similar results. This public verifiability is crucial in the accumulation of scientific knowledge. By replicating findings empirically and repeatedly, researchers can feel more assured in their discovery or determine constraints and boundary conditions. Educational empirical research often requires that varying conditions or groups be compared systematically. Experimental studies, for example, examine the results of groups that receive varying treatments or interventions while maintaining strict control over other factors that could affect their overall outcomes.

In correlational research, the aim is to search for relationships as they exist, to discover regularities that may be indicative of causal relationships. Descriptive studies chronicle status and conditions through surveys, observations, or case records, thus creating a factual base for educational decisions. Appropriate data collection methods are needed in the empirical approach. Researchers need to choose or develop instruments that validly measure the constructs of interest and consistently yield accurate measurements. That might be standardized achievement tests, classroom observation instruments, interview prompts or content analysis rubrics. Empirical research is only as good as those measurement tools. Empirical research is one in which data are collected and a statistical analysis is used to group, relate, or differentiate.

For quantitative studies, this often means performing statistical analyses, describing data with descriptive statistics, and testing hypotheses and estimating parameters using inferential statistics. Analysis in qualitative research includes data coding, theme identification and interpretation building based on the evidence. The inductive stance of educational research also suggests a dedication to transparency and record keeping.

Researchers need to be very specific about how they went about obtaining their data, who those people were, what sort of information was gathered and how researchers measured that data,

and the different procedures followed. This provides transparency for others to judge the soundness of the research and how far its conclusions are valid.

---

## **1.5 Scope of Educational Research**

---

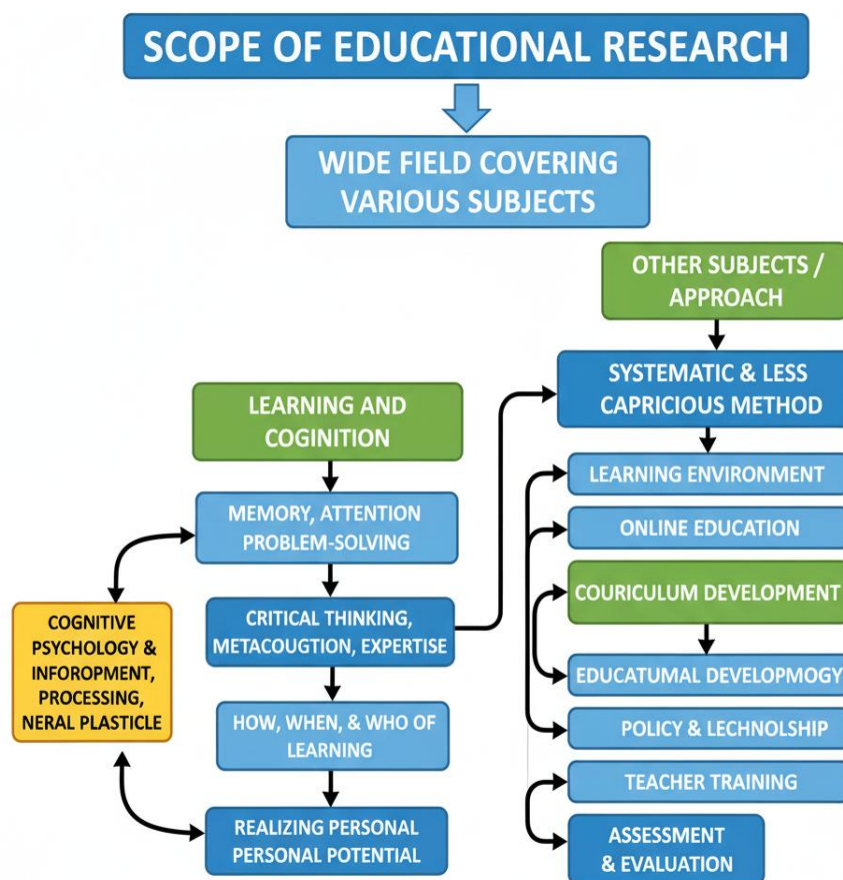
Educational research is an extremely wide field which covers all sort of common subjects associated with education and its sorts like learning environment, online education, etc. The broad field of analysis mirrors the complexity and multifacetedness of education as a societal institution, and as a process of development. Understanding the range of educational research informs researchers where there are research questions to be addressed and helps practitioners see how educational practice can draw on inquiries spanning a variety of areas.

### **Learning and Cognition**

An important area of investigation for education research is how to improve learning and cognition. This involves studies on memory, attention problem solving critical thinking, metacognition and expertise. Questions studied by researchers include how learning happens (e.g., cognitively, motivationally, emotionally), when learning happens (the course of development), and who the learners are thereby seeking to realize their personal potential for improvements in learning. Here the terrain is dominated by cognitive psychology and neuroscience, on which depend edifice of knowledge about cognitive development, information processing and plasticity in neural Studies in this field have led to valuable knowledge about effective learning methods and how they can be applied, such as: distributed practice, retrieval practice, elaborative interrogation (Elaborierende Befragung), self-explanation.



Research has investigated the compatibility of instructional processes with cognitive activities, from which evidence-based prescriptions for teaching have been drawn. Research topics span developmental phases of cognitive growth from Piagetian theory to the present day's concepts and research on executive functions as well as their effects on academic achievement.



**Figure 2: Scope of Educational Research**

## **Teaching Methods and Pedagogies**

Studying different teaching and pedagogical approaches takes up a large portion of educational research. The efficacy of various instructional designs, including direct instruction versus discovery learning, trade books versus active learning approaches, individual versus collaborative learning, and explicit versus implicit teaching processes, has been compared in a number of meta-analyses. In order to find evidence-based strategies that improve learning outcomes, theorists in the field investigate the fundamentals of good lesson preparation and feedback-giving. On the other hand, practitioners need useful advice on how to plan and carry out lessons, provide constructive criticism, scaffold learning experiences, handle learner diversity through differentiated instruction, and carry out significant assessments in the context of teaching and learning. Some academics argue over the roles of modeling and scaffolding in supporting learners' cognitive development and skill acquisition, and they specifically stress the significance of organizing direct instruction. The IPoP research literature also includes subject-specific pedagogy, as the good teaching of mathematics may not be the same as the good teaching of language arts, science or social studies. Discipline-Based Education Research has developed as a subfield of its own, concerned with how students come to understand specific content knowledge, and what teaching can do to best support their development. Studies of math, science, literacy teaching and other content areas have generated substantial research on what works in those domains.

## **Curriculum Development and Design**

Educational research is dominated by an extensive literature on curriculum in which the central question is: what should be taught, how information should be arranged, and how might a curriculum be organized to achieve both depth and breadth of understanding. Issues concerning curriculum coherence, curriculum-assessment congruence, cross-curricular integration and the development of twenty-first century skills such as critical thinking, creativity, communication and collaboration are addressed by researchers.

This scope of curriculum research also encompasses studies of curriculum implementation, noting how curriculum materials are modified and enacted by teachers in the day-to-day world of the classroom. Researchers explore teacher knowledge, beliefs, resources and support, which can either enhance or hinder implementation of a curriculum. Curriculum studies also focuses on the hidden curriculum of the implicit messages and values which are transmitted through school structures, rituals and social interactions.

### **Assessment and Evaluation**

Test and Estimation Testing and evaluation are another important field the range of Educational research. This encompasses studies on all types of assessments, from formative to summative, from criterion-referenced to norm-referenced, from authentic to traditional, and their impacts on student learning and motivational beliefs. Topics to be discussed include examining the validity and reliability of assessment instruments, the effects on student achievement for high-stakes testing, alternative ways to assess students, and using data from assessments to inform instruction. Studies on classroom-based assessment practices, teacher uses of assessment information, and student conceptions of assessment are included in the volume. Including what large scale assessment tests say about student achievement, educational equity, and system focus. Program evaluation studies examine the process and impacts of educational interventions, reforms or programs.

### **Educational Technology and Digital Learning**

As technology has developed so fast in recent decades, educational research has widened to include large explorations of how technology can better support teaching and learning. These topics cover computer-based instruction, educational software/applications/online/blended learning, games and simulations for learning, learning management system, adaptive learning technology and AI in education. In considering when and how technology supports learning, what design principles should guide the development of educational technology,

how teachers are prepared to teach with technology, and those factors that give students access to the best resources, presidential scholars must address a host of questions. The range includes studies on digital literacy, online learning spaces social media in education and the application of data analytics to personalise learning experiences.

### **Teacher Education and Professional Development**

Much of educational research is concerned with how teachers come to be educated for their work, and how they keep learning over the course of their careers. This research extends to pre-service teacher preparation programs, alternative routes to certification, student teaching experiences, beginning teacher induction programs, and in-service professional development. Researchers explore (a) what teachers should know and be able to do, (b) the most effective processes for developing this knowledge and skill set in them, and (c) how teachers are supported by others to actually carry out these practices. The range spans studies focused on teacher belief, teacher identity, reflection and the impact of teachers on students. Research will look at what works in professional development models such as professional learning communities, coaching and mentoring, lesson study, action research. Teacher recruitment, retention and attrition Factors affecting teachers' career decisions are also the focus of research.

### **Educational Leadership and Administration**

Research on education inquiries into school leadership, management and organizational aspects. This literature may focus on the impact of principal leadership, distributed leadership, instructional leadership and/or transformational leadership and their influence over school culture, teacher effectiveness/morale/retention/rigor/effectiveness or student learning. Educational researchers study school syntheses, change processes, and organization learning in schools. This includes work on school governance, such as school boards, district central office administration and the relationship between schools and their communities. Surveys analyse the management of resources, budgeting, facilities' administration and

teacher employment policies in schools. Implementation studies of educational policies examine the interpretation and implementation at various levels of education systems.

### **Student Development and Motivation**

Educational research includes a substantial amount of research on the development in students' life, including cognitive, social, emotional and moral areas. This research involves the work on motivation, self-regulation, identity development, social and emotional learning, character education, and resilience. The former examine assets that foster positive development or protective factors that mitigate risk. Topics covered are student engagement, academic self-concept, goal orientation, attribution theory, self-efficacy and mindset. Research explores how changes in development during childhood and adolescence impact learning, academic achievement. Publications explore the social environment of learning, such as peer relations, classroom climate and school connectedness.

### **Diversity, Equity, and Inclusion**

One important perspective of study in education is diversity, equity, and social justice and related studies on skill gaps between racial/ethnic groups, culturally relevant instruction, multicultural education, bilingual education, and educational opportunities for children with disabilities. Through their research, we investigate the effects of multiple dimensions of diversity including race, ethnicity, social class, gender, language status and more on educational experiences and outcomes. The content relates to diverse educational pursuits such as inclusive education, services provided, and gifted & English language education. Research on institutional racism, implicit bias, stereotype threat, and systemic obstacles to educational equity. In the case of interventions and policies, we consider desegregation, affirmative action, school finance reform and targeted supports.

## **Educational Policy and Reform**

Educational research is also interested in examining educational policies at local, state, national, and international levels. This spans both policy creation and implementation, as well as its effects. Scholars explore systems of accountability, testing regimes, school choice plans, charter schools, voucher systems and other forms of reform. This includes doing comparative education inquiry, the study of other educational systems and policies across countries looking at international comparisons. Studies in this field examine the political, economic and social factors influencing education policy. Researchers explore the influence of a range of players, public officials, educators, parents, employers and advocacy groups, in determining what's important to teach in school. Analysis includes resource allocation, funding formulas and the impact of investment on educational outcomes.

## **Learning Environments and Contexts**

Educational research considers several learning contexts outside the traditional classroom-informal (museum, library), after school and summer programs, workplace learning community-based education and home learning. Investigators study how the bodies of space, the social structures and cultural forms impact upon education. Topics such as classroom management, school climate, school safety, bullying and peer victimization and school-community partnerships are included. Research explores how families foster learning, the impact of parent involvement and home-school links. Studies examine out-of-school conditions that can prevent educational success such as poverty, homelessness, hunger and lack of access to healthcare.

---

### **1.6 Need for Educational Research in Improving Teaching-Learning Processes**

---

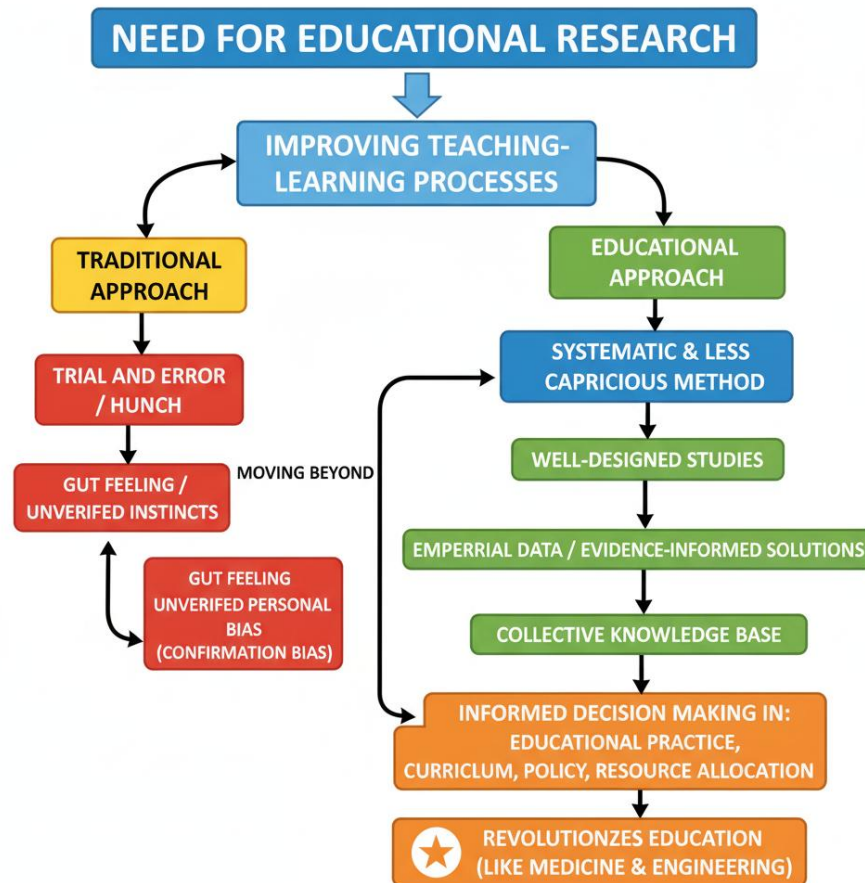
The importance of research to education in the enhancement of teaching and learning processes cannot be overemphasised. Education is much too vital to be entrusted to habit, hunch or unverified instincts. The problems besetting today's education systems are so complex that evidence-informed solutions based on systematic investigations are needed. The scientific basis

For informed decision making in educational practice, curriculum development, and education policy as well As the allocation of resources. Knowing why educational research matters makes a case for investment in research and motivates practitioners to connect with and use what we know from research.

### **Moving Beyond Trial and Error**

Traditionally, knock-for-the-knees learning has been common, where teachers try different things and base their methods on gut feeling or what they feel is effective. Although teacher experience is a useful method of transmitting knowledge, such an approach is rather limited. Personal experience is inherently constrained, possibly idiosyncratic, and liable to multiple biases including the confirmation bias, under which instructors attend to data that confirms their beliefs already are present in minds while ignoring conflicting information.

Educational research offers a more organized and less capricious method of determining successful approaches. With well-designed studies in a variety of populations and contexts, researchers can learn which teaching methods work best in different circumstances. Research enables the education sector to abandon ad hoc evidence and testimonials in place of a collective knowledge base that is founded on empirical data. This focus on the scientific approach to improving practice has revolutionized other domains such as medicine and engineering, and we believe is capable of doing the same for education.



**Figure 3: Need for Educational Research in Improving Teaching-Learning Processes**

Research allows us to benefit from corporate wisdom, rather than delegating each teacher to “rediscover” best practice in their own classroom. When a strong method for teaching is discovered (or researched), this sort of knowledge can be widely disseminated and utilized by many teachers and students. This is a collective construction of professionalism in teaching where individuals craft something they are good perform into the Scientific Craft of Teaching.

### Addressing Complex Educational Challenges

Modern education is confronted by a series of complicated challenges, which necessitates high-quality research to address them appropriately.



These challenges include continued disparities in academic performance across students of various demographics, preparing students for an evolving economy and technology, growing diversity within student populations, youth mental health issues, shortages of teachers in specific subject areas and regions and overall disagreements on educational standards and accountability. They are too complicated to be fixed with band-aid solutions or gut instincts. They need to be analyzed carefully to determine root causes, points of leverage for intervention and then tested rigorously for efficacy. Educational research offers the tools and techniques for just this sort of deep examination. For instance, studies of the achievement gap have demonstrated that easy answers blaming students for their deficits are only partial. Your moderating the myths about tracking has been that it is but one factor among many that define opportunity to learn: instructional quality, teacher expectations, curriculum relevance, school resources for example, all influenced and compounded by systemic inequities. Research capacity helps educators and policymakers move beyond symptoms, attacking underlying causes of educational ills. It prevents running policies on the basis of spurious relationships, and disentangles correlation from causation. Research also produces evidence on any unintended consequences of education interventions, and it can provide an opportunity for course corrections before they roll out.

### **Optimizing Learning for Diverse Students**

We have students who show up to school with varied backgrounds, skills, interests, learning behaviors and needs. What is perfect for one student might not be the same for another. Educational research can help us to discover methods of teaching that can capitalize on such diversity and also help teachers know how to differentiate instruction. Studies of learning styles, for example, have questioned the efficacy of one-size-fits-all teaching and identified evidence for differentiation of instruction. Research in the area of Learning Disabilities has also determined individual strategies that have been associated with greater success for students.

Research on culturally relevant instruction has shown that teaching must be linked directly to students' cultural experience and background. Gifted studies have identified the necessity for a faster and more enriched curriculum with advanced learners. None of these studies on individual differences in learning involved only special children but represented all children. Variables as students' learning styles, knowledge representation, multiple intelligences, working memory capacities or priors about mathematical contents are analysed. During this study we support the insight into the rigidity of applying one system and not adapting another. Plus, we've debunked some myths about learning differences, like the idea that students can be pigeonholed as "visual" or "auditory" or "kinesthetic." A second reason that evidence matters is that it can help teachers concentrate their efforts on instructional changes that matter, rather than chasing after strategies corresponding to attractive (but unsubstantiated) theories of learning.

### **Informing Curriculum Development**

Decisions about curriculum, what to teach, when and how deeply, are not only among the most profound that educators make, they are also some of the most contentious. These policy choices determine what students can have access to learn, with the result being what they know and are able to do. In the context of curriculum development, educational research is critically important in that it addresses what knowledge and skills are essential, how such content should be sequenced to best effect, at what level of challenge students should encounter it and/or apply it, and how curricula might most effectively be organized. Research on learning progressions explains the typical ways that students come to understand things in different domains and organizes transitional knowledge states, which provide necessary conditions for developing increasingly richer understanding, desirable to know within an educational program. Content area research explores misconceptions students maintain and describes strategies for teaching about these misconceptions. Cognitive load theory research guides us on how much to provide at any one time and how to structure provided content in order not overload working memory.

Curriculum research also informs issues of breadth as against depth, so that those entrusted with curriculum decisions may determine the priorities to be given. Research focusing on the curriculum of high-achieving countries sheds light on dispositions toward curriculum and content in other nations. Studies of the implementation of curricula identify factors that explain why materials are (or are not) used as intended, or why they may be adapted in ways that undermine their effectiveness.

### **Enhancing Instructional Effectiveness**

The core of education is teaching; everything else in the system serves it. Research in which educational activities have been systematically studied and nurtured has built a rich literature of what works (and, just as important, does not work) in teaching in a wide variety of subjects. The research asks basic questions such as: How should teachers describe ideas? What is the ratio of teacher explanation to student practice? How should practice be structured? How should feedback be provided? What are some ways that teachers might assess student understanding? How should instruction be paced? Although much of what we know about effective instruction comes from studies employing particular teaching approaches, principles are emerging that cut across specific practices. For an instance, studies continue to demonstrate the value of clear learning targets; initial explicit instruction in new topics or processes; ample opportunities for guided and independent practice; timely intervention with errors; assessments provided while the unit is unfolding, not just at its conclusion; and high expectations for everyone. These principles have been supported by multiple studies and environments, offering a solid basis for instructional preparation.

Studies have also investigated the instruction methods and their effects. Research on direct instruction, inquiry-based learning, cooperative learning, problem-based learning and other strategies have helped identify when and how to use each most effectively. Instead of advocating one approach as better, researchers generally find that effectiveness depends on the learning goals, attributes of the students and content being taught, and how effectively each approach is implemented.

Research on classroom management is another example of the way in which research improves instruction. Research has highlighted effective classroom management strategies such as setting clear expectations, explicitly teaching procedures, praising appropriate behavior and utilizing the least intrusive intervention when problems occur. This research is useful in the training of teachers who are interested in facilitating classroom environments that support high academic performance.

### **Evaluating Educational Interventions and Programs**

Practitioners and policy makers throughout the world are always being offered new programs, materials, technologies and opportunities for reform. Such innovations frequently are greeted with great enthusiasm about their potential to revolutionize education. Education research allows us to test these claims empirically, to see if innovations actually deliver the promised benefits. Program evaluation research explores implementation and effects of educational programs. This work, focuses on whether program is being implemented as designed? Are participants responding positively? Are intended outcomes being achieved? Are there unintended consequences? How much does the program save money relative to other possible options? Educational systems have little use for programs they can't determine to be effective and may end up wasting valuable resources investing in programs that are ineffective, or worse off, counterproductive.

Research promotes data-driven decision-making, such that educational leaders and policy makers can adopt policies that have evidence behind them and resist being swayed by the latest fad, devoid of empirical justification. Innovations that are taken up with the rhetoric and enthusiasm of change agents in reality turn out to be failures under closer scrutiny. Studies can help to avoid such expensive misjudgments and to spend scarce educational resources well. Evaluative research also serves the purpose of quality improvement as it helps to determine what elements of a program seem to work well and which need refining. This process of formative assessment serves to improve efficiency and effectiveness of the program as well as making recommendations for program revision.

"With time and iteration in the implementation-evaluation-refinement loop, one will be able to increasingly optimize programs for better results."

### **Supporting Teacher Professional Growth**

Teaching is complicated and it takes forever to learn. There are many ways that teacher professional development could be advanced through educational research. First, research empowers teachers by giving them access to effective practices which they can employ in their own teaching. Put simply, when teachers work with research the wider their repertoire and the more flexible they become in their responses to students. Second, inquiry supports teachers in developing deeper understandings about how learning occurs and about student development and the influences on achievement. Teachers' understanding of such issues enables them to make informed decisions about teaching, diagnose learning problems and plan interventions. For example, teachers who know some of the basic research on motivation are more prepared to promote student engagement and persistence. A third reason why teachers should engage in research is the impact that this might have on reflective practice. As teachers read research or conduct action research in their classrooms, they might develop the habits of being systematically inquiring, critically evaluative and evidence-based reasoning. These learned faculties add to the professional judgment and decision-making. Teachers are much more analytical about their practice, more nondefensive and open to change. Fourth, research becomes a shared language and set of facts for professional discussions. When teachers share an evidence-based foundation, they can have richer dialogues about practice, where the conversation shifts from "in my opinion" to "based on the evidence, let's talk." PLCs that focus discussions on research evidence in particular are likely to engage in more substantive dialogue with uptake of evidence into practice.

### **Informing Educational Policy**

Decisions about educational policy influence the lives of millions of students and billions of dollars in public investment. These decisions on standards, accountability, school financing, teacher preparation,

school choice and many other matters deserve to be based on the best evidence. This evidence comes from educational research, and it serves policymakers well as they try to predict the consequences of various policy options. Research can help to discover which policies work well and should be scaled up. For instance, there is empirical evidence in early childhood education of a large positive impact from high-quality preschool programmes especially for disadvantaged children. This research has influenced policy decisions regarding public investment in preschool. Parallel evidence regarding the effectiveness of limited class-size reduction, teacher quality measures, school turnaround policies and other policy interventions is also essential in helping policymakers allocate resources wisely.

Furthermore, research serves as a bulwark against ideologically or politically expedient policies that aren't supported by evidence. The Magician's Policy Hat Research brings an objective view of policy to a debate that is often dominated by special interest groups and political concerns. Research cannot solve value conflicts or decide priorities among policies, but it can help resolve what the tradeoffs are likely to be and thus inform decision making. Secondly, policy implementation studies also highlight difficulties in the translation of policy intent into practice. That policies do not implement themselves is evident in this study where educators must interpret and enact them in complex, organizational and social worlds. Being able to anticipate how policy is confronted with resistance is also important because it can allow demanding policymakers (or their advisors) to develop more viable policies, as well allows for realistic expectations about what policy is likely to be able to achieve.

### **Advancing Theoretical Understanding**

Although many areas of educational research are driven by pragmatic concerns, supporting theoretical developments is also essential to improve our understanding of how teaching and learning work. Theory offers ways to structure knowledge, account for phenomena, and make predictions. Strong theories make sense of complex situations for educators and guide their practice.

Educational research plays a role in theory advancement since it tests theories, exposes their inadequacies, and suggests new or revised models. Motivation theories are a good example of how the science of strategies continues to progress, with early behaviorist (extrinsic rewards and punishments), then cognitive (goals and attributions) perspectives giving way to newer, integrated models. Every theoretical step forward offers educators a more nuanced and practical architecture to conceptualize and foster motivation in students. The theory-building process is also driven by research that finds new patterns or contradicts existing ones. Game-changing research may alter the way educators fundamentally think about teaching and learning. Constructivist-research, for example, questioned the view of learning as passive being taught knowledge and instead suggested that learners build understanding themselves. This change in theory had significant implications for teaching practice and facilitated the adoption of more learner-centred and active approaches.

### **Establishing Professional Credibility and Public Trust**

The teaching profession is seen to benefit from being grounded in expertise and an evidence-informed approach. Because teaching based on research evidence, rather than solely on tradition or intuition, increases the status and authority of the profession. Educational research is a way of configuring teaching as an actual professional practice comparable with medicine, engineering or law-professions that are based on systematic knowledge and which have made significant efforts to be evidence informed. Trust in education is also enhanced when decisions about what we teach are evidence-informed. All stakeholders have more confidence that resources are being spent wisely and sound educational practices are in place when they see a strong connection between education and research. This trust is the key to winning public support for education while sustaining investments in educational systems. Research transparency also builds trust. When teachers can articulate not only what they do but why, citing research evidence, they show professionalism and accountability.

The importance of educational research in the enhancement of teaching-learning process is both crucial and manifold. It is research that provides the foundation for effective practice, informed policy making, ongoing improvement and professional growth. It enables educators to think beyond tradition and intuition toward evidence-based decision making. It confronts complicated matters that do not easily lend themselves to solutions. It's the best way to learn for any combination of students. It screens out inventions and other innovations that turn into costly mistakes. It aids the teacher's growth, as well as theoretical progress. At a time of rapid social and technological transformation, diversity, enduring inequities, and demands for more effective education, the value of research in education has never been greater. The problems in education are too pressing and the implications too great for us to keep running forward on untested approaches and unquestioned assumptions. Education should adopt research as a the basis of ongoing improvement just as medicine is based on clinical research and engineering on experimental research. Finally, educational research does more than advance fundamental knowledge of learning and instruction; its ultimate goal is to enhance student outcomes, to assist students in learning, developing fully as human beings, and realizing their potential. It was a heaven: every bit of good practice, every small touch we added to the curriculum, all programs that worked and all sound policy could change people lives forever. This is the very reason educational research is justified and I will argue why investment in research is an investment toward human potential and societal advancement. It's not just that research-based education is a professional ideal; it is an ethical obligation, indicative of our shared commitment to pursuing the best possible for all students.

---

### Check Your Progress

---

1. What are the major characteristics of scientific research in education?  
.....  
.....
2. Why objectivity is considered an essential quality in educational research?



---

## 10.8 Summary

---

Educational research is a scientific and logical study of educational issues with the aim of improving the quality and effectiveness of the educational system. It helps researchers examine teaching-learning practices, learner behaviour, school administration, evaluation methods, instructional strategies, and educational policies in a structured manner. The research process consists of several essential steps such as identifying a problem, reviewing existing literature, developing hypotheses or research questions, selecting appropriate methods, collecting and analyzing data, and deriving meaningful conclusions. This systematic process ensures that research outcomes are valid, reliable, and objective. Educational research may adopt quantitative, qualitative, or mixed approaches depending on the nature of the problem and goals of the study. The importance of educational research lies in its use for curriculum development, teacher training, policy formation, educational planning, and institutional improvement. It provides evidence-based solutions that help in making informed decisions and implementing innovations. Overall, educational research empowers educators to enhance teaching-learning experiences and contributes to the continuous growth of the educational system.

---

## 10.9 Exercises

---

1. Educational research is primarily based on:
  - a) Personal opinion
  - b) Scientific method
  - c) Tradition
  - d) Experience alone
2. The first step in the research process is:
  - a) Data collection, b) Identifying the problem
  - c) Writing the report, d) Selecting a sample

3. The type of research that focuses on understanding human experiences in depth is:
  - a) Quantitative research
  - b) Experimental research
  - c) Qualitative research
  - d) Survey research
4. Reliability of research refers to:
  - a) Accuracy of measurement
  - b) Consistency of results
  - c) Subjective interpretation
  - d) Length of research tools
5. Educational research is needed because it:
  - a) Increases teacher workload
  - b) Promotes scientific solutions in education
  - c) Focuses only on exam performance
  - d) Is optional and unimportant

---

## 6. 10 References And Suggested Readings

---

1. Best, J. W., & Kahn, J. V. *Research in Education*.
2. Cohen, L., Manion, L., & Morrison, K. *Research Methods in Education*.
3. Creswell, J. W. *Educational Research: Planning, Conducting, and Evaluating Quantitative and Qualitative Research*.
4. Fraenkel, J. R., & Wallen, N. E. *How to Design and Evaluate Research in Education*.
5. Koul, Lokesh. *Methodology of Educational Research*.
6. Mertens, D. M. *Research and Evaluation in Education and Psychology*.
7. NCERT & NEP 2020 Educational Research Publications.

**MCQ ANSWER – B, B, C, B, B**

---

## **Unit 2: Scientific Method - Concept and Steps**

---

### **STRUCTURE**

#### **2.1 Introduction**

#### **2.2 Learning Outcomes**

#### **2.3 Meaning and Concept of Scientific Method**

#### **2.4 Steps of Scientific Method: Observation, Problem Identification, Hypothesis Formulation, Data Collection, Analysis, Conclusion**

#### **2.6A Application of Scientific Method in Educational Research**

#### **2.6 Systematic Approach to Problem-Solving Through Scientific Method**

#### **2.7 Summary**

#### **2.8 Exercises**

#### **2.9 References And Suggested Reading**

---

### **2.1 Introduction**

The Scientific Method is a systematic, logical, and objective approach used to investigate educational problems, generate new knowledge, and validate existing findings. It ensures that research is conducted through evidence-based procedures rather than personal beliefs or assumptions. In educational research, the scientific method helps researchers observe phenomena, formulate hypotheses, collect and analyse data, and draw reliable conclusions. Its step-by-step process brings precision, rationality, and credibility to educational inquiry, making it essential for improving teaching–learning practices and decision-making.

---

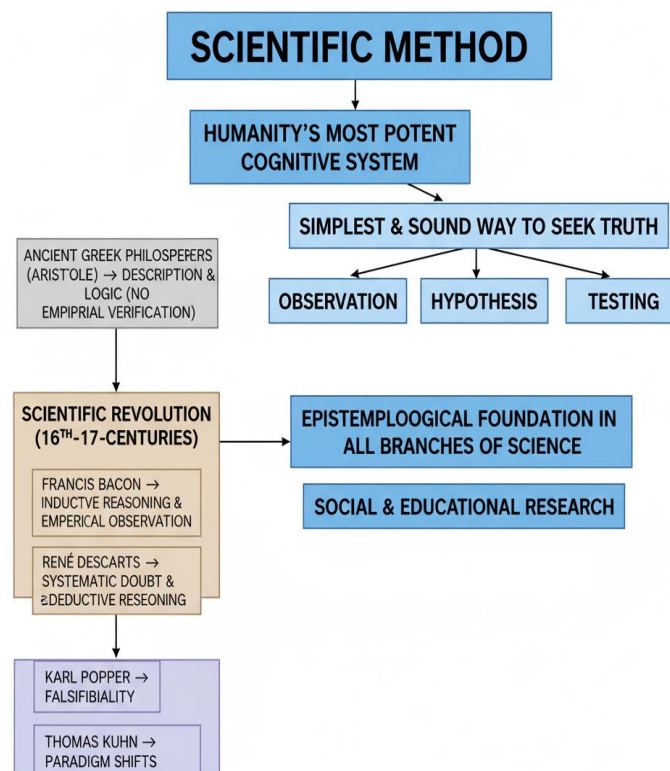
### **2.2 Learning Outcomes**

1. Explain the meaning and importance of the scientific method in educational research.
2. Describe the essential characteristics of scientific inquiry.
3. Identify and explain the major steps of the scientific method.

4. Apply scientific thinking to analyse an educational problem.
5. Differentiate scientific method from common-sense or opinion-based understanding.

## 2.3 Meaning and Concept of Scientific Method

The scientific method is perhaps humanity's most potent cognitive system for coming to know about the natural and social world. This scientific method is, fundamentally, the simplest and most sound way to seek out truth and add scientific knowledge. It is primarily defined by observation, inquiry and testing hypotheses through the scientific method. The practice of science cuts across disciplines, and the scientific method represents the epistemological foundation in all branches of science, social as well as educational research.



**Figure 4: Meaning and Concept of Scientific Method**

The notion of the scientific method has changed much over time, influenced by people and work in a wide range of fields. Ancient Greek philosophers such as Aristotle did much work on the topic of understanding how to describe things and logic, but their methods had little relevance to empirical verification. The science as we know it now the modern scientific method developed largely in Western societies and took root during the Scientific Revolution of the 16th and 17th centuries, when figures like Francis Bacon argued for inductive reasoning based on empirical observation and René Descartes promoted systematic doubt and deductive reasoning. Subsequent work by philosophers such as Karl Popper (who proposed the principle of falsifiability) and Thomas Kuhn (who studied paradigm shifts in scientific thought) developed these ideas even further, by continuing to explore what goes into our scientific endeavors. Here, the scientific method can be seen as encapsulating several fundamental principles that differentiate it from other modes of knowledge. What comes to mind first in this context is empiricism, relying on testable, measurable evidence as the foundation for claims to knowledge. Science has to rest on evidence-based proofs rather than purely authority/knowledge by tradition, intuition or revelation. The value placed on empirical evidence serves as a guarantee that scientific hypotheses are based upon real things rather than mere speculation or personal opinion. The empirical basis of the scientific method is particularly useful in educational studies where we are driven by the quest for evidence that will lead to effective approaches to teaching and learning. Another basic concept of the scientific method is objectivity. When we investigate phenomena, as researchers, our goal is to reduce the influence bias, preconceptions and subjective interpretations have on us. Complete objectivity may be an unrealizable goal, particularly in social science research that is conducted by human researchers on other humans, the scientific method offers process-based protections to minimize subjective bias. These are standardised protocols, peer review, replication studies and clarity in methodology. Objectivity in educational research is important to protect against findings reflecting the whims of researchers or demands by institutions.

Another important characteristic of scientific method is that it stands firmly on the ground of systematic inquiry. Science is not casual or unregulated observation, so much as organized and disciplined method that can be described in detail and repeated. This is a methodical way of working that includes meticulous preparation, accurate measurement and controlled conditions whenever possible, all combined with logical progression from one step to another. The processual understanding of science enables researchers to control and manipulate variables, identify causal relations, and accumulate collective knowledge. This systematicity in educational research allows for the possibility of researchers being able to carry out studies that can provide definitive answers to particular questions with respect to pedagogical effectiveness, student learning, or institutional practice. Skepticism and critical thinking are also inherent in the scientific method, which is inherently self-correcting. Scientific findings are never considered as final and always open to changing either partially or radically if new evidence were to become available. Scholars proactively work to confront current theories, expose gaps in prior research, and refine understanding through ongoing inquiry. This skepticism, I should say for the record, prevents dogma and gives birth to a science which keeps on growing and improving. This form of self-correction is particularly important in educational research, as it allows the field to progress beyond failed practices and adopt methods that are scientifically shown through hard ethical scrutiny to be effective.

Another fundamental principle of the scientific method is replicability. If a finding is to be considered scientifically valid, other scientists must be able to repeat the study with the same methods and get similar results. It is a prerequisite for their discoveries to be more than passable products of some specific combination of peculiar conditions, researcher's preference and haphazard fluctuations but rather actual entities deserving to run off under any circumstances. Replication is a quality-control exercise, meant to increase confidence in scientific claims. In educational research, replicability allows us to identify which interventions and practices generate consistent positive effects across multiple contexts, with different student populations, and under diverse implementation conditions.

The scientific method also apply to parsimony or simplicity in explanation. When there's more than one way to explain something, then scientists accept the simplest explanation that has not been refuted by evidence. This is the principle that guards against an overabundance of complicated theories, and compels researchers to look for elegant, lean explanations. for educational research because it makes one look for straight solutions, often easy to understand or to put into practice, rather than twisted paths. In addition, the scientific method utilizes both inductive and deductive reasoning. Inductive logic is drawing general conclusions from specific observations, moving from specific examples to broader generalizations. Deduction operates in the opposite direction, using general principles to predict or derive specific instances. So good science engage both kinds of reasoning in a complementary fashion. Inductive reasoning is used by researchers to create generalizations or theories from patterns discovered to exist in the data which can then be tested with deductive reasoning. This dialectic between induction and deduction provides a powerful mechanism for creating of knowledge. The notion of the scientific method also includes an idealistic account of falsifiability as defined by philosopher Karl Popper. Under this principle, a scientific hypothesis or theory must be testable; one must at some time be able to prove it false by means of empirical observation. Theories that cannot be potentially falsified (and are thus consistent with any possible observation) do not qualify as scientifically legitimate theories. Not only does this principle mean that the claims of science are real testable, it is also a criterion for distinguishing between science and pseudo-science. From the perspective of educational research, falsifiability is just that: Education-based hypotheses about effective teaching, learning processes or education outcomes have to be framed clearly enough that empirical evidence would allow them to be shown false.

The scientific method is deeper than just a series of procedures; it is an attitude, a framework, and an outlook toward knowledge. This attitude scientifically embraces curiosity, open-mindedness and receptiveness to uncertainty, dedication to evidence over opinion, and humility. Researchers are aware that human perception and reasoning are flawed, and that

sophisticated methods must be employed to combat cognitive biases and perceptive limitations. For it is this epistemic humility that marks scientific thought off from dogmatic and authoritarian forms of knowledge. From the point of view of educational research, the scientific method offers a way to convert education from an intuitive art that relies about equally on tradition and folklore into a science based on systematic investigation. Despite the presence of artistic aspects that cannot be fully quantified by scientific measures, the application of empirical methods in teaching makes it possible to better pinpoint what works and why, to comprehend how students learn, and to improve teaching outcomes. Educational scientists are able through the scientific method to move past "what works for me" to determine what objectively speaking, "works generally", based upon strong evidence. Also, the connotation of scientific method in the context of education includes not only recognition of the distinctive difficulties entailed in studying human learning and development. Unlike physical-science research, which is based on predictable events, educational research studies consciously applied human subjects interacting in complicated social situations that are resistant to control and governed by ethical constraints. Educational science must translate (core) concepts to these realities and do so methodologically sound. The upshot of this adaptation has been to produce a variety of research methods, underpinned by different paradigms, in educational research: these have ranged from quantitative methods that privilege measurement and statistical analysis; qualitative approaches that are concerned with understanding educational experiences and meanings at a deep level; mixed-methods approaches which attempt to integrate both. The "philosophy" of science in educational research also involves a focus on applied utility and relevance. Whereas basic research attends to general processes and principles, educational research often has pragmatic purposes focused on enhancing practice and policy. The scientific approach in the education processes should be able to provide its theoretical aspects with both scientific rigor and practice findings that are not only scientifically accurate but making sense as well as usable by educational reality. This applied bias also influences how problems are formulated, research conducted and findings disseminated to educational practitioners and policy makers.



And understanding the scientific method is also to know its limitations. Not everything is a question science can answer, most particularly questions of value, ethics, or ultimate meaning. The scientific method examines empirical theories of the former sort, not normative theories of the latter type. This has implications in education as well: science can tell us what works and how children learn, but it cannot provide the goals, values and purposes of an education. These are questions that call for philosophical, ethical and social reflection. It is only by combining scientific information with the reflexivity, humanistic values, and educational philosophy that sound educational research and practice are achieved.

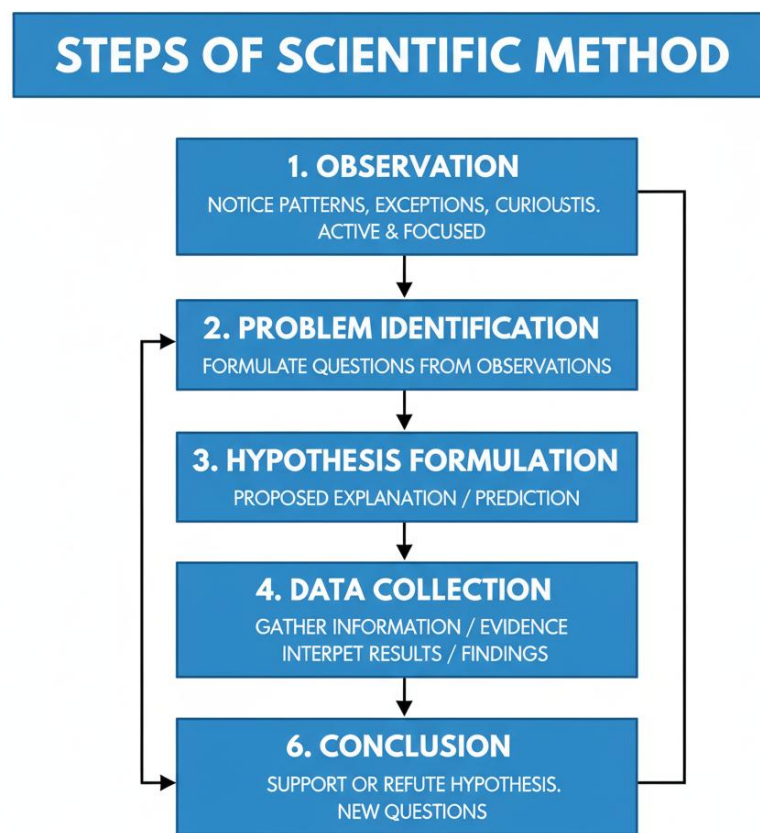
---

#### **2.4 Steps of Scientific Method: Observation, Problem Identification, Hypothesis Formulation, Data Collection, Analysis, Conclusion**

---

Though all scientific progress is rooted in the same basic steps, these unfold into a complex network of practices that lead researchers from curious questions to well-supported answers. 37 These sections offer guidance for systematic investigation, and ensure that studies are carried out in a sequenced and rigorous manner. Although the order is perhaps not so fixed, depending upon research practices and methods, the standard formulation is that it moves from observation through problem definition to hypotheses to data collection to analysis with final conclusions. It is necessary in order to do good quality research, and also in order to appreciate the logical structure underlying scientific results. The primary first step, observing, is the birth of science. Observing is the act of deliberately looking at things in the world. In a scientific sense, observation can be more than mere casual or passive seeing; it can be active, and may even involve instrumentation as part of the observer effect. Researchers are tuned to patterns, exceptions, links or peculiarities that challenge existing assumptions and beg questions. After all, scientific observation—like any other exercise of human capacities, demands training to detect what is important and what is trivial, a knack for spotting slight regularities that elude common notice, a concentration of vision unhindered by predilection. In education, it means one may “observe” (watch) classroom discussions and take down a few notes;

“observe” student behavior by identifying patterns of behavior; observe normal distributions or outlier scores on standardized tests; notice that we did not read about this technique to help struggling readers and still feel ill-equipped after discussing it with the literacy specialist. For example, a teacher might notice that students appear more engaged when they participate in hands-on work as compared with when the teachers lecture, or an educational researcher might see that certain demographic groups score differently on standardized tests year over year. These thoughts form the kernels of research questions.



**Figure 5: Steps of Scientific Method**

From systematic note making and preliminary arrangement of materials, both for text and illustrations. It is common for researchers to keep meticulous records, conduct preliminary analysis or record photographic or video evidence of phenomena. This documentation serves two ends:

creating a record that can be reviewed and studied to noticing patterns not otherwise immediately apparent to assembling raw materials for more structured inquiry. Observation may also include observing classroom instruction following a specific protocol, analyzing student work samples, reviewing attendance or achievement data, or just noticing patterns in how students are interacting. The find can cast a long shadow when it comes to follow-up research: the quality of much subsequent science rests on how well these original observations were made. The next stage in the process is identifying problems, setting the question clearly and explicitly as a researchable issue or problem. The first step involves turning broad, empirical observations or interests into specific research questions. Problem identification is the process of focusing general research interests into workable research issues that can be studied in an organised way. A good research problem is one that, whenever pursued on purpose, leads to an understanding of the world about you. It is intended to fill a knowledge gap, clarify some uncertainty, or explore a relationship that has practical and theoretical significance. Examples from the field of education would be questions such as: "Does peer tutoring enhance mathematics achievement in elementary schools?" or "What are the factors affecting teachers' retention in urban schools?" or "How does different feedback strategies influence student motivation?" The problem that is studied should be narrow enough to allow the researcher to find a solution in a reasonable amount of time and large enough to provide results that can be verified. Effective conceptualization involves a thorough literature review to establish the extent of what is already known, determining any gaps or inconsistencies in what has been studied, and ultimately proposing research questions that place the study within a body of relevant knowledge. It also includes pragmatic limitations, such as resource constraints (e.g., time, access to participants), and ethical considerations, which may restrict the area of inquiry. The third action, hypothesize means to come up with some guesses or answer regarding the question. A hypothesis is an informed prediction about relationships between variables (tested by the research design) or results of a trial investigation, grounded in theory and previous experimental work,

or as one based on induction and logical deduction. Hypotheses fulfill several important roles in the conduct of science: they provide focus to data collection; specify what one should observe or measure; facilitate testing theoretical notions, and prevent investigators wasting time collecting useless information. A reasonable hypothesis is testable, falsifiable, specific and it should be based on known principles or theory (rather than pure guesswork). In educational research, hypotheses may involve statements such as: "Students with immediate rather than delayed feedback will retain more learned material." or "What negative relationship exists between class-size and student achievement in reading? The hypotheses may be directional (where direction of relationship or direction of difference is stated in advance) or non-directional (only the possibility of relationship/ difference to exist between variables is being predicted). There is also research, especially exploratory or qualitative case study research, which may not use specific hypothesis testing at all but rather abides by the methodology to discover patterns or even develop a theory. But even this research is expected to be shaped by working hypotheses or some preliminary expectations about phenomena in question.

It is the generation of hypothesis that calls for reflection on variables and their relationships. It is the job of researchers to distinguish independent variables (variables that are manipulated or thought of as potential causes), dependent variables (outcomes that are measured and accounted for) and perhaps confounding variables (variables that are likely to impact results, but stand outside the main point). In educational research, it is especially difficult to estimate and control for confounders as learning takes place in complex social settings marked by multiple influences. For example, when examining the impact of a new teaching technique on student gains, potential confounding variables include pre-knowledge of subject matter, socio-economic level, motivation of teacher and/or student treatment and experience with subsequent courses at home. Strong hypothesis development will anticipate these complications, and if possible delineate how they will be addressed.

The fourth stage, data collection, is where you gather empirical evidence to test hypotheses or answer research questions. This phase involves planning, so that the measures are valid (are we measuring what we think we're measuring?), reliable (if the same survey was conducted again, would I have similar results?) and appropriate. Data collection procedures vary greatly depending on the design of the study and its questions. Quantitative research methods generally focus on the collection of numerical data by means of tests, structured observations, questionnaires or similar instruments. Qualitative research obtains non-numeric, hence, verbal or visual data by interviews, open-ended observations, document analyses, and ethnographic field notes. Most educational researchers design studies that involve mixed methods, or the collection of both qualitative and quantitative data in order to gain a fuller comprehension. For example, gathering data in educational research might include giving students achievement tests, taking surveys of student attitudes, recording direct observations of interactions between students and teachers, or examining school records for attendance details or graduation rates. Regardless of the approach, data collection "must be conducted in an ethical manner, which includes obtaining informed consent, protecting participant confidentiality and/or anonymity; mitigate risks to participants; and guaranteeing voluntary participation". The quality of the findings is directly proportional with the quality of the data generated during a study. The necessary steps that the researchers should take in order to have sufficient sample size, proper sampling techniques, general protocols, and very cautious about probable causes of bias or error. In experimental work, this ranges from applying the interventions consistently and not changing control conditions to making sure that measures do not reflect researcher expectations. In survey methodology, this involves ensuring that the formulation of questions and the mode of data collection can be answered by as many respondents as possible. In observational studies, this includes training observers, achieving inter-rater reliability and reducing observer effects that could modify participant behavior. The fifth step analysis, the process of looking at data that you have gathered to look for patterns or relationships and/or answers to your research questions. Analyses of the data are influenced by the type of data gathered and research questions asked.

Many people think of quantitative analysis in terms of statistical techniques, everything from basic descriptive statistics (like the average, median or standard deviation) to inferential statistics (such as a t-test, ANOVA, regression or correlation) that indicate whether we can be reasonably confident that our findings are real and not simply due to chance. Contemporary research on the educational can be rather complex and often utilizes advanced statistical methods, like hierarchical linear modeling, structural equation modeling, or meta-analysis to respond to more complicated questions as well as combine conclusions across various studies. Statistical analytic abilities include knowledge of: computational methods, assumption underlying calculations, proper uses and interpretations. Qualitative data analysis consists in various steps aimed at discovering themes, patterns and meanings in non-numeric data. This could review coding of interview transcripts or field notes, clustering of responses, identification of themes and patterns in the discourse, grounded theory building from data. Qualitative analysis is frequently inductive, with information pronounced upon repeated examination of the data and a process of serial narrowing down of categories, while continually comparing between data sources. Qualitative analysis is sometimes dismissed as being less scientific than quantitative analysis, but if it is done systematically it can yield much richer and more in depth insights into educational phenomena that numbers alone cannot capture. While computers themselves have no ideas about psychological constructs it's true that many a researcher make use of computer programs to aid in both quantitative and qualitative analyses but it is still very much the case that making judgements based on study findings will not become redundant anytime soon. Analysis also includes evaluating the validity and reliability of studies. Researchers need to explore alternative explanations of findings, as well as ascertain whether associations are causal or simply correlational and how generalizable the results are to populations outside those tested. In educational research, it is thinking about whether findings from one setting (e.g., suburban schools) apply in other settings (urban or rural ones), across different types of students, and whether observed effects are meaningful as well as merely statistically significant.

This step calls for intellectual honesty, such as reporting findings that do not support hypotheses or expectations and paying close attention to limitations that could constrain conclusions. The sixth and last step, conclusions, is reflecting of the findings in relation to the research question and the larger knowledge base. This is a process of synthesising findings, making reasonable inferences and pinpointing implications for both theory and practice. Regrettably, researchers must communicate findings with those of other studies, demonstrating how the new results support, expand or contradict prior knowledge. Educational implications In a research article, the end of your discussion section should contain two important conclusions theoretically, findings relate to and inform our understanding about learning processes or educational systems or pedagogical principles practically, how the findings can be used in teaching practice, educational policy or institutional decision-making. Conclusions need to be drawn with due qualification and acknowledgement of limitations. Data must be distinguished from speculations based on the findings, and kept separate. They need to clearly specify any limitations based on sample size, measurement problems, confounding variables or situations and contextual influences that might limit generalizability. Strong conclusions do not overstate findings, but rather clearly state substantive contributions. To educational researchers, this might mean explaining that while innovative instruction looked promising in a given setting, more research is needed to decide whether it works effectively in diverse settings and with diverse student groups. The final step is also forward-looking. Science is cumulatively rustled and pretzeled, with each study shifting the landscape while it raises more questions than those it answers. Finally, in their concluding remarks, researchers need to put forward problems not solved, methodological enhancements needed and future investigations or replications necessary that would further a line of inquiry. This this future-oriented dimension of conclusions allows to situate single studies in the dynamic scientific evolution. And last, but certainly not the least, the scientific method is circular (rather than linear). The results of one investigation may lead to new observations and speculations which in turn require further study.

Unexpected results could stand the current theory on its head and force revision of the hypothesis. Weaknesses found in one study suggest better designs for further research. This iterative self-correcting feature differentiates scientific knowledge from dogma and provides a mechanism for the continual improvement of our understanding.

---

## **2.5 Application of Scientific Method in Educational Research**

---

The use of the scientific method within educational research has a transformative role in improving evidence based practice, fostering an understanding of teaching learning and system change. Educational research covers many issues such as student learning process, teaching techniques, pedagogies in schools or class, early childhood education, classroom management and several other research topics. By applying the logic of science to these domains researchers can produce generalizable knowledge that provides real guidance in educational practice and policy-reform, which is one step above tradition, intuitions and ideology for informing our decisions. Application of the scientific method in educational research and natural sciences presents different constraints.

The subject of education is -actual human agents with intentions and minds who cannot be as predictable in their behavior as physical or chemical phenomena. Learning takes place in complex social environments that are strongly influenced by issues of culture, attachment, feelings and myriad environmental features resistant to experimental manipulation. Guidelines of ethics constrain the degree to which researchers may directly intervene in educational variables or assign students to possibly undesirable conditions. Yet educational researchers have constructed nuanced methods for applying scientific principles and maintaining a respect for the complicated, ethical manner of exploring human learning and growth. One such significant application of the scientific approach in education involves experimental and quasi-experimental studies that examine the efficacy of educational interventions.



In these studies, researchers control one or more independent variables (such as method of instruction, materials used for instruction, organization of the classroom) and look for effects on dependent variables (student achievement, engagement in work activities desired outcomes). However, true designs occur when subjects are randomly assigned to experimental and control conditions resulting in groups that would be equivalent except for the treatment being implemented. This randomization makes it possible for researchers to infer causal relationships between interventions and outcomes. For example, students could be randomly assigned to either receive a new mathematics curriculum or traditional instruction and then have their achievement outcomes compared using standardized tests. If it was the case that the groups were really similar at the beginning, better experimental group performance can be interpreted as being due to intervention rather than initial difference. But random assignment is often impossible or unethical in educational institutions. Schools usually can't simply randomize students to classrooms, or teachers to schools, or curriculum across entire grade levels. Quasi-experimental methodologies offer alternate methods that approximate experimental control without the imposition of random assignment. Such designs may compare intact groups (e.g., existing classrooms) or condition those that receive treatment to no-treatment control using pretest, post-test comparisons or statistical controls for pre-existing differences. Although the validity of causal inferences that can be drawn from quasi-experimental designs will never be as high as true experiments, well-designed quasi-experimental studies represent the most rigorous evidence we have about effects. Contemporary statistical methods such as propensity score matching, regression discontinuity designs, and difference-in-differences analysis enhance causality inferences in quasi-experimental studies. The use of scientific method in educational research are correlational studies used to determine the relationship between two variables, non-experimental quantitative research is a field of systematic study. These studies find relationships among such things as study habits and exam performance, classroom climate and student interest, or years teaching and quality of instruction. Even though, correlative research can't infer causality (correlation doesn't imply causation), but it is much useful in educational science.

Correlational studies support the identification of variables worthy of experimental study, illuminate theoretical relationships, and furnish evidence relating to variables which would not be possible to manipulate experimentally due to practical or ethical concerns. For example, researchers do not have the ability to manipulate SES experimentally; instead, they can study how SES is associated with educational variables, and thereby, influence policy designed to promote educational equity. Survey is another major application of scientific method in education.

They provide the data, often from a large sample, on people's attitudes, beliefs, experiences or behavior. High-quality surveys use standardised questions, random sampling and validated tools to produce data that are reliable and valid. A number of aspects of the educational process, including as student contentment, administrators' opinions on the application of policies, instructors' opinions of the school climate, and parental involvement, can be assessed using formative assessment tools. Large-scale survey tests like the Programme for International Student Assessment (PISA) and the National Assessment of Educational Progress (NAEP) have been highlighted throughout this book, and we have voiced our excitement for them. These thorough assessments offer some of the most important data on students' learning outcomes over long periods of time and across a variety of demographics, providing crucial information about the efficacy of education both domestically and globally. Survey research is based on scientific methodology and scientific standards for instrument construction, sampling methods selection, response rates reporting, non-response bias reporting, and statistical procedures. Longitudinal research designs are a way to apply the scientific method to education and learn about process of educational development and growth. They do follow the same people or groups of people over time, looking for outcomes such as academic progress, job success or long-term consequences of educational interventions. Longitudinal research is especially useful for understanding developmental processes, specifying sensitive periods for intervention, and evaluating the long-term benefits of educational programs.

Longitudinal studies, for instance, have followed respondents in the same pre-K programs into adulthood and found benefits of the program that would not have been present if evaluation were conducted over short periods.

Yet longitudinal inquiry is resource-intensive, grapples with attrition, and needs to control many potentially confounding factors that may emerge over time. The same attitude of mind is implied in qualitative research methods that are aimed at deep understanding of educational phenomena through intensive investigation into certain selected cases, contexts, or experiences. Although qualitative inquiry is methodologically distinct from quantitative methods, focusing on interpretation rather than quantification, and contextual knowledge production rather than generalization, as well as inductive theory building rather than hypothesis testing, it reflects key tenants of science related to systematic study, empirical below the surface analysis 6 evidence and transparent practice. Qualitative educational research uses methods such as ethnography, case study, phenomenology, and grounded theory to investigate questions that simply won't be answered through quantitative approaches. For example, a qualitative study might explore how teachers respond to instructional demands on the fly, how students experience learning difficulties or how organizational culture affects reform implementation in schools. Well-conducted qualitative inquiry is characterized by systematic data collection, including interviews, observations and document analysis; attention to the positionality of the researcher and potential sources of bias; systematic coding and analysis; member checks or triangulation to enhance credibility of findings; thick description that enables readers to judge transferability. Mixed methods research specifically involves the mixing of quantitative and qualitative methodologies in order to build on purer forms of each methodology and thus obtain in-depth understanding beyond what would have been available had the researchers stuck to either one methodological approach. Examples of mixed methods studies include use of qualitative data to aid in interpretation of the quantitative findings, conducting surveys to address whether the patterns identified in case studies can be generalized, and combining two or more forms of data collection (such as interviews with observational protocols) to "triangulate" research outcomes.

The process of scientific combining in mixed modes comprises thoughtful merging of paradigms alongside a cogent justification for method integration as well as the selection of suitable analytic methods to harmonize different data sources. Scientific method in educational research extends to meta-analysis and systematic review, methods for pooling results across studies. Meta-analysis it applies statistical procedures to average findings across many studies, and to examine the factors that moderate the size of the effects. Explicit, replicable methods are used to search for, critically appraise, and abstract evidence about a specific question. Inherent within these synthesis methods is a grounding in science, utilising rigorous processes, minimising bias with explicit inclusion criteria and leveraging cumulative knowledge through the aggregation of multiple studies. The meta-analysis has been noted as having particularly great impact in education, where meta-analyses are available for a wide range of interventions and educational policies, depending on their stakeholders. Educational researchers also enact scientific method via design-based research (DBR) (or design experiments), where there is an iteration among the design of interventions, their strategic use in authentic educational settings proffered analysis and readjustment. Design-based research is a response to the difficulty of transferring findings from research to practice and aims to take an investigation into real-world spaces with practising professionals as co-partners, creating interventions in dialogue with theoretical models and practical effectiveness. It's been acknowledged that, in real educational contexts, we should recognize what the documentation itself refers to as the "messiness of actual practice", but there is something scientific about systematic recording and empirical testing and refinement based on the evidence. Action research is a similar form of scientific method applied to practice, in this case practitioners are the researchers and they themselves investigate their own practices in creating better methods. Teachers, administrators or other educational practitioners see problems in their local situation: they collect data systematically, analyze the information and draw conclusions for action (Winch et al. On the one hand, action research has generally been focused on local rather than generalisable improvement effort but it still draws upon scientific based principles of methodical investigation, use of empirical evidence and inductive based decision making.

The action research boom is symptomatic of greater acceptance that improvement in education will not come through university researchers alone but rather through practitioner-researchers who know how to engage in systematic inquiry about their own work. The utilization of the scientific method in educational research has produced a large body of evidence about what works. Research has demonstrated, for example, that certain instructional practices (like retrieval practice, distributed practice, and elaborative interrogation), formative assessment conducted well improves student achievement; early literacy interventions can head off reading problems; classroom management is more effective using positive approaches than is punishment-based control over students; and good-quality pre-K education provides a return on investment in the long run. Such a growing evidence base provides for an even more evidence-based educational practice, even if there are still large gaps between research and practice. However, transferring scientific method to educational research is not without its barriers and there are continuing challenges for it to be successful. Educational phenomena are in essence complex and comprise interacting elements which are not amenable to separation or control.

Context matters deeply in education, what works in one context might not work well elsewhere if the student population or institutional culture or school resourcing is different. It is difficult to measure educational attainment because much of what we believe are the most important aspects, critical thinking, creativity, moral character formation, resist easy quantification. There are ethical restrictions that properly bound research in education, prohibiting manipulations that could harm students even if scientifically illuminating. The alignment of timing between education research and education change is out of sync, because good research requires years, whereas policymakers want answers now. In addition, educational research takes place in a political and ideological setting which may affect priorities for research attention as well as interpretation and uses of the findings. Agencies, policy makers, advocates and the like may be able to push forward particular research agendas or

interpretations that align with their interests. And they have to do so amidst these competing pressures following scientific principles. The connection between research on education and practice could be described as embryonic, since it takes time for what is done by researchers to produce consequences for teaching in classrooms and because the knowledge of practitioners sometimes is underestimated by researchers. Nevertheless, scientific method has contributed much to what we now know about teaching and learning. Further methodological innovation, interdisciplinary partnership, researcher-practitioner partnerships and dedicated emphasis on rigor and relevance are likely to advance the state of educational practice and policy evidence.

---

## **2.6 Systematic Approach to Problem-Solving Through Scientific Method**

---

In addition to serving a framework for research, the scientific method offers a procedure of inquiry that can be generalized across experiential domains both inside and outside educational institutions, from laboratory-based experiment to everyday problem-solving in educational practice. By working in a systematic manner, vague concerns or problems are formulated into specific problems, solutions are informed through evidence-based practice and outcomes are evaluated objectively. The ability to use scientific thinking in problem solving is a key skill that can (or should be able) of educators, researchers, administrators as well as students themselves; it leads to more informed decision-making and the approach helps support the design. In essence, the methodical process to problem-solving via scientific method originates with problem identification and definition. The beginning of many problems are expressed as a vague unease, frustration or dissatisfaction than an explicit problem statement. A teacher might think, “students aren’t engaged” or a school leader may feel that “teacher morale is low,” without knowing concrete examples of how these conditions are playing out in the system and why they’ve become that way. Scientific method consists in translating general impressions which are formulated *vivâ voce* with a precision inversely proportional to their real value into concrete problems clearly limited and based on observation. It includes scrutiny, collection of data and analysis in order to understand how big the problem is, how often it

occurs and what form it takes. For example, “students are disengaged” could be elaborated into “students in my third-period class are off-task during independent work time at a higher rate than during other activities or in other class periods.” That formulation is what makes the problem visible, measurable, and possibly solvable. Furthermore it must also be differentiated between symptoms and root causes. Drops in student achievement scores could be a symptom of any number of underlying issues, including poor instruction or curriculum, low student motivation or external problems such as poverty or trauma. Reacting with solutions that have yet to be informed by root causes is particularly wasteful of resources and seldom actually addresses the issue at hand. Tips on Being More Systematically Thorough Intentionally work problems before solving them Solicit input from a lot of sources Analyze patterns observed to 1) find likely causes and 2) reproduce the behavior again. This might mean looking at changes in data over time, contrasting various groups or conditions, using surveys or interviews to understand the views of stakeholders or reading relevant literature about analogous problems and approaches. After the problem is well described and several potential causes are identified, the systematic method is to develop a list of potential solutions or interventions. This generative stage employs professional knowledge, literature research, collegial consultation and logical reasoning to construct plausible explanations for the problem. We need to generate multiple possible solutions before we grab the first idea that occurs to us. Solutions should be considered in terms of relative feasibility, cost, fit to existing resources and appropriateness based on theory or data as well as acceptability for stakeholders. This process of evaluation uses scientific thinking per se, including the evidence what has worked elsewhere under similar conditions and rational analysis about whether proposed solutions would do something to address identified causes. Once a good answer or intervention has been contemplated, the systematic process requires thoughtful implementation planning. Science thinking demands a level of precision around how exactly the intervention will occur, even down to the “nuts and bolts” including who-does-what when, where and how. This specificity provides for uniform

intervention delivery and serves to corroborate whether the intervention was truly implemented as planned. Fidelity of implementation, the extent to which an intervention is delivered as intended, strongly influences outcomes. An intervention could be unsuccessful not because the strategy was wrong but simply because implementation never happened or was incomplete or erratic. Systematic problem solving entails monitoring of implementation to make certain the intervention is in fact being implemented as planned, making revisions when necessary and documenting those changes. Certainly one of the key aspects to science is gather baseline data before you even think of a solution. If you don't know the status of a problem before you intervene, it is impossible to determine whether your action had any effect. Base-line data could, for example, be a pre-test measure of behavior problems that are counted (as the frequency) before applying an intervention of interest. These are the benchmark data against which change is assessed. The systematic method also includes determining beforehand what is to be measured in the data to assess if the intervention was successful and how successful was it. This may be a number of measures such as test scores, attendance or behavior incidents, and can also include soft data (teacher observations, student feedback, work samples).

Ongoing monitoring and data collection to determine the extent of intervention effectiveness is inherent in systematic problem-solving throughout and following the implementation of interventions. This method of evaluation employs the same principles as formal research; such as systematic observation, measurement, and analysis. Data needs to be collected in a consistent manner, based on reliable techniques. Composite scores frequently allow for a more holistic assessment than individual metrics. For example, the measurement of a new reading intervention could consist of standardized readings assessments as well as one teacher's interpretation of student reading behaviors and engagement. The systematic approach acknowledges that interventions seldom have fast and spectacular consequences; the essential change can develop slowly and contain substantial fluctuations. As such, testing should reflect enough time for true effects to be detected, but keep in mind unintended (positive and negative) consequences that may arise.



The steps of analyzing evaluation data include establishing whether meaningful change was achieved by comparing post-intervention results with baseline data. When used in education, this analysis should take into account more than statistical significance (i.e., whether differences are unlikely to be by-products of chance) and also consider practical significance (i.e., whether changes matter). A statistically significant one-point increase in test scores probably is of minor practical meaning if it doesn't reflect a gain that matters to student learning. The systematic method also allows the inference of alternative explanations for the changes observed. Even if student achievement gets better after a new method is adopted, perhaps this is because teachers are trying harder, or because of Hawthorne effects (improved results due to additional attention directed at participants), or through simultaneous factors entering students' lives outside the school building. Sound problem-solving involves taking into account and, where you can, eliminating alternative explanations. The systematic approach, according to the evaluation results, also includes informed decisions on how to proceed. If the intervention was successful, should it be sustained, expanded or adopted as routine practice? What could be better to make it more effective? If failure, should it be stopped or are there some barriers to implementation that can be discussed? This evidence-based decision making is exactly the same reasoning with uncertainty and limitations that science is all about. This process of scientific method in analyzing issues or problems is also referred to as Deming's cycle. We have more detailed, short-term problems -Yet -As is often the case with problem solving -Solutions bring unintended consequences or improvements. The evaluation of interventions produces new understandings about students, teaching or the operation of a system that guides subsequent problem solving. This iterative nature of the scientific method is demonstrated in this circular process, where each investigation leads to new questions and improvements. In schooling, this cycle of continuous improvement may be made explicit via mechanisms such as professional learning communities, data teams, or school improvement processes which regularly review student statistics and identify emerging needs, interventions for these needs and their results.

Adhering to a systemic problem-solving approach also implies understanding the social and organizational context in which problems are encountered and solutions become part of an organizations' daily routine. Even technical solutions arrived at analytically may falter when they don't take into consideration such human dimensions as feelings, interactions, culture or politics. Successful problem solving requires stakeholders to be mobilized from the outset, from defining problems, generating innovative solutions and capitalizing on new ideas through implementation and the appraisal of results. This participation generates buy-in, makes the solutions workable and believable, and draws in different views that can enhance problem recognition and solution formulation. The culturally patterned process of solving problems in a scientific manner also demands particular dispositions and habits of mind. These principles include intellectual curiosity and a willingness to engage in deep rather than surface thinking about problems of interest; open mindedness concerning evidence that conflicts with prior beliefs or practices; honesty in the face of problems, including those which might be self-blaming; tolerance for the inevitable ambiguity and uncertainty underpinning complex problems requiring solutions; persistence in pursuing such solutions over time, not giving up in response to reversals; and commitment to using existing (to date) best evidence available to guide one's actions, even when it trumps tradition or intuition. Scientific method-based systematic problem-solving among students is a major educational goal in its own right. When students learn to state problems clearly, acquire information relevant for understanding them, generate solutions and test the viability of their hypotheses and implement a solution systematically they develop skills in critical thinking that will be valuable throughout their lives. This type of scientific approach to thinking about problem solving is in even more glaring contrast to heedless, try-it-out-see-what works intuitive approaches like the dweebs like you find at Less Wrong. These are cognitive skills developed in students by educational experiences that provide them with an experience of the enjoyment and satisfaction "that comes from" creative, critical thinking and problem solving whether in science classes -project-based or not-, or any other learning environment.

It is a straight line back still that the systematic application of scientific method to problem-solving also sits squarely within broader structures for organizational improvement such as Plan-Do-Study-Act (PDSA) cycles, Response to Intervention (RTI) strategies, and any system driven by processes for “data-driven decision making,” whatever those are. These structures codify ways of thinking in science into practical forms which scaffold educational practice. For example, in RTI, schools must identify students who struggle to learn and provide evidence-based interventions to address those weaknesses or gaps in learning; monitor how well the intervention is working through frequent assessment; and adjust the treatment based on student response (a use of scientific problem-solving skills to meet a wide range of learning needs). But there are also constraints on the analyser’s part of a given systemic problem analysis. There exist educational problems that are not susceptible to technical fixes based on inductive reasoning. Some challenges are inherently adaptive, necessitating shifts in attitudes or beliefs or approaches to power rather than the application of specific tools. Systematic problem-solving is optimal where problems are well defined, measurable and amenable to remedy. Complex, multi-dimensional problems with incommensurate values or interests that are at stake may need something other than scientific problem solving to address them, like dialogue and negotiations; ethical deliberation; 56 debate about alternative paradigms of science. Secondly, the focus on systematic evidence-based problem-solving must be tempered with regard for flexibility, creativity and professional judgment. Teaching and educational leadership are at least partially about artistry and building around each other in ways that cannot really be reduced to systematic processes. Great teachers use scientific reasoning as well as intuition, experience and profound knowledge of the specific students and contexts. The aim is not substitute judgment by mechanical application of scientific methods, but enriches it by evidence-based methodical collection and analysis.

---

## Check Your Progress

---

**1. What is the scientific method in educational research?**

.....  
.....

**2. Mention any two characteristics of the scientific method.**

.....  
.....

---

## 2.7 Summary

---

The scientific method is a structured and objective approach to conducting educational research. It involves a series of logical steps such as identifying a problem, reviewing literature, forming hypotheses, designing methods, collecting data, analysing data, testing hypotheses, and drawing conclusions. The method is characterised by objectivity, verifiability, systematic procedure, empirical evidence, and replicability. By following this method, researchers can produce reliable and valid findings that contribute meaningfully to educational theory and practice.

---

## 2.8 Exercises

---

---

### Multiple Choice Questions

---

1. The first step in the scientific method is:

- a) Data analysis
- b) Identification of the problem
- c) Hypothesis testing
- d) Report writing

1. A hypothesis is:

- a) A final conclusion
- b) A tentative prediction
- c) A universal law
- d) A random assumption

2. The scientific method is primarily based on:

- a) Personal beliefs

- b) Empirical evidence
  - c) Intuition
  - d) Tradition
3. The review of literature helps to:
- a) Formulate sampling techniques
  - b) Understand previous research
  - c) Reject hypotheses
  - d) Conduct interviews
4. Replicability means:
- a) Only experts can conduct research
  - b) Findings can be repeated by others
  - c) Hypothesis must be accepted
  - d) Data is confidential

### **Descriptive Questions**

1. What is the scientific method? Discuss its significance in educational research.
2. Describe the major steps involved in the scientific method.
3. Explain the difference between scientific method and common-sense knowledge.
4. Discuss the role of hypothesis in scientific inquiry.
5. Explain how data analysis and interpretation contribute to scientific thinking.

---

### **2.9 References & Suggested Readings**

---

1. Best, J. W., & Kahn, J. V. (2016). Research in Education. Pearson.
2. Creswell, J. W. (2014). Educational Research: Planning, Conducting and Evaluating Quantitative and Qualitative Research. Pearson.
3. Koul, Lokesh (2015). Methodology of Educational Research. Vikas Publishing House.
4. Cohen, L., Manion, L., & Morrison, K. (2018). Research Methods in Education. Routledge.
5. Gay, L. R., Mills, G. E., & Airasian, P. (2012). Educational Research: Competencies for Analysis and Applications. Pearson.

**Answer: b), b), b), b), b)**

---

## **Unit 3: Characteristics of Scientific Method**

---

### **STRUCTURE**

#### **3.1 Introduction**

#### **3.2 Learning Outcomes**

#### **3.3 Reliability: Consistency and Replicability of Research Findings**

#### **3.4 Precision: Accuracy and Exactness in Measurement and Observation**

#### **3.5 Falsifiability: Karl Popper's Criterion for Testing Scientific Theories**

#### **3.6 Parsimony (Occam's Razor): Simplicity in Scientific Explanation**

#### **3.7 Summary**

#### **3.8 Exercises**

#### **3.9 References and Suggested Readings**

---

### **3.1 Introduction**

---

The Scientific Method is the foundation of all systematic research. It provides a logical, objective, and evidence-based approach for investigating educational problems. To ensure credibility and accuracy, the scientific method operates through specific characteristics that guide the entire research process. These characteristics—such as objectivity, systematic observation, verifiability, empirical evidence, and logical reasoning—ensure that the conclusions drawn are reliable, unbiased, and replicable. Understanding these characteristics helps researchers conduct educational studies with precision and clarity, making their findings dependable and meaningful.

---

### **3.2 Learning Outcomes**

---

1. Identify and explain the key characteristics of the scientific method.
2. Distinguish scientific inquiry from informal or common-sense ways of knowing.
3. Understand the importance of objectivity and empirical evidence in research.
4. Explain how replicability and verifiability contribute to reliability.

---

### 3.3 Reliability: Consistency and Replicability of Research Findings

---

A pillar of faith in the upbuilding structure of human knowledge is reliability. It also has to do with something quite close to the center of research: Quality; or how consolute, stable, repeatable, etc., the research conclusions are across situations, over time, across those who view things. The usual understanding of the regularity condition is as follows: Scientific measurement, observation, or experimental result is reliable if and only if performing procedure P applied to an object in circumstances C will produce the same results. This is not just a matter of technical necessity, but it's an assumption about the nature of reality itself: that the universe is governed by regular laws and patterns, and we have the potential to discover those regularities and make records of them through rigorous inquiry. The very basis of science, Collingwood argued, depends on being able to trust internal evidences and rely upon the relative fixity of past findings or hitherto established foundations for what is still (provisionally and revisionably) believed.

The general concept of reliability involves a number of separate but related dimensions which must be taken into account by researchers when designing and performing scientific studies. This is the consistency of measurements made on the same sample by the same observer at different times. For example, if a psychological test measures intelligence, then it should yield similar scores for the same person tested at different times (e.g., weeks or months) assuming that the underlying cognitive abilities have not changed between tests. By contrast, inter-rater reliability concerns the extent of agreement between independent observers or raters when measuring the same phenomena. This is especially important when areas such as human judgment are involved, e.g., in behavioural observations, medical diagnostics, or content analysis in the social sciences. A high inter-rater reliability indicates that the definition or observation is clear and objective and different researchers make judgments in a similar way. Internal consistency is another important aspect of reliability, especially in psychological research or questionnaires where several questions are used to measure a single construct.

A scale, or sometimes questionnaire is internally reliable when its all parts are correlated and so measure different facets of the same domain. Statistical properties such as Cronbach  $\alpha$  assess this internal consistency, and higher measures of consistency indicate that all items within an instrument are more related to each other. This type of reliability provides evidence that instruments or measurements are coherent, and all the parts of an assessment contribute meaningfully to the measurement goal. When internal consistency is low, it implies that some of the items are assessing distinct constructs or the instrument is not well-constructed and should be revised. Research results are facing an especially challenging time in the modern age, with scholars of various disciplines championing what has been labeled the “replication crisis.” This crisis was brought to the attention of many in the early twenty-first century when attempts to replicate published research, especially studies in psychology and biomedicine, were unable to reproduce previously obtained findings.

These failures have far-reaching consequences for scientific understanding insofar as they imply that a nontrivial fraction of emerging findings in the published literature may not reflect authentic, stable, generalizable effects but rather arise from statistical artifacts, publication bias, methodological limitations (e.g., contextual factors not sufficiently described), or other unknown conditions. This so-called replication crisis has resulted in much-needed soul-searching among scientists and has driven important changes in research behaviors, including the pre-registration of studies, a focus on larger sample sizes, tightening statistical rigor and increased transparency with data sharing and analysis methods. In order to comprehend where and why reliability sometimes falls short we should consider the numerous factors that may bring inconsistency in research results. Random error is one main cause of unreliability and reflects that measurement conditions, sensitivity of the instrument, attention of the observer or state of participants randomly fluctuates. While systematic bias will push measurements in one direction the whole time (and although a specific detector might have a known bias, any measurement on any day is always subject to random error), random error just introduces variability that makes our results less consistent through trials.



Environmental conditions can also affect reliability: variations in temperature, equipment-related artifacts or background noise may influence the measurements through paths that are not properly controlled and documented by researchers. Among human studies, experimenter-administered factors (e.g., mood, fatigue, motivation, and practice effects) of participants can create variability in test outcomes across testing visits even when the underlying phenomenon is relatively stable but with that effect reduced by resting. Soundness of methodology significantly contributes to increasing the reliability of research. Standardisation of method is one of the backbones: by making sure that all researchers use the same protocol and technique, with calibrated instruments, and while under normalised environmental situation. Having detailed methods will permit other researchers to exactly replicate the process, which minimizes what depends upon differences in procedure. Training observers and raters can greatly enhance interrater reliability, because it is necessary that all appraisers interpret criteria and methodology in the same manner.

The use of multiple indicators to measure a construct rather than single items provides reliability in measurement by permitting random error to offset between the indicators. Consistency can be ensured by periodic calibration and maintenance of measurement instruments to avoid drift over time. The connection among reliability and the number of samples merit special attention. Greater sample sizes tend to yield more accurate estimates of population parameters, such as when estimating the mean from individual measurements, since random noise has less effect on averages than on individual values. This statistical truth is the rationale for why new research now focusses on well powered study that take into account enough of subjects to detect real effects and exclude playing with chance. Underpowered studies (i.e., those with too few subjects) produce inflated results due to random variability of the measurement and often fail in replication. This is compounded by publication bias, the fact that journals are more likely to publish positive results, which means that the scientific literature soon becomes contaminated with false positives from underpowered studies that just happened to produce a statistically significant result.

Scientific areas have different proxisms and regard problems when regarding at relevance based on which study they are making.

In the physical sciences, such as physics and chemistry, where many phenomena occur that can be isolated in a lab, the value of something happening "virtually never" through meticulous instrument usage / repeated procedures is frequently achieved. Experiments in particle physics can attain reliability, for example, by performing millions of collisions and deriving a pattern of statistics which decreases the random error merely as a result of having so much data. In contrast, research in field sciences of complex natural systems, because the environmental conditions are not fully under control by researchers, places higher demands on reliability. Ecological studies need to account for the seasonal changes, weather conditions, and intricate relations of organisms with their environment that make exact replication near impossible. Recognizing these limitations, field researchers often strive for conceptual rather than actual replication, replicating results in related, but not identical settings. Social sciences face a particularly difficult problem regarding reliability, since human behaviour is context-dependent and can be affected by culture, period and situation (which are likely not equal across times or around the world).

A social psychology effect that reliably replicates in North American university students may not transfer to other cultural settings or age ranges. This has resulted in important debates about the cultural specificity of psychological processes, and research exploring whether findings are universally applicable or culturally based. And in sociology and political science, the fact of historical contingency means that social patterns in one time or place do not travel to others, so there's a question as to what reliability even is with regard to studies of ever-shifting social phenomena. These disciplines have turned increasingly to the idea of conditional reliability, that is that findings are assumed reliable within certain specified limits rather than being universally valid. Although it is often confused, the difference between reliability and validity is essential to understanding research quality. A measurement can be reliable (giving the same answer time after time) but invalid if it keeps measuring the wrong thing. A bathroom scale that is always five pounds heavier than it should be, for example, is reliable but not valid.

That being said, reliability is a prerequisite, but not a guarantee of validity: measures cannot be valid if they are unreliable; inconsistent measures cannot provide us with an accurate estimate of the true value of what we are measuring. That this is the case reflects the relationship between validation and reliability, reliability (or test–retest validity) has usually been one of, if not the first key task to demonstrate that a measurement instrument or research method is scientifically valid, with other subsequent studies coming afterwards purporting to show that the instrument measures what it is meant to measure. Modern methods for improving reliability are technology and open science-driven. Such automatic data collection also reduces human error and maintains measurement timing and methods throughout the whole procedure for measurements. Electronic sensors and tools also relayed timestamped data that can be stored and reevaluated for transparency, as well as confirmation of results. Open science practices, such as funding incentives to share raw data and analysis code, can allow others to see exactly what was done in a study and attempt direct replications. By submitting to the preregistration badge, authors declare that they had already formed their hypotheses (or analysis plan) prior to data collection. Acting retrospectively after observing data by exploiting chance patterns is known to increase false positive rates and make findings less reproducible across different studies. “Collaborative reproduction projects,” studies in which multiple labs independently execute the same study using a common protocol, provide particularly stringent tests of reliability by demonstrating (or failing to demonstrate) whether effects are dependent on idiosyncratic factors present within specific laboratories or else reflect robust phenomena that emerge reliably across different locations.

---

### **3.4 Precision: Accuracy and Exactness in Measurement and Observation**

---

Precision simply reflects how sensitive our measuring instruments and methods are in noticing differences or changes in the quantity we are studying, it measures our power of discrimination. In the context of scientific measurement, precision is the degree to which repeated measurements under unchanged conditions show the same results, whereas accuracy is closeness of a measured quantity to a standard value.

So a fine measurement system, with high precision that reads consistently regardless of the particular object or event, will return readings that hardly spread out at all, if you apply it many times to the same thing, even though all those readings taken together are offset from the real value. And this is not a semantic difference but the essence reveals two fundamentally different types of errors in measurement: precision comes from random errors, while accuracy is due to systematic error or bias. Both are important for high-quality scientific work, yet they capture different views of measurement quality and may require distinct methods for maximization. The value of precision in scientific theory is unimaginable, because the furtherance of scientific knowledge is often based on our ability to differentiate with finer detail between rival causal reckonings or theories. Key contributions to science have often come after advances in the precision of measurements made it possible to observe a phenomenon that had not been visible before or distinguish between two things that were previously indistinguishable. The conception of quantum mechanics, for example, depended on spectral instruments accurate to less than a nanometer in wavelength that could detect the quantized atomic energy levels not explainable by continuous classical physics. In 2015, gravitational waves, predicted a century earlier by Einstein's general relativity theory, were observed by the LIGO observatories; detecting these ripples in space required measuring distance changes at scales smaller than the diameter of a proton, a testament to precision engineering and measurement. These cases demonstrate that the frontier of edgy scientific research often lies at the edge of our ability to measure things accurately.

To understand measurement uncertainty and where it comes from is essential for understanding what precision represents and how we can improve it. Each measurement is associated with some level of uncertainty due to constraints in our instruments, differences from the measuring conditions, and inherent variability of natural phenomena. This uncertainty is often quantified and reported along with measurements, giving a sense of how much faith we should have in measured quantities. Uncertainty of measurements has a random and systematic part. It should also be noted that random uncertainty is related to precision; it is the cause of many measurements' scattered around some central value, imperfectly controlled by numerous small influences.

Systematic uncertainty influences accuracy and not necessarily precision; the measurements tend to be shifted away from the true value in a consistent manner, such as due to an instrument being improperly calibrated or to taking measurements that are consistently biased. Precision is quantified by patterns consistently seen in replicate measurements and summarized statistically, because typically no single indicator may suffice to describe unambiguously the usefulness of reported results. The most common measure is the standard deviation, which tells how typically far individual measurements are from their average value. (20) A low STDEV indicates that measurements are clustered near each other, i.e., high precision, a high STDEV reflects scattering away from the mean, i.e. low precision. In the dissemination of scientific results, scientists generally offer not only a measured quantity but an estimate of how close that value is likely to be, often in the form of standard error, confidence interval or significant digits. Significant figures also convey a sense of precision to the measurement; if something is given as 3.7 meters long, it's less clear what that length is than if it was reported as 3.72 meters, which in turn would be less precise than being told something was 3.721 meters long.

This practice, while not providing an explicit estimate of uncertainty, enables readers to appreciate the degree of refinement attained in measurements. Various sciences have generated their own specialized meanings of precision as applied to the material studied and the techniques used. In particle physics, there is a commonly used kind of precision where one sees events in conditions of extreme noise backgrounds and makes claims that are statistical in nature to distinguish this event from the many million or billion that are ordinary.

This is clearly demonstrated in the discovery of the Higgs boson at CERN's Large Hadron Collider: here physicists had to measure mass-energy of decays products with exquisite accuracy, enabling discrimination between a Higgs signal and background processes, a task that called for sophisticated detectors capable of tracking particles with micro-metre precision and measuring their energy with sub-percent resolution.

In analytic chemistry, precision is the repeatability of a concentration measurement (mass spectrometry techniques can measure substances with parts per trillion precision, needed for environmental monitoring, or pharmaceutical quality control). Genomic sequencing is another new area in which precision has dramatically increased (to the point of making only one mistake out of more than a million base pairs), and this allows genetic variants to be accurately identified as causative agents of disease. The precision of estimates and their relationship to sample size deserves careful consideration, especially in disciplines relevant to variable biological or social systems. Any single measurement may be highly inaccurate, but average over a million measurements can be estimated to quite high precision due to the law of large numbers. This statistical fact is the foundation of a great deal of experimental science: By taking many repeated measurements (or sampling lots of individuals from a population), scientists can confidently estimate population parameters to much higher precision than what you might find in any one measurement. The SEM scales down with the square root of number of samples, i.e. quadrupling the sample size reduces by half the uncertainty in the estimated mean.

This relationship accounts for why studies of sufficient power and sample size are more likely to yield precise estimates of effect sizes and population parameters that can be replicated, generalized, and accumulated in a systematic way. Most scientific and engineering topics have seen increased precision due to technological progress. For example, in the seventeenth century the telescope and microscope were invented which enabled humans to perceive what was previously invisible and to empirically study distant planets or microscopic organisms with nanometer precision. Modern descendants of the devices now possess a precision that would baffle their original constructors: electron microscopes with which to resolve structures down to the atomic scale, radio telescope arrays distributed across continents with which they could achieve enough angular resolution to photograph the event horizons of all but most distant black holes. In the field of timing and frequency, atomic clocks have reached 1 part in  $10^{18}$  precision, which means less than one second would be lost or gained over the age of universe.

This level of precision has technological applications far beyond fundamental physics, including the Global Positioning System (GPS), which relies on delivering timing information with nanosecond accuracy to compute locations.

Improvements in sensor technology signal processing and noise reduction continue to extend the limits on what can be measured and how well it may be measured. But sometimes higher accuracy is more than the client needs or wants (there are trade-offs). Higher-precision-instruments and processes are usually more expensive, time-consuming to apply and may be fragile or cumbersome. Reasonable precision (enough to answer the research question) is all too often preferable to maximal precision. If characterizing a process which spans many orders of magnitude, measurements accurate to a few percent may be more than adequate eyeglasses and additional precision could do nothing to improve scientific insight. Furthermore, to report measurements to an unjustified precision (i.e., more significant figures than the measurement method permits) is a form of scientific lying that tricks readers into accepting falsely high quality data. Researchers ought thus to think carefully how exacting they need to be with their questions and should have the courage to admit how precise life turns out to posthumously understand it.

The difference between precision and resolution is also worth mentioning in measurements that are spatial or temporal. Resolution is the ability to distinguish between two points, events or values that are close to each other: resolution, as they say in TV CSI, resolves them. A high-resolution microscopy can tell the difference between two cells that are very close together, for example, which show up not as a single blob but instead as separate structures. A high resolution analytical method is able to separate two molecules with very similar properties, such that they appear as separate peaks of signals, not a single overlapping signal. It is similar to precision, but resolution refers to the ability to discriminate as opposed to reproducibility. Both precision and resolution are important for good quality science, and when one is improved so is the other, but they remain conceptually separate dimensions of measurement quality. In experimental work, manipulation and control over sources of imprecision are an essential dimension of study design.

Environmental variables, such as eliminating temperature, humidity, pressure and other variations, minimize variability that would undermine precision. This provides a measure that can be relied upon to remain uniform over time: careful calibration of instruments against known standards. Blinding protocols, in which investigators gathering data do not know about the experimental conditions or hypotheses, attempts to eliminate any conscious or unconscious bias that might impact the accuracy of information recorded. Automated data collection systems typically ensure higher levels of accuracy than human observers do, in that they remove variability due to attentiveness, judgment and recording. Statistical methods such as blocking, strata cation and covariate adjustment can increase the precision of estimated effects because they factor in known sources of variation, so investigators may be able to detect weaker effects with a given sample size. Also, under today's discussions on accuracy of results, it becomes more and more important that the total uncertainty together with everything in connection therewith is reported as completely as possible. Transparency of how the precision was estimated, what sources of errors were accounted for and which are not yet under control brings more scientific integrity as well as an adequate interpretation of obtained results. In other disciplines guidelines or standards may require that measurements meet minimum precision levels to be considered suitable for their intended use, for example, in analytical chemistry there are defined protocols which provide general procedures by which a laboratory can demonstrate that its methods under consideration are fit-for-purpose. In meta-analysis as well as systematic reviews of a broad range of sources of research literature, the weightings are often also by precision of effect size, statistically higher quality evidence allowing to put more weight to better-quality studies when pooling multiple studies. Doing so allows for greater recognition of the fact that more accurate studies give us better information about the phenomena at issue, and should therefore have a greater role in our overall evaluation of evidence.

---

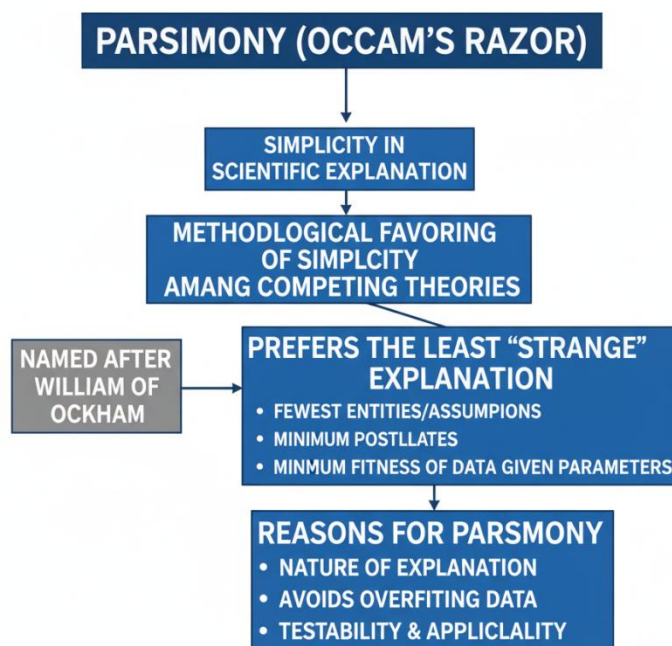
### **3.5 Falsifiability: Karl Popper's Criterion for Testing Scientific Theories**

---

Parsimony, frequently appealing in the principle of Occam's Razor, is the methodological favouring of simplicity among competing explanatory theories when both are consistent with the evidence.



The principle is named after the medieval philosopher William of Ockham, but similar ideas had been previously espoused in philosophy and science. The beauty of the explanation lies in its simplicity, at least when taken alone (logician William of Ockham's aforementioned razor rule applies: don't complicate it unnecessarily; or to paraphrase Sherlock Holmes, when you have eliminated the impossible, whatever remains is usually correct). In scientific applications, parsimony functions as a useful heuristic in theory selection and hypothesis testing: when several theories are able to account for the same observations, the least "strange" is preferred, that which contains fewest entities (such as causes) or assumptions and postulates, or whose ontology requires minimum fitness of data given parameters. This inclination towards simplicity is not simply an affair of taste; it stems from profound considerations about the nature of explanation, the dangers of overfitting data, and the pragmatic demands for theories to be testable and applicable.



**Figure 6: Parsimony (Occam's Razor): Simplicity in Scientific Explanation**

The philosophical rationale for preferring parsimony is a matter of much dispute, however, and has been defended on different grounds. The first of these is an argument from the grounds of probability; if we have no reason to believe that the world is complicated in just one way, other than another, then among all possible explanations for a given phenomenon, simple explanations

(and yes, this encompasses simplicity pretty much by definition) make up more territory in logical space than complex ones. It is the essence of science to assume as little as possible (or to postulate as few entities) so that there are fewer ways in which a theory can fail, thus giving it a higher prior probability. Another argument is pragmatic: simpler theories are easier to work with, test and apply in new situations. There are more complex theories with a large number of phenomenological parameters which can fit the data, but such flexibility often results in less effective predictions, a condition called over fitting. Looser theories are freer to accommodate any new evidence, and so tend to give weaker tests of its adequacy. Conversely, generally simpler theories make stronger predictions, more opportunities for a test to fail. If they still flourish while enslaved, we can have more confidence in them than we would in a tangled web of hypotheses that fits the data only by being allowed to do anything (without substantive constraints) rather than conforming it into true regularities. Parsimony as practiced in science comes in different flavors, depending on the nature and context of the explanation. Similarly, in general scientific reasoning there is a preference for theories that account for phenomena by employing what are already established entities and principles rather than positing new ones. Whenever a new phenomenon can be understood as the consequence of an old theory being pushed further into new directions, most scientists would rather take this route than trying to make up an entirely novel theoretical framework.

The periodic table of the elements, for instance, was a beautifully efficient organizational device in chemistry because it implied that the myriad properties of elements could be understood in terms of one underlying principle, the gradual accumulation of protons and neutrons (later amended to include electrons) into precise mathematical series, rather than being named and convened separately at each turn. Likewise, the achievement of molecular biology in accounting for heredity, development and evolution through DNA, RNA and proteins is a victory for parsimony, disparate biological phenomena can be explained on the basis of a relatively small number of molecular interactions quite unlike (qua demander) vitalistic or tele-logical principles peculiar to organisms. Parsimony in statistical modeling and data analysis is codified in principles that disfavor complex models when evaluating fit between models and data.

The issue these principles are designed to address is that very complex models with many parameters can always fit the sample better than simpler models, but this might be a reflection of the fact that it has happened to capture random noise in the sample rather than real patterns which will generalize to new data. Such information theoretic criteria (including AIC and BIC), these explicitly balance how well the model fits the data against how complicated the model is. Such a bias towards simplicity persists unless there is enough improvement from the added complexity to merit including those extra parameters. Cross-validation methods also evaluate models with regard to predicting data not used in model creation and thereby tend toward parsimony: overfitted models do badly when they are asked to predict fresh data. Such formalization of moderation have been promoted as crucial means to modern (machine learning and artificial intelligence) practice, where the difference between data-memorizing models from average-trend models is key. The balance between parsimony and explanation needs to be carefully calibrated.

Simplicity isn't enough to be a good explanation; the simplest is that thinking on some topic just happens with no reason at all, and this would be scientifically unproductive. Parsimony is a guide to selecting from among theories, all of which (if formulated freely or effectively) satisfy the evidence available, not an excuse to prefer simpler but incorrect explanations over more complex and correct ones. True complexity of phenomena means simple theories will miss important patterns and we need more complex explanations. The science history contains plenty of examples in which naive theories for which simplicity can be given some credit ultimately needed to be replaced by more complex ones when evidence became enough. Similarly, the intricate mathematical models of Ptolemaic astronomy even came to be regarded as "tricks", something that only seemed to work, but where nobody knew why it worked, and were superseded by the relatively simple model introduced by Copernicus: heliocentric universe. However, Keplerian ellipses were found to be simpler than planetary motions when the latter are considered in view of modern understanding of orbital mechanics, given as mutual gravitational interaction under Newton's laws and gravity.

The point is that in all of these instances parsimony leads us to the simplest adequate explanation, but nature itself needs to tell us how complicated adequacy has to be. Various scientific disciplines have generated domain-specific versions of parsimony adapted to their subject matter and objectives of explanation. In phylogenetics, which concerns the study of evolutionary relatedness among groups of organisms, parsimony behaves as a preference for the most simple tree (a tree that requires the least number of character changes) in order to interpret the pattern of similarity and difference among taxa. The logic here is that it is highly improbable for evolution to create the same complex structure through two separate evolutionary processes in numerous lineages (although convergence can and does happen), shared complex structures generally indicate common ancestry. In physics, parsimony takes on the form of a preference for theories with high symmetry and low numbers of fundamental constants or forces.

This preference for collapsing what appear to be multiple distinct phenomena into the consequence of fewer, more universal laws is the reason why a program like that of unification in physics has turned out to be successful (in electroweak theory = electromagnetism + weak nuclear force), and successful across the board. This is similar to what occurs in medicine and clinical diagnosis, where the principle of parsimony cautions that when a patient has different symptoms, one should integrate them into a single disease producing those symptoms as opposed to assuming there are multiple discrete diseases at play, although of course exceptions are made even to this rule when patients genuinely have multiple comorbidities.

The fact that parsimony and pluralism stand in tension also marks the path of an interesting debate about the philosophy of science. Although parsimonious (simple) explanations are preferred and sought for, that invoke as few types of entities or principles as possible, certain philosophers and scientists still espouse another view on explanation known as pluralism: this is the notion that several different types of explanations are available for some phenomena (at levels other than the very bottom), and thus we ought not to expect simple unifying explanations in all cases anyway.

In biology, for instance, evolutionary explanations, ecological explanations, developmental explanations and molecular explanations are all put to use in understanding biological phenomena and the question whether and if so how these different kinds of explanatory framework can or should be reduced to a single fundamental level is still widely at issue. Likewise in the social sciences, researchers question whether human behavior, or even social occurrences, ultimately boil down to psychological or biological mechanisms, or if explanations at the level of society are independently valid. These are all interesting debates that show the extent to which parsimony is a matter of degrees within explanatory goals and what counts as simple may depend in part on one's explanatory purposes and theoretical commitments. MYC is a likely example there are limits to parsimony that we cannot ignore. One principle is not an algorithmic decision rule one can use to decide between the simpler of two theories, and sensible scientists may differ about what theory actually is the simpler. Is a theory simpler with fewer entities and less complex mathematics than one with more but simpler units? Is a theory that includes more but presupposes more simpler than one that has fewer but assumes less? In many cases there are no clear answers to such questions and the very concept of parsimony is shown to be judgment laden when applied.

History, by the way, is also replete with cases where scientists went too far in trusting to parsimony and rejected good theories as too complex in favor of misleadingly simple ones. The early skepticism to plate tectonics in geology was partially inspired by an Occam factor: the idea of continents moving across the surface of Earth appeared more complex and strained than that of stationary continents; but ultimately, plate tectonics has been found true. Evidently, the diverse fundamental particles to which physicists eventually predicted beginning with three in the 1960s/70s looked at first like an unparsimonious addition, but proved a key idea for understanding matter.

It is the relation of parsimony to other methodological principles on which its place within scientific reasoning itself rests. Parsimony is an excellent corollary to falsifiability: simple theories tend to predict more restrictively, therefore they are also easily falsifiable, while overly complex theories fit almost any observation as adjusted via numerous parameters.

Parsimony and coherence are also related: parsimonious theories, when integrated with what is already known, may provide more explanatory power than isolated complex ones. Yet, parsimony may sometimes be at odds with other desiderata -e.g. precision, completeness or predictiveness of the theory. A simple model could give an approximation, and a more complex one would yield better accuracy. There is no recipe on where to precisely strike that balance, and as always the right course of action will depend on different fields or research situations. Simple models could be the most suitable model for detecting basic patterns, in explorative research in situations with limited fundamental knowledge. Complexity, however, in a mature field with rich theory and the potential for high-end applications might be defensible if it is required to achieve that last mile of precision.

Parsimony, as used today, is not limited to theory choice in the traditional theories; it also plays a crucial role in new fields, such as artificial intelligence and machine learning. In these domains the bias-variance tradeoff generalizes to embody what in statistics is known as the parsimony principle: simpler models have high bias (i.e., may not capture complex patterns) but low variance (i.e., yield consistent predictions across different datasets), whereas more complex models have low bias but high variance (i.e., they fit some datasets well, but may offer very disparate predictions for new data). Regularizations methods aimed at penalizing model complexity are direct translation of parsimony introduction to avoid over fitting.

On its face, the success of deep learning might seem to be a blow against parsimony, because their massively parametric models contain millions or billions of free parameters, but these deep architectures in no way violate parsimony so long as we view them at an intermediary level between that of “crafting special features for every task” and instead allow relatively simple, repeated architectural motifs that learn task-specific features from mixed data.

This move away from crafted complexity to learnt representations is an architectural parsimony even though the resultant models can be numerically complex. The fact that Occam’s Razor has never fallen out of favour in its four centuries of life is testament to the idea there’s something that works, underpinning our intuition about how we think we make sense of the world.

Parsimony is simultaneously a useful rule of thumb for scientists generating and evaluating theories, an ontological or metaphysical claim about what counts as good explanation, and a statistical constraint for model fitting. Not a strict law, for nature is baroque, our theories must be similarly rich, but the principle of parsimony suggests that we want to chase down the simplest adequate explanation of some phenomenon; don't over-extend yourself when simple suffices, yet remain open to complexity when the evidence supports it. It is this tradeoff between parsimony and adequacy, which is another aspect of the dialectic of scientific reasoning: disciplined imagination in the face of the evidence, creativity integral to a methodological framework, ongoing engagement with theoretical speculation and empirical test. In this labor, parsimony amounts not so much to a rule of theory choice, as an expression of science's unswerving devotion to understanding the world in terms that are as explicit, unified and conceptually economical consistent with the phenomena themselves.

---

### Check Your Progress

---

1. What is meant by objectivity in the scientific method?

.....  
 .....

2. Name any two characteristics of the scientific method.

.....  
 .....

---

### 3.7 Summary

---

The scientific method is rooted in several essential characteristics that ensure the quality and integrity of research. It emphasises objectivity, where findings remain free from personal bias; empirical evidence, which relies on observable and measurable data; systematic and logical steps, ensuring that inquiry follows an organised process; and verifiability, which enables results to be checked and confirmed. Additionally, replicability ensures that studies can be repeated by other researchers to produce similar outcomes. These characteristics help establish research as a credible and scientific process, especially in the field of education where evidence-based practices are crucial.

---

### 3.8 Exercises

---

---

### Multiple Choice Questions (MCQs)

---

1. Objectivity in scientific research means:
  - a) Researcher's opinion is important
  - b) Findings are free from personal bias
  - c) Results must be surprising
  - d) Only qualitative data is used
2. Empirical evidence refers to:
  - a) Evidence based on personal belief
  - b) Evidence obtained through observation and experience
  - c) Evidence based on tradition
  - d) Hypothesis formation
3. Replica ability ensures that:
  - a) Only one researcher can repeat the study
  - b) Other researchers can reproduce the results
  - c) Findings cannot be verified
  - d) Research must be confidential
4. Verifiability means:
  - a) Results can be checked and confirmed
  - b) Results cannot be tested
  - c) Conclusions are based on intuition
  - d) Findings depend on guesswork
5. A systematic research process involves:
  - a) Random activities
  - b) Unplanned steps
  - c) Logical and organised steps
  - d) Traditional knowledge

---

### Descriptive Questions

---

1. Discuss any five major characteristics of the scientific method.
2. Explain the importance of objectivity and empirical evidence in scientific inquiry.
3. Describe how replicability and verifiability contribute to the reliability of research.



4. Differentiate scientific method from common-sense knowledge with examples.
5. Explain why systematic and logical procedures are crucial for scientific research.

---

### 3.9 References & Suggested Readings

---

1. Best, J. W., & Kahn, J. V. (2016). Research in Education. Pearson.
2. Koul, Lokesh (2015). Methodology of Educational Research. Vikas Publishing House.
3. Creswell, J. W. (2014). Educational Research: Planning, Conducting and Evaluating Quantitative and Qualitative Research. Pearson.
4. Gay, L. R., Mills, G. E., & Airasian, P. (2012). Educational Research: Competencies for Analysis and Applications. Pearson.
5. Cohen, L., Manion, L., & Morrison, K. (2018). Research Methods in Education. Routledge.

---

## Unit 4: Types of Scientific Method

---

### STRUCTURE

#### 4.1 Introduction

#### 4.2 Learning Outcomes

#### 4.3 Exploratory Method: Discovering New Insights and Relationships

#### 4.4 Characteristics and Applications of Exploratory Studies

#### 4.5 Explanatory Method: Establishing Cause-and-Effect Relationships

#### 4.6 Characteristics and Applications of Explanatory Studies

#### 4.7 Descriptive Method: Describing Phenomena as They Exist

#### 4.8 Summary

#### 4.9 Exercises

#### 4.10 References and Suggested Readings

---

### 4.1 Introduction

---

The scientific method employs different approaches depending on the nature and purpose of inquiry. Among these, the exploratory, explanatory, and descriptive methods constitute the three major types used across disciplines. Exploratory research is open-ended and flexible, typically conducted when little prior knowledge exists about a phenomenon. It helps generate new ideas, insights, and hypotheses. Explanatory research goes further to establish cause-and-effect relationships, using structured designs and hypothesis testing to determine why certain outcomes occur. Descriptive research aims to portray characteristics of individuals, groups, or situations as they exist, without seeking causal explanations. Each method serves a distinct function within scientific inquiry, contributing to knowledge generation, theory building, and decision-making. Together, these research types provide a comprehensive framework for understanding the complexity of natural and social phenomena.

---

### 4.2 Learning Outcomes

---

After completing this unit, learners will be able to:

1. Define and differentiate the exploratory, explanatory, and descriptive methods.

2. Describe the characteristics and applications of exploratory studies.
3. Explain how explanatory research establishes cause-and-effect relationships.
4. Discuss the role of descriptive research in presenting phenomena accurately.
5. Evaluate when each type of scientific method is most appropriate.

---

### **4.3 Exploratory Method: Discovering New Insights and Relationships**

---

This trial-and-error research approach is considered one of the initial stages of scientific inquiry, which focuses on learning more in depth about a phenomenon in absence or scarce presence of relevant prior information. It is particularly useful for investigation in which a phenomenon is recent, poorly understood or inadequately investigated. Unlike other types of research which attempt to test a particular hypothesis from a given theory, exploratory research studies do not seek to prove one thing or another, but rather try to develop general patterns and empirical relationships. The advantage of this tactic is its flexible open-ended structure, so that one can explore complex phenomena without strict imposition, often resulting in serendipitous discoveries.

This approach usually uses qualitative means, such as interviews, focus groups, case studies and content analysis although quantitative measures are also sometimes used if appropriate. exploratory research is, in short a tool of inquiry and means to an end in terms of gaining access to the reality of experience that leads us into research further opportunity for re-conceptualization. There is much that can be taken back into hypothesis framing, variable selection, and generation of experimental designs as a result of this exercise." In addition, exploratory research does not exist only in academia but also has broad applications including business, market research, psychology and social sciences where the exploration of emerging insights can have tremendous influences on decisions. Open-endedness Expressibility in response to the evolving investigation is an aphorism characteristic of open-ended exploratory research. Unlike confirmatory studies, which seek to validate specific hypotheses, exploratory work such as this makes space for a more expansive perspective, one able to accommodate unexpected patterns of relationship that appear in the course of investigation.

For example, in a study focused on the emerging consumers' behaviours into digital market, it is possible to start without closing from the beginning any variable that will give us hints about main trends or takes-off or motivations and influencers. Another strength of the method is that it can produce data which are rich in detail and subtly capturing complexities of human behaviour or organisational phenomenon. In addition, exploratory work plays a key role in bridging the gap between observation and theory as it metamorphoses anecdotal or incomplete knowledge into integrated models that can direct further, more rigorous inquiry. Focusing on the process of discovery and insight, rather than confirmation, this approach encourages creativity and intellectual curiosity, allowing scientists to explore new research areas and challenge the frontiers of knowledge.

---

#### **4.4 Characteristics and Applications of Exploratory Studies**

---

There are a number of features that distinguish exploratory studies from all other types. First, the process is typically open-ended and unstructured to accommodate the evolution of knowledge in research. This flexibility is critical when we are looking at phenomena with a limited prior knowledge because it allows researchers to react to surprises and adjust the focus on the fly. Second, exploratory research tends to be of a qualitative nature, and is designed for depth rather than breadth. For example, open-ended interviews, ethnography, and content analysis allow the researcher to gain a more detailed and rich understanding of the motivations, attitudes, and behavior of respondents.

Third, such studies are usually small in scale and exploratory, yielding early evidence that can be used to inform further more rigorous investigation. Inductiveness Finally, since it is exploratory research (also called inductive), it means that the substance of knowledge and theorizing is induced and not deduced from pre-existent predictions through this synthesis towards theory formation, framework building or hypothesis generation. The uses of exploratory research are very wide and varied, being found in many different academic disciplines, such as market research, social sciences and business. In the social sciences, exploratory studies are commonly employed to study new or emergent social phenomena, customs and behaviours that yield a conceptual understanding of theory development for future hypothesis testing. Business and marketing.

For both business research and market research, exploratory studies are used as a prime precedent method for examining the needs of the consumer, the demand within specific industry. For example, companies might use focus groups or ethnographic studies that aim to uncover hidden wants and needs among customers who are difficult to interview using traditional surveys. In psychology, exploratory work with, for example, mental health problems as the outcome of interest could uncover which (treatment) package may be beneficial but also how best to deliver the new treatment or intervention in more randomized fashion. In a similar vein, exploratory research in education can investigate experimental pedagogy, learning processes and the inner workings of educational organizations leading to policy changes or new educational practice. In summary the flexibility, depth and inductive nature of exploratory research makes it a useful weapon to developing new knowledge, finding outlines, and setting directions for future research.



**Figure 7: Characteristics and Applications of Exploratory Studies**

---

## **4.5 Explanatory Method: Establishing Cause-and-Effect Relationships**

---

**Explanatory Research** Explanatory research, unlike its exploratory counterpart, aims to explore a variable and establish cause-and-effect relationship among that variable. Its ultimate purpose is to investigate how one or more independent variables affect a single dependent variable, and to explore the processes that generate observable patterns. This approach is a central premise of the scientific evidence base as it offers an explanation for why outcomes occur, allowing scientists to make predictions and guide interventions. Explanatory research frequently comes after exploratory and descriptive studies collect new data based on what was learned in those earlier ones.

It is based on structured research designs, such as experiments, quasi-experiments and longitudinal studies that are capable of efficiently collecting and analysing data. Explanation research provides a discipline and quantifiability to the validity of findings, while exploratory studies are more contingent and less decided in character. Exploratory research requires careful operationalization and measurement of variables, particularly to arrive at an understanding or findings about the empirical world. Both qualitative and quantitative methods are used by researchers, but the latter predominate because they can statistically test hypotheses and make causal claims. For example, explanatory research might be used to examine the relationship between socioeconomic status and educational attainment by using regression analysis to measure how strongly one variable (e.g., socioeconomic status) predicts another variable. In the field of medicine, explanatory research tests the outcome of a treatment or intervention on specific symptoms using carefully controlled studies. Likewise, in the business world, explanatory research can help companies assess how sales strategies, pricing approaches or corporate policies are affecting consumer behavior and bottom lines. The value of explanatory research is that it does more than 'simply' descriptively describe, generating explanations and empirical information that will inform the decisions or policies of decision makers and which will move theory bearers along.

---

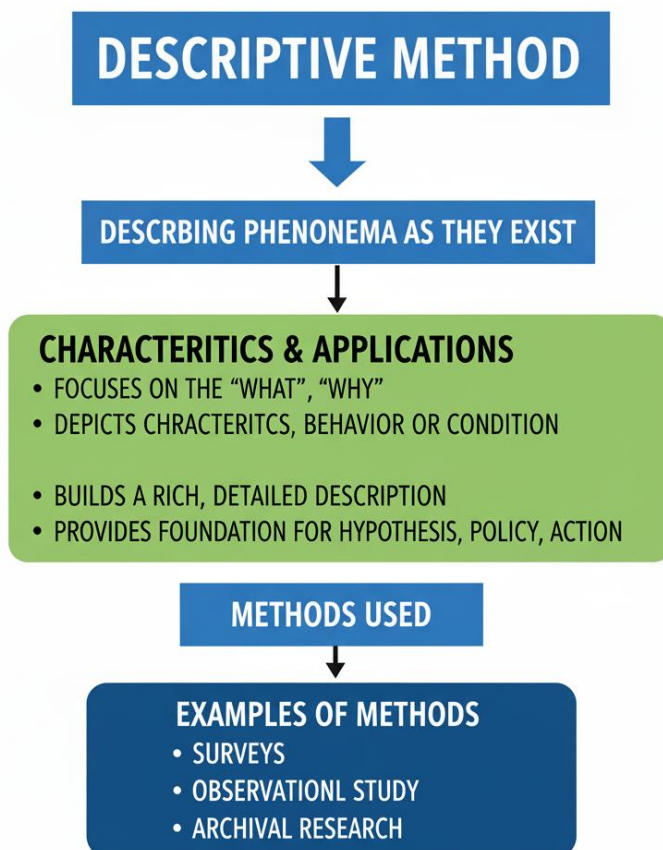
## 4.6 Characteristics and Applications of Explanatory Studies

---

The defining features of explanatory studies that permit them to determine causality can be listed as: The first is that they are very structured and organised, following fixed research frameworks which ensure data collection is meticulous. This organization of causes promotes explicit definition and measurement of variables, as well as analysis designed to allow for causal and covariational inferences. Second, explanatory research is based on hypotheses; that is, it begins with specific predictions about possible relationships among variables and then tests these predictions so we can decide which are most likely to be true. Thirdly, they seek to control and manipulate variables especially in experimental work to reduce the impact of confounding on conclusions. Fourth, explanatory research focuses on generalizability, with a focus to develop results that may be more broadly applicable outside of the context in question and hence can contribute to theory building and practice. There are many uses for research that seeks an explanation of something. In both natural and applied sciences, it is fundamental in identifying causal mechanisms (e.g., environmental effect on disease prevalence and chemical compounds–biological processes). In the social sciences, explanatory research sheds light on what underpins behaviors in society, outcomes in economics and effectiveness of policy so that we can intervene based on evidence. For example, studies that look at the relationship between class size and student achievement can help drive educational policy to maximize impacts on learning. In the field of public health, explanatory studies are essential for understanding the influences on health behaviors and for developing interventions designed to target causal variables rather than symptoms. Likewise, in the field of business and management, explanatory research aids organizations in identifying determinants of productivity, customer satisfaction and market success to guide strategic decision making and resource investments. Through its emphasis on causality, explanatory research informs action, contributes to theory development and supports problem solving across a wide range of areas.

## 4.7 Descriptive Method: Describing Phenomena as They Exist

Descriptive research is a primary method employed to depict the characteristics, behavior, or condition of individuals or groups, as they are. Descriptive studies do not seek for new discovery, as in exploratory research or to explain the “why” aspects of particular phenomena, focusing rather that on the “what.” Its goal is to build a rich and detailed description of the phenomenon being investigated, providing an account of the system such that those involved with it can recognize themselves in it. Descriptive research is necessary in both the natural and social sciences, as it provides the foundation for developing hypotheses, policy making, or taking action. The methods used in this approach may be qualitative or quantitative, such as surveys, observational study, case studies, and archival research, based on the nature of the topic and what details are needed.



**Figure8: Descriptive Method: Describing Phenomena as They Exist**



Descriptive research is characterized by a study that is accurate, clear and systematized collection of data. Researchers are more concerned with representing the phenomenon closely to what it is, rather than providing a filtered or biased account of that phenomenon. The sample sizes are often large, the measurement comes with standardization and comparability is consequently guaranteed. Moreover, it is typically a cross-sectional approach showing the phenomenon at a certain moment in time. However, longitudinal approaches are possible to study changing patterns over time. The applications of descriptive studies across research domains are innumerable and include documenting demographic trends, consumer/household preferences, or education results; recording organizational procedures, social activities, environmental statistics. For example, population health surveys, census-based data and a determination of educational achievement all make use of descriptive methods to yield the full evidence base. Descriptive research: Through the systematic examination and record of phenomena as they exist, descriptive research provides a baseline understanding for answering exploratory questions, explanatory queries, and decisions to put into practice in a variety of areas.

---

### Check Your Progress

---

What is the main purpose of exploratory research?

.....  
.....  
.....  
.....  
.....

How does explanatory research help in establishing causality?

.....  
.....  
.....  
.....  
.....

---

### 4.8 Summary

---

Scientific inquiry uses different methods based on the purpose and stage of research. The exploratory method is used when a topic is new, unclear, or insufficiently studied. It is flexible, open-ended, and primarily qualitative, helping researchers discover new insights, generate hypotheses, and identify emerging patterns. The explanatory method seeks to determine cause-and-effect relationships among variables. It uses structured designs, hypotheses, and statistical analysis to explain why outcomes occur. Experiments, quasi-experiments, and longitudinal studies are central to explanatory research. The descriptive method aims to depict characteristics of individuals, groups, or situations as they naturally exist. It uses surveys, observations, case studies, and archival data to produce an accurate and detailed account of a phenomenon. Together, these three methods support systematic knowledge building: exploratory research uncovers ideas, descriptive research documents reality, and explanatory research clarifies underlying causes.

---

### 4.9 Exercises

---

---

#### Multiple Choice Questions (MCQs)

---

1. Exploratory research is mainly used when:

- a) Much prior research exists
- b) A cause–effect relationship is to be tested
- c) Little prior information is available
- d) A theory is already established

2. Explanatory research primarily aims to:

- a) Describe a situation
- b) Explore new patterns
- c) Establish cause-and-effect relationships
- d) Produce historical summaries

3. Descriptive research focuses on:

- a) Why phenomena occur
- b) What a phenomenon is
- c) Predicting future outcomes
- d) Testing multiple hypotheses

4. A key characteristic of exploratory research is:

- a) Strict structure
- b) Flexibility and open-endedness
- c) Large sample sizes
- d) Controlled variables

5. Which method typically uses experiments?

- a) Descriptive
- b) Exploratory
- c) Explanatory
- d) Archival

---

### **Descriptive Questions**

---

1. Discuss the major characteristics and applications of exploratory research.
2. Explain how explanatory research helps establish cause-and-effect relationships, with examples.
3. Describe the key features of descriptive research and its significance in scientific inquiry.
4. Compare and contrast exploratory, explanatory, and descriptive research methods.

5. Explain why different types of scientific methods are needed to study complex social and educational phenomena.

---

#### **4.11 References and Suggested Readings**

---

1. Best, J. W., & Kahn, J. V. (2016). Research in Education. Pearson.
2. Creswell, J. W. (2014). Educational Research: Planning, Conducting and Evaluating Quantitative and Qualitative Research. Pearson.
3. Koul, L. (2015). Methodology of Educational Research. Vikas Publishing House.
4. Cohen, L., Manion, L., & Morrison, K. (2018). Research Methods in Education. Routledge.
5. Gay, L. R., Mills, G. E., & Airasian, P. (2012). Educational Research: Competencies for Analysis and Applications. Pearson.

---

## **Unit 5: Aims of Research as Scientific Activity**

---

### **STRUCTURE**

#### **5.1 Introduction**

#### **5.2 Learning Outcomes**

#### **5.3 Problem-solving: identifying and resolving educational issues**

#### **5.4 Research as a tool for practical problem resolution**

#### **5.5 Theory building: developing and testing theoretical frameworks**

#### **5.6 Role of research in constructing knowledge**

#### **5.7 Prediction: forecasting educational outcomes and trends**

#### **5.8 Integration of problem-solving, theory building, and prediction in research**

#### **5.9 Summary**

#### **5.10 Exercises**

#### **5.11 References and Suggested Readings**

---

### **5.1 Introduction**

---

Research plays a vital role in the field of education by helping scholars, policymakers, and practitioners understand problems, develop theories, and anticipate future trends. In educational settings, issues arise frequently—ranging from learning difficulties and curriculum gaps to assessment challenges and administrative concerns. Problem-solving through research offers systematic, evidence-based approaches to identify the root causes of such issues and design workable solutions. At the same time, educational research contributes to theory building, where researchers construct, refine, or test theoretical frameworks that explain how learning occurs, how students behave, or how institutions function.

These theories then guide teaching practices, policy formulation, and curriculum design. Another important dimension of research is its role in constructing knowledge—generating new insights, validating existing understanding, and expanding the body of educational literature.

Furthermore, research enables prediction, allowing educational stakeholders to forecast trends such as enrolment patterns, achievement levels, teacher needs, or the impact of new technologies.

Together, problem-solving, theory building, knowledge construction, and prediction form an integrated approach in educational research. They offer a holistic understanding of educational systems and contribute to informed decision-making.

---

## 5.2 Learning Outcomes

---

After studying this unit, learners will be able to:

1. **Explain** the role of research in identifying and resolving educational problems.
2. **Describe** how research supports the development and testing of theoretical frameworks in education.
3. **Discuss** the contribution of research to the construction and expansion of educational knowledge.
4. **Analyze** how research methods can be used to predict educational outcomes and future trends.
5. **Evaluate** the interrelationship between problem-solving, theory building, and prediction in the research process.
6. **Apply** research-based approaches to address practical issues in educational settings.
7. **Illustrate** with examples how integrated research functions improve educational planning and practice.

---

## 5.3 Problem-solving: identifying and resolving educational issues

---

The underlying *raison d'être* of educational research at its core is very much one based on problem solving as nothing other than the intellectual gears that should continuously be grinding away to identify, painstakingly analyse, and address increasing diverse, multi-layered problematic matters that are continually presented which potentially have capacity to threaten the effectiveness, equity and accessibility of education systems everywhere.

This starts not just with recognizing a problem, but with actually identifying and defining the particular educational problem at hand in systematic fashion, to go from vague worries about low student performance, high teacher attrition rates, poorly aligned curricular materials or misunderstood uses of technology to well (or ill) defined questions that one could actually research with data. From early childhood to higher education, the world of schooling is a complex and operating social organism where individual people, policies, resources, and cultural realities are all constantly interacting with one another, which inevitably leads to problems arising, but ones that can't simply be dealt with on the mere surface or in isolation without consequence; modalities which demand data-informed strategic planning and other proactive solutions. For example, ongoing achievement disparities across demographically distinct populations of students are proposed to be more than "students aren't learning enough" and instead a fundamental systemic problem, where, as a field, we ought to use empirical inquiry to identify whether the root causes are related to uneven distribution of resources across socioeconomically diverse communities; culturally rooted mechanisms leading some students disproportionately experiencing misalignment between what is assessed and what is taught; discrepancies in quality with which instruction received within end-users places (i.e. classrooms); uneven family supports/scaffolds for effective education experienced by students from disparate backgrounds; or some interaction among these nonexclusive factors that drive one's thinking beyond anecdote-driven facile beliefs one could easily infer.

The resultant research design strategy adopted, that is quantitative studies if the problem is better addressed with correlational evidence and p-values or qualitative inquiries for understanding lived experiences and meanings therein, or integrating these paradigms (mixed-methods), are carefully chosen depending upon what the defined problem really about in order to produce pertinent and strong enough evidence useful for designing intervention. After identifying the root causes through research, the next critical phase of the problem-solving cycle is to work on potential solutions by designing, implementing, and assessing them rigorously;

these interventions should be created as evidence-based interventions or policy recommendations, they are not a guessing game but a hypothesis-

driven attempt of commitment based on what we know about the etiology of the problem, and their outcomes have to be continually monitored and measured against predetermined educational outcomes in order to ascertain that our resolution was indeed an effective one and setting us as well for sustainable action. And so the problem-solving role of school-based educational research is a never-ending back and forth between recognising, defining, diagnosing, intervening and evaluating operational schooling challenges asopes for informed policy development that can be truly evidence-based to produce improved outcomes in material manner, ensuring benefits for learners, teachers and wider societal goals of education. This empirical commitment allows the educational field from being unable to resist the kind of cycles that has produced so many faddish, unproven reforms but instead anchors practice in verifiable knowledge, thereby creating a culture of systematic inquiry in which practice and research are mutually supportive enterprises aimed at delivering concrete improvements in student success and institutional vitality.

---

#### **5.4 Research as a tool for practical problem resolution**

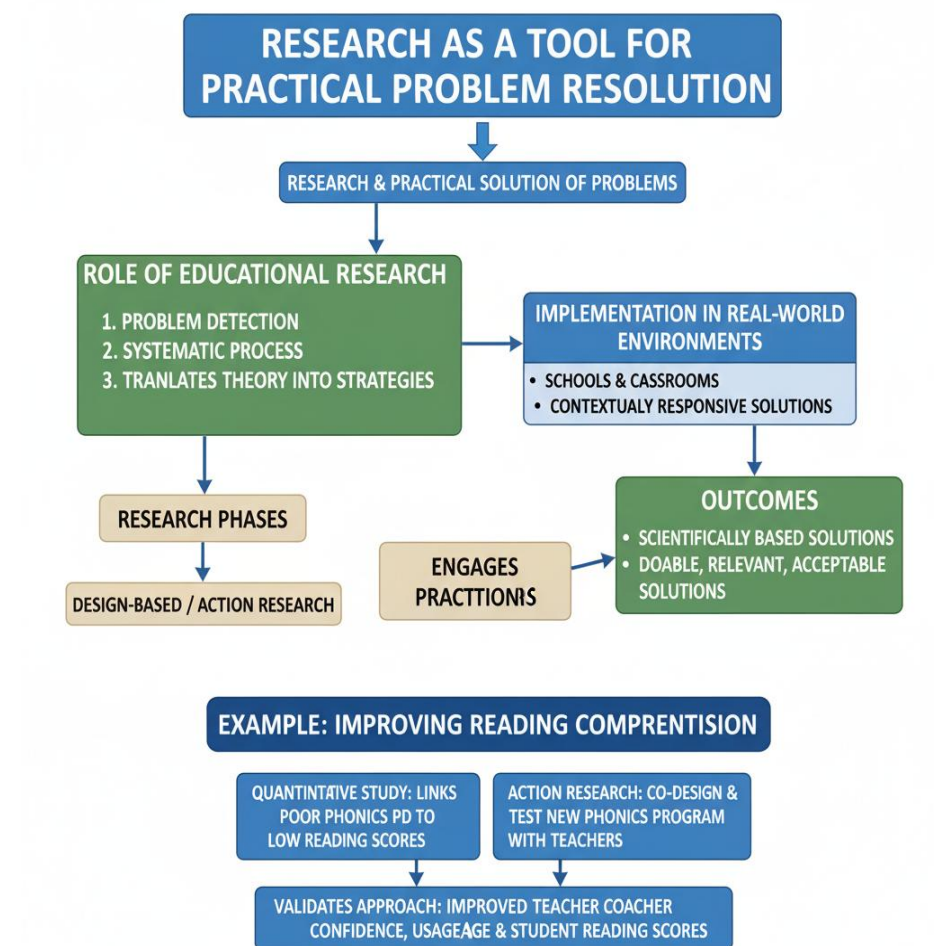
---

In addition to fulfilling its primary role of problem detection, educational research functions as the single most potent and stable practical means for solving problems in that it represents a systematic process whereby abstract outcomes of inquiry are turned into specific strategies to be implemented by practitioners in their everyday work. This role as translator of research to practice is a vital one because solving problems only really occurs when proposed solutions can be implemented in such a way as to productively change the measurable realities of messy environments where much is atstake: schools and classrooms, which need more than just academic insight; it needs applied smarts that are contextually responsive. The shift from theoretical discovery to practical implementation typically includes several research phases, ones that fall under the head of design-based or action research methodologies that are specifically constructed to forge connections between theory and practice by engaging practitioners directly in



the process of discovery so as to ensure that solutions created are not only scientifically based but also doable, relevant, acceptable dynamics adopted by practicing teachers, administrators and students. For instance large scale quantitative investigations may identify a relationship between low reading comprehension and poor teacher professional development in phonics based instruction, while the practical problem solving stage involves action research conducted in one or more school districts where an intensive new phonics program is co-designed and tested by the district's teachers to train them on it after which data on teacher confidence, honesty of use and (most importantly) student follow-up reading scores validate the practicality of approach. Research provides the kind of diagnostic tools that prevent a school from responding to crisis with only intuitive fixes, perhaps based on what an individual adult liked or thought were high priorities when s/he was in school – like more praise and less criticism; instead it frames clear paths rooted in evidence; if there is a bit of a drop out rise, research cuts through vague assumptions about youth culture to suggest that maybe we learn something by doing qualitative interviews (so we hear youths' voices) alongside number crunching over time (trends); these numbers help us see whether kids would just like different instruction or better mental health service access...or whether they are being bullied regularly near or inside the school building grounds as leading factors...right here, data starts up conversations yielding over-determined plans gathering alternative kinds of data points merging into multi-faceted practical suggestions. And even more importantly, in a world where people and teaching take the greatest tolls on our economy, and at this stage of global history, few educational systems are spared from a periodic conflict or trauma, research experiments allow solutions that work to be generalized or "scaled-up"; one strategy for solving a problem of math fluency displayed in an inner-city school can be subject to empirical scrutiny and replication elsewhere (i.e., other schools), reducing the need for schools to all always find themselves "reinventing the wheel," as well as facilitating widespread distribution of best-practice methods of educating across a region or nation. By running interventions through tight experimental or quasi-experimental controls, research can also tell us not just whether a strategy works but why, for whom and in what conditions, adding much-needed nuance to their practical implementation by ensuring that practitioners

can adapt and customize solutions according to the specific student populations and resource constraints each faces, while elevating the entire field from one of guesswork into one of informed engineering paired with continual practical refinement.



**Figure 9: Research as a tool for practical problem resolution**

---

## 5.5 Theory building: developing and testing theoretical frameworks

---

Not discounting its direct, practical concern with such a focus for education process of solving problems in ways that make conventional sense, educational research also has a central but far more abstract goal: generating and testing large-scale models (theories) which help to organize the phenomena we observe as well as convey them meaningfully within educational settings. A theory in this sense is not just a hunch but rather a robust, evidence-informed statement on the relationships among variables, for example how self-efficacy factors into persistence in academic work, or effects of collaborative learning environments on higher order thinking skills, or how particular policy mechanisms shape resource distribution and thus make possible certain student outcomes; such theories provide the intellectual architecture for an entire field, elevating research from what happened to why it did. Indeed, the process of theory construction often begins in an inductive mode and then is constrained through a series of deductive comparisons across numerous studies and settings, with new empirical information being used to refine initial hypotheses or models. For example, initial observations of the matters with which children play were eventually formalized in Piaget's (1962) theory of cognitive development, which was subsequently used to guide myriad empirical investigations confirming, refining or refuting its assumptions, illustrating how theoretical development is circular. This aspect of research is particularly vital, since good practice will always be based on good theory, effective teaching methodologies, curriculum design principles, and educational policies are seldom successful in the long run unless they are informed by a strong understanding of human learning processes, motivation, social interaction patterns or organizational culture which fall within the realm of theoretical constructs developed through research. Through development and testing of such frameworks, educational research can achieve parsimony and potency, transforming an enormous number of discrete factual observations into principles that make sense, hence can inform decisions across various settings enabling practitioners to abstract beyond specific case studies, apply the principles to new cases. To the contrary; theory building is

naturally a self-correcting enterprise and strong research must be willing to dispute, even falsify prevailing theories as data shifts over time, forcing the field to refine its intellectual guides so that educational practice can be informed by an ever more accurate and current image of human development\learning processes. For instance, in the case of Socio-Cultural Theory, this meant that the Ist towards an exclusive model of individual cognition was replaced by a model based on social interaction and context as the unit of explanation for learning - thus affecting what is included in curricula to what constitutes classroom talk (and, more widely still), illustrating how shifts at theory level can be mirrored at major practical levels which impacts not just local problems but reinvents the enterprise.

---

### **5.6 Role of research in constructing knowledge**

---

The long standing and fundamental function of educational research is its particular capability in the building of knowledge, that is, as the structured, reliable and ethical channel through which systematic understanding is developed, justified, and accumulated into the authoritative body of knowledge constitutive to the discipline. Knowledge building, in this case, involves far more than piecing together information; it is a systematic act of epistemological engagement, in which researchers are to wrestle overtly with questions of what counts as evidence, how data gets read through particular theoretical lenses and the ways results add up to a broader picture. Research is the gatekeeper of credibility, applying professional protocols for making sense, peer review, replication studies, transparently reporting methods and instruments used, statistical or interpretive rigor, to the work that emerges so as to validate (make true) this new knowledge from falsely entering education; thereby putting a check on personal bias, political pressure groups or historical residue which would otherwise sully understanding. In the absence of this systematic validation process, educational knowledge would degenerate into a concatenation of disparate views and untried suppositions that are obstacles to professional growth and development of practice. A wealth of knowledge has been amassed through research, and this body of accumulated understanding takes diverse forms: descriptive (e.g., demographic profiles of school attendance), predictive (e.g., determinants of success in STEM fields), causal

(e.g., impact of a particular intervention on reading fluency), or prescriptive knowledge (e.g., evidence-based practices for effective classroom management), all adding to our rich, multilayered picture of the universe that is education. Finally, research serves to question and revise the scientific framework, by being enactive in searching for exceptions, inconsistencies or lack of explanation in existing knowledge, in order to maintain a dynamical science that is always up-to-date with respect to the present technological and social environment. Knowledge production is always also a process of diffusion and dialogue: things are written up, presented at conferences, subject to criticism from other scholars; new knowledge claims are repeatedly challenged and refined, and they contribute to developing a shared collective understanding that becomes the basis for professional standards and ethical norms in field. Through the never-ending labour and systematic efforts, testing, and diffusion of a structure of verified truths far more complex than that from which such development starts all scientific educational research ultimately makes the work of education in transition from an art based upon experience to one established upon the foundation of a constantly growing, soundly experimental knowledge productive for human capital formation and welfare.

---

### **5.7 Prediction: forecasting educational outcomes and trends**

---

Prediction is one of the most important, high-level tasks of educational research which uses accumulated theories and solid empirical evidence to predict future trends in education including educational outcomes, emerging patterns and issues for educators and policy makers. Prediction is a result rather than an aim of theory building and the development of robust causal understanding: if theories are good, they tell us how one variable affects another and why these relationships occur; to this extent, we should be able to model changes in dependent variables that might follow from changes in independent variables (assuming the data about which we have organised our explanatory structures remains stable). The research portion of Predictive is sophisticated statistical modeling methodologies, including regression

analysis, time series forecasting and models using machine learning algorithms to find long-lasting indicators and precursors that are both specific enough to be reliable over the short term but broad enough to signal something bigger like career pathways or systemic bottlenecks (e.g., teacher shortages or facilities rot). For instance, by examining historical data on socioeconomic status (SES), early literacy screeners and parental involvement as long-range predictors of dropping out or failing to meet post-secondary readiness standards, researchers can develop models that accurately anticipate which groups of students are most likely to drop out or not achieve postsecondary readiness levels allowing policymakers to strategically allocate resources based upon need and deliver preventive interventions long before the problem manifests itself shifting from an educational system driven by triage toward a proactive one. This sort of predictive power is especially important for long-term strategic planning, providing advance notice to governments and organizational leadership where shifts in resource allocations, curriculum mold or teacher preparation need be restructured to keep pace with a dynamic global economy and shifting student demographics; if one can accurately predict that there will be a shortage of specialized math teachers two years from now, for example, a state can launch scholarship programs now with the aim of growing the pipeline. In addition, research enables us to predict the effects of policy interventions: through building simulations that replicate past experiments, researchers can estimate effect sizes for proposed new policies, class size reduction, high-stakes testing requirements, before they are distributed to all students, thus limiting the dangers of large-scale and expensive potentially-ineffective reforms. While educational prediction can never be perfect due to the complexity of human behavior and social systems, the rigorous, evidence-based models will provide much better probability estimates than those that reflect only political ideology or anecdotal experience, an indispensable compass for guiding complicated educational systems toward valued societal outcomes and protecting public monies from wastefulness or favoritism. The predictive function then is the capacity of foresight in the educational enterprise to make present decisions in a way that anticipates future realities.

---

## 5.8 Integration of problem-solving, theory building, and prediction in research

---

The full impact and value of educational research are best achieved when its purposes are not treated in an atomistic manner, but rather knowledge development is viewed as a tightly intertwined interplay among problem solving, theory development and prediction. These three principle functions are interrelated and constitute successively higher levels of intellectual abstraction and practical relevance within the research ecosystem. The respondents begin with a problem-solving trope, often positioning their work as focused on an immediate local challenge (e.g., poor engagement in a particular subject) that “fuels the first impulse” and initially motivates them to seek out practice-related issues for study, because it leads researchers towards the development of solutions but also “leads us to important data”. The data and patterns we spot during this first phase of intervention then become the raw material for theory development, as we try to generalize beyond the local problem or phenomena in order to come up with robust, generalizable matrices that can be used further away from their site of discovery; something that can justify why a particular phenomenon appeared in one place (a particular form of teaching/ learning) but might also grow wings and fly if things are right out there, wherever they may be found, taking us from local-level insight through largely context-bound understanding on towards global relevance & access. For example, annoyance about student disaffection might give rise to refine a theory of intrinsic motivation showing how the self-determination theory engages in perfect synergy with classroom practice. With the successful completion and corroboration in broader testing of a theory, it garners the explanatory power to enable prediction, using one’s understanding to anticipate future events (and not just what is possibly going on here and now that we can perhaps respond to or speculate about); researchers begin predicting where similar problems will likely be growing/occurring next, or how a new variable entering the scene might impact things, for example, predicts whether a newly designed set of curriculum materials would succeed based on their alignment with motivational principles or will be successful in producing student learning. Then, with this predicted outcome comes attention to a new relevant concern

or unaddressed variable and the cycle goes round again in designing new interventions paving upwards on each responsive study. The unification research structure placed practical resolution achieved in dependence upon theory as the base, and indicated that theoretical construction must be challenged by practical problems resolution ability and predictive power for future developments. Without theory development, problem solving devolves into a fragmented, one-off patchwork of ad hoc troubleshooting; without problem solving the potential exists for theory to become overly abstracted from on-the-ground realities and ideas to exist in isolation of practice; and without prediction, the whole activity has little strategic foresight let alone proactive action. Hence the three functions, observing practical problems, generating theoretical explanation and using theory for future forecasting, co-operate constantly and interactively on each other, thus making educational research have its deep-going and overall impact in the incessant perfection and stratification of modern education.

---

### Check Your Progress

---

1. What is the main purpose of basic (fundamental) research?

.....

.....

.....

.....

.....

2. How does action research differ from applied research?

.....

.....

.....

.....

.....

---

### 5.9 Summary

---

This unit explains the aims of research as a systematic and scientific activity. The core aims include discovering new facts, verifying existing knowledge,



establishing cause–effect relationships, developing theories, and solving practical educational problems. Research improves understanding of educational processes and supports decision-making based on evidence. As a scientific activity, research maintains objectivity, reliability, and logical reasoning. By fulfilling its aims, research becomes a vital tool for improving educational practices and contributing to knowledge advancement.

---

## 5.10 Exercises

---

---

### Multiple Choice Questions (MCQs)

---

1. The primary aim of scientific research is:
  - a. To guess solutions
  - b. To generate reliable knowledge
  - c. To support personal opinions
  - d. To follow traditional beliefs
  
2. Research that leads to development of new theories is:
  - a. Applied research
  - b. Action research
  - c. Basic research
  - d. Descriptive research
  
3. Establishing cause–effect relationships is mainly associated with:
  - a. Experimental research
  - b. Historical research
  - c. Qualitative research
  - d. Case study research
  
4. A key aim of scientific research is to ensure:
  - a. Bias and subjectivity
  - b. Logical reasoning and objectivity
  - c. Random decision-making
  - d. Personal interpretation
  
5. Which aim focuses on solving immediate educational problems?
  - a. Fundamental aim

- b. Applied aim
- c. Historical aim
- d. Descriptive aim

---

### **Descriptive Questions**

---

1. Discuss the major aims of research as a scientific activity.
2. Explain how scientific research contributes to theory formation in education.
3. Describe the relationship between scientific aims and educational improvement.
4. Differentiate between basic and applied aims of research with examples.
5. Explain why objectivity is central to the aims of scientific research.

---

### **5.11 References & Suggested Readings**

---

1. Best, J. W., & Kahn, J. V. (2016). Research in Education. Pearson.
2. Koul, L. (2014). Methodology of Educational Research. Vikas Publishing.
3. Cohen, L., Manion, L., & Morrison, K. (2018). Research Methods in Education. Routledge.
4. Creswell, J. W. (2014). Educational Research: Planning, Conducting and Evaluating Quantitative and Qualitative Research. Pearson.
5. McMillan, J. H., & Schumacher, S. (2010). Research in Education. Pearson.
6. Borg, W. R., & Gall, M. D. (1989). Educational Research. Longman.

---

## **BLOCK 2**

### **TYPES & STRATEGIES OF RESEARCH**

#### **Unit :6 Types of Research Based on Purpose**

---

##### **STRUCTURE**

##### **6.1 Introduction**

##### **6.2 Learning Outcomes**

##### **6.3 Fundamental Research: Theory-Oriented Investigation**

##### **6.4 Characteristics and Significance of Fundamental Research**

##### **6.5 Characteristics and Utility of Applied Research in Education**

##### **6.6 Action Research: Practitioner-Led Classroom Inquiry**

##### **6.7 Characteristics and Steps of Action Research**

##### **6.8 Comparison of Fundamental, Applied, and Action Research**

##### **6.9 Summary**

##### **6.10 Exercises**

##### **6.11 References & Suggested Readings**

---

##### **6.1 Introduction**

Research can be classified in several ways, and one of the most widely used classifications is based on purpose. The purpose of research determines why the study is being conducted and what outcomes it seeks to achieve. Educational research may aim to generate new knowledge (basic research), solve immediate problems (applied research), or find practical solutions within a specific setting (action research). Understanding types of research based on purpose

enables researchers to align their objectives, design appropriate methodologies, and select suitable tools for systematic investigation.

---

## 6.2 Learning Outcomes

---

After studying this unit, learners will be able to:

1. Explain the meaning of research classification based on purpose.
2. Distinguish among basic, applied, and action research.
3. Identify situations where each type of research is appropriate.
4. Describe the significance of purpose-oriented research in education.
5. Apply the concept of research purpose in planning research studies.

---

## 6.3 Fundamental Research: Theory-Oriented Investigation

---

Basic research, in contrast is also known as pure or fundamental research and attempts to increase our understanding of some aspect of a phenomenon without any consideration for its practical application. At its heart, it seeks to create theories, principles and models that account for the fundamental processes involved in phenomena, with a focus on education. Basic science attempts to address “why” and “how” questions, emphasizing understanding concepts and theoretical constructs. In the educational domain, for instance, this implies an interest in research on cognitive development, learning processes, motivation and social or cultural influences on education. Academics who conduct basic research may not target solving a specific problem, but rather they favor systematically and rigorously evolving their corpus of knowledge. Fundamental research, which creates understanding and theory, lays the foundation for applied investigations and educational innovations to come. For instance, the cognitive stages of learning offer a theoretical grounding in how to design effective methods of instruction, even if such a grounding does not at first translate into classroom practices. That is why basic research also serves as an important conceptual basis for educational science: it provides good theoretical rationales in order that educators and educations need not take their decisions on untested grounds.

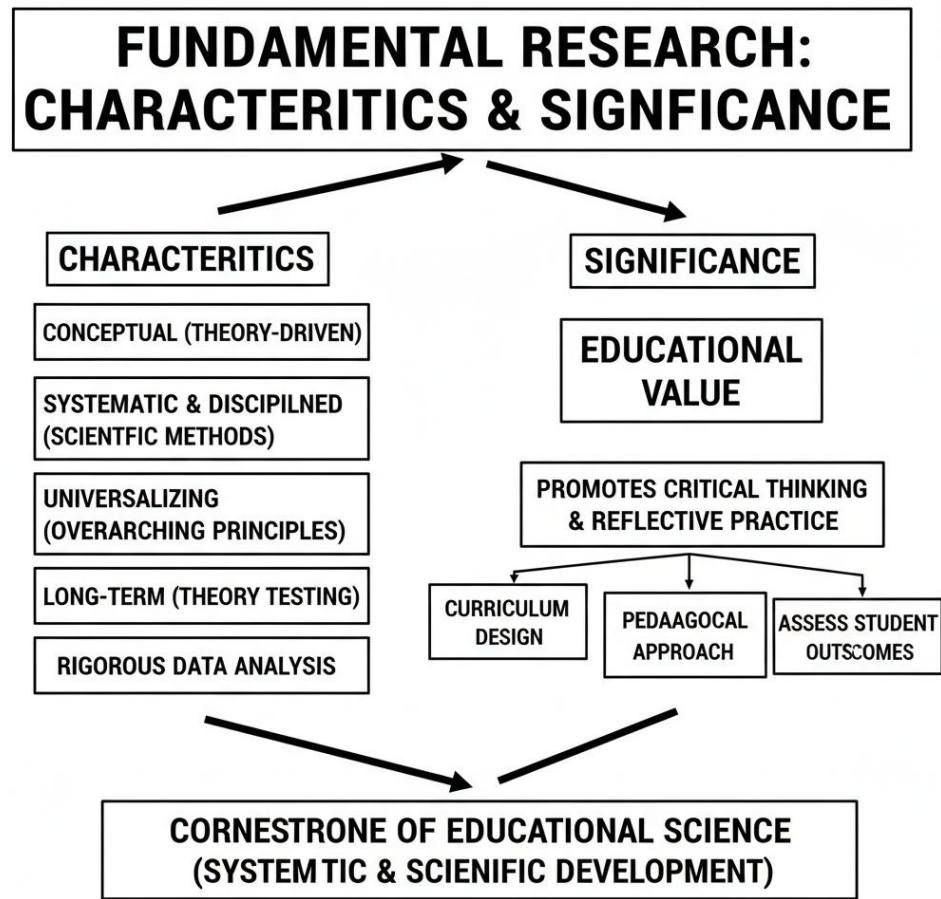
---

#### 6.4 Characteristics and Significance of Fundamental Research

---

Basic research has a number of characteristics that distinguish it from applied research. First, it is conceptual in that it is guided by theory rather than grounded in a ready application. The present study is systematic and disciplined, which based on strict scientific methods for reliability and validity. It is also universalising, seeking to formulate overarching principles or laws that can be applied universally. Basic research can be long-term, because it takes a while to work through the theories to see if they hold; analysis of the data is laborious and time consuming. Its value to education is inestimable.

Through understanding the key principles that underlie learning, teaching and human development, basic research influences our curriculum design, pedagogical approach and processes to assess student outcomes. It also promotes critical thinking and reflective practice within the teaching profession through its engagement with current theories and evidence-based frameworks of practice. In addition, basic research provides the foundation for subsequent intervention studies to be conducted from an empirically validated conceptual ground (as opposed to intuition and common lore). It is the cornerstone of educational science, and as such, ensures that development in education is at once systematic and scientific.



**Figure 1: Characteristics and Significance of Fundamental Research**

## **6.5 Applied Research: Practical Problem-Oriented Investigation**

Applied research directs its course to solve a particular, real-world problem and produce a product that has immediate practical usefulness. Whereas basic research revolves around theory, applied research attempts to use existing theories or knowledge to solve a problem. In the educational field, applied research may be used as it pertains to how people learn in the hopes of understanding their success and how they use existing knowledge and develop new knowledge. For example, an applied research project might consider the impact of a particular instructional technology on student motivation or explore ways to decrease absenteeism in schools. Such research is driven by a problem and result-oriented, with a focus on tangible results that could guide educational practice. Applied research frequently employs a mix of

quantitative and qualitative methods such as surveys, experiments, case studies and program evaluations to gather data and evaluate the success or failure of interventions. Ultimately, the goal is to narrow the theory-practice divide and ensure that educational change is research-driven and context sensitive. Applied research is all the more valuable because it provides concrete solutions which directly contribute to improving education systems and thus to better student learning and greater institutional efficiency.

---

### **6.5 Characteristics and Utility of Applied Research in Education**

---

Several defining determinants of education research in practice are evident. It is applied in nature and grounded to responses for current problems posing challenges to educators, learners, and governors. The design of the research is generally fluid responding to the place and requirements of education. Applied research must be more outcome-oriented in nature, with strong focus on impactful initiatives that can be measured and evidenced-based recommendations. It is often collaboration between researchers and commercial practice, so research findings can be effectively used. The applicability of applied educational research is three fold. It influences curriculum and pedagogy development, the determination of effective teaching practices, and policy for education.

For instance, applied research may be used to test the effectiveness of a new reading program for first-graders, or it might significantly advance our understanding of interventions designed to improve classroom-based behavior management. Applied research also contributes to teachers' professional development, giving them researched/informed practices that they can take back to practice in their classrooms. Empirically-based, and so more responsive to evidence than theoretical disciplines, second language research is practical and immediately relevant improving the general quality of educational efforts. Applied research bridges the gap between theory and practice in educational settings by making theory a practical guide.

---

## **6.6 Action Research: Practitioner-Led Classroom Inquiry**

---

Action research is a type of inquiry practiced by those in the field, such as teachers, in their professional settings with the aim of improving practice. Action research, teacher led rather than done by outsiders, takes place in school unlike the applied and fundamental research. It focuses on reflective practice by enabling teacher to systematically reflect on their teaching, classroom interactions and student learning. Action research is usually aimed at solving a particular classroom problem or educational problem. The plan-act-observe-reflect process becomes cyclical, as educators use the information to revisit their planning again and again. The results of this research also empower teachers by establishing a structured approach for experimenting and problem solving which will lead to professional growth as they gain more insight into their students. Action research is particularly useful in educational environments as it links to theory to practice and provides practical information that can be used to improve learning experiences or the effectiveness of instruction.

---

## **6.7 Characteristics and Steps of Action Research**

---

Action research is characterised by attributes which make it particularly relevant to teacher-driven enquiry. Part of its participatory nature is that teachers, children (and more rarely, parents) actively participate in the research. The research is situated, or tailored to the specific setting and questions of a roomful or buildingfull of learners. Action research is cyclic and reflective, with ongoing review and modification of interventions. It is also driven by useful outputs, better teaching and more learning. Common steps of action research are recognizing a problem or need, planning an intervention or strategy, carrying out the plan in the classroom, analyzing and gathering data on effects of the plan, and reflecting on results to drive future actions. This cycle can be repeated multiple times to hone strategies and for optimal results. And in so doing, educators not only enrich their own practice but also contribute to the larger body of educational knowledge by reporting on findings that be used for studying similar contexts and challenges elsewhere. Action research is therefore an approach that embodies both



scholarly inquiry and practical activity, positioning it as a valuable aid for professional learning and school improvement.

---

## 6.8 Comparison of Fundamental, Applied, and Action Research

---

There are fundamental distinctions between basic, applied and action research in terms of purpose, focus and methodology, although these are all important aspects of educational investigation. The basic side of research is theoretical, aimed at increasing the knowledge base and building conceptual paradigms irrespective of possible practical application. Its focus is on general principles, and enduring contributions to scientific knowledge or understanding. Applied research, on the other hand, is directed towards problems and solutions, focusing on how to solve problems in real-life contexts and determining practical ways for improving practice. It brings together theory and practice and is grounded in empirical insights for educators and policy makers. Action research is carried out by practitioners and is situated, broadening or adding to practice in a certain classroom or educational context. Unlike the first two forms, it is cyclical, interactive and iterative, promoting self-reflection for continuous improvement and professional growth. Nevertheless, the 3 types of research are closely correlated. Basic studies are the theories of action and applied activity. Applied research puts theory into practice and solves problems, while action research allows practitioners to apply and improve these solutions in real life conditions. Together, these methodologies establish a unified framework to pursue knowledge development and application for professional growth to occur in an integrated manner.

---

### Check Your Progress

---

1. What is the main purpose of basic (fundamental) research?

.....  
.....  
.....

2. How does action research differ from applied research?

.....  
.....  
.....  
.....

---

## 6.9 Summary

---

This unit discusses different types of research based on purpose: **basic, applied, and action research**. Basic research focuses on generating new knowledge and developing theories without immediate practical application. Applied research aims to solve specific, real-life educational problems using established theories and principles. Action research is practitioner-centered and conducted to improve practices within local settings such as classrooms or schools. These types of research help educators and researchers determine their goals, select appropriate methodologies, and contribute to the development and improvement of educational processes.

---

## 6.10 Exercises

---

1. Research conducted to develop theories and expand knowledge is:
  - a. Applied research
  - b. Action research
  - c. Basic research
  - d. Descriptive research
2. Research aimed at solving immediate practical problems is:
  - a. Historical research
  - b. Applied research
  - c. Narrative research
  - d. Fundamental research
3. Research conducted by teachers to improve classroom practices is:
  - a. Basic research
  - b. Action research
  - c. Survey research
  - d. Correlational research
4. The purpose of applied research is to:
  - a. Form hypotheses
  - b. Develop theories
  - c. Solve real-life problems
  - d. Explore past events

5. Which type of research has the highest practical relevance for school-level problem-solving?

- a. Basic research
- b. Action research
- c. Experimental research
- d. Fundamental research

---

### **Descriptive Questions**

---

- 1. Explain the characteristics and purpose of basic research with examples from education.
- 2. Discuss the significance of applied research in solving educational problems.
- 3. What is action research? Describe its steps and relevance in classroom practice.
- 4. Compare basic, applied, and action research based on objectives and outcomes.
- 5. Analyze how purpose-based research classification helps in selecting research design.

---

### **6.11 References & Suggested Readings**

---

- 1. Best, J. W., & Kahn, J. V. (2016). Research in Education. Pearson.
- 2. Koul, L. (2014). Methodology of Educational Research. Vikas Publishing.
- 3. Creswell, J. W. (2014). Educational Research: Planning, Conducting, and Evaluating Quantitative and Qualitative Research. Pearson.
- 4. Cohen, L., Manion, L., & Morrison, K. (2018). Research Methods in Education. Routledge.
- 5. McMillan, J. H., & Schumacher, S. (2010). Research in Education. Pearson.
- 6. Gay, L. R., Mills, G. E., & Airasian, P. (2012). Educational Research: Competencies for Analysis and Applications. Pearson.

---

## **Unit 7: Educational Research Designs**

---

### **STRUCTURE**

#### **7.1 Introduction**

#### **7.2 Learning Outcomes**

#### **7.3 Concept of Research Design**

#### **7.4 Quantitative Research Design: Characteristics and Approach**

#### **7.5 Numerical Data Collection and Statistical Analysis in Quantitative Design**

#### **7.6 Qualitative Research Design: Characteristics and Approach**

#### **7.7 Non-Numerical Data Collection and Interpretive Analysis in Qualitative Design**

#### **7.8 Mixed-Method Research Design: Integration of Quantitative and Qualitative Approaches**

#### **7.9 Advantages of Mixed-Method Design in Educational Research**

#### **7.10 Summary**

#### **7.11 Exercises**

#### **7.12 References & Suggested Readings**

---

### **7.1 Introduction**

---

Educational research designs refer to the systematic plans and structures used to collect, analyze, and interpret data in an investigation. A research design functions as a blueprint that guides the researcher in choosing methods, selecting participants, controlling variables, and ensuring valid and reliable results. In education, research designs typically include **quantitative, qualitative, and mixed-method approaches**, each serving different purposes. Quantitative designs focus on measurement and statistical analysis, while qualitative designs explore experiences, meanings, and interpretations.

Mixed-method designs integrate both to form a comprehensive understanding of educational issues. Understanding research designs helps researchers choose the most appropriate approach for answering their research questions and achieving their objectives.

---

## 7.2 Learning Outcomes

---

After studying this unit, learners will be able to:

1. Explain the meaning and purpose of educational research designs.
2. Differentiate between quantitative, qualitative, and mixed-method designs.
3. Identify major types of research designs used in educational studies.
4. Understand how research design ensures validity and reliability.
5. Select an appropriate design based on research objectives and questions.

---

## 7.3 Concept of Research Design

---

The research design is the crux of any systematic inquiry in educational research. It acts as a recipe 'to perform, report and review the study well' and provides directions to scientists for carrying out, conducting and assessing a study so that scientific objectives are met with rigor. At its base, a good design specifies how data should be collected, measured and analyzed. It provides answers to the so called existential questions of: What is there to study, how should I study and in what order? The design will also keep the study centralized, sound and cost-effective in order to decrease bias and errors. In comparative education, the term research design includes not only methodological planning, that is, philosophical and theoretical basis of a study; the sample; instruments and procedure, but also ethical standards. A good research design not only legitimizes the nature of inquiry, but it adds to the credibility and validity of results. It also offers a guideline for replicability, in which other studies can confirm the validity of, or build upon the study.

Other research questions, exploratory, descriptive, correlational or ex-post factor and experimental require other designs. Thus, the notion (concept) of research design is central to the work of educational researchers who are interested in developing the evidence base needed for reliable, useful knowledge that can help shape a profession.

---

#### **7.4 Quantitative Research Design: Characteristics and Approach**

---

Quantitative research design is a structural framework that makes use of numbers and statistical methods as tools to gain knowledge about the statistics school education. Its ultimate goal is to measure variables and find relationships, patterns or causality. A prominent feature of quantitative research is its use of structured instruments, such as surveys, tests or questionnaires to ensure that data collection procedures are the same for all respondents. This design focuses on objectivity and replicability which is makes fuss over a priori biases of the researchers because the procedures used are uniformed. Approach Quantitative research is usually deductive; it begins with a quantitative theory or hypothesis, and then tests it empirically by using measurement as well as statistical comparison. This design has many subtypes, some of which are descriptive, correlational, experimental and quasi- experimental designs. Descriptive designs do not attempt to explain the relationship between educational phenomena, they describe it; correlational designs describe relationships among variables without an assumption of cause and effect. However, do attempt to determine causal relationships by manipulating the IV and seeing what happens with the DV. A key focus of quantitative design is on sampling procedures to enable the researcher to make such generalisations based on his sample. The generalizability of research findings is often improved by means of random, stratified and cluster sampling. The quantitative methodology, in other words, leads to observable and quantifiable inputs about education practices, student outcomes, and institutional effectiveness that can inform decision making by policy makers and educators.

---

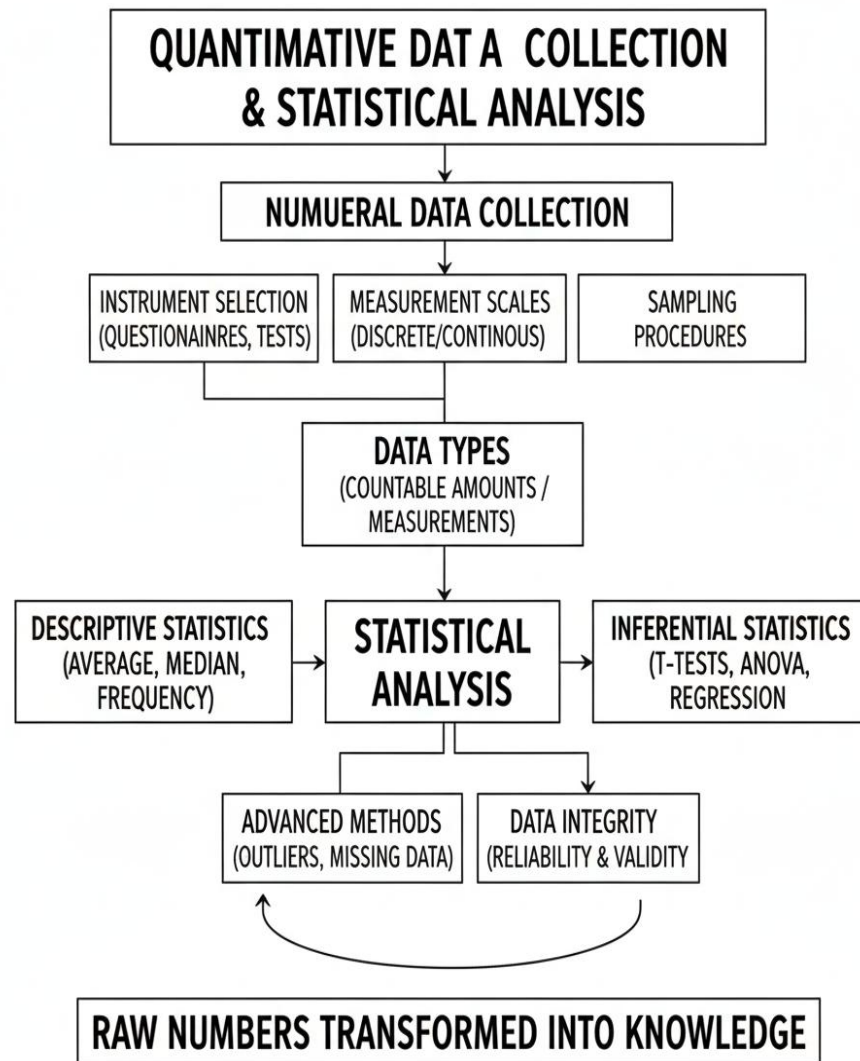
## 7.5 Numerical Data Collection and Statistical Analysis in Quantitative Design

---

Quantitative research design is based on the collection of numerical data. The first step is to carefully plan the data collection based on the selection of instruments, measurement scales and sampling procedures. Typical tools in games search are structured questionnaires, standardised achievement tests, rating scales and checklists. These devices are intended to provide information in numeric constructs that may be either discrete or continuous variables. Discrete variables are countable amounts, for example the number of students with a certain grade; continuous ones are measurements on a scale, such as test scores or attendance rates.

Statistical analysis is, therefore, very important in perception studies after data has been collected. Descriptive statistics describe data through methods such as average, median, mode, variance and frequency distribution to give a brief snapshot of the data. Inferential statistical methods including t-tests, ANOVA, correlation coefficients, regression analysis and chi-square tests enable estimates of relationships, differences or predictive factors in populations beyond the sample.

Advanced statistical methods like multivariate, factorial, and structural equation models provide opportunities for understanding complex educational issues in a sophisticated way that transcends counting of variables. Moreover, in contrast to the focus of quantitative data on reliability and validity; the instruments must measure what they are intended to measure consistently and the results produced should be able to replicated. "A challenge in maintaining databases over an extended period is to ensure data integrity, and to deal with outliers and missing data so that statistical results are meaningful. Therefore, collection of the numerical data and statistical analysis is one cyclical process where raw numbers are transformed into driving knowledge in educational research..



**Figure 2: Numerical Data Collection and Statistical Analysis in Quantitative Design**



---

## 7.6 Qualitative Research Design: Characteristics and Approach

---

Qualitative research design provides an alternative but complimentary perspective on educational phenomena that relies on non-numeric interpretable data. Its aim is to dig deep into experiences, meanings and social processes, conveying thick, contextualized understanding. Flexibility is the hallmark of qualitative work, as the researchers commonly adjust their methods and procedures while they are studying to account for the complexity of human action in educational contexts. This structure highlights subjectivity by acknowledging that the lens of the researcher can shape data gathering and analysis. Approach From an approach perspective, qualitative research is typically inductive, starting with observations and leading to a theory or pattern on the basis of available data. Frequently used qualitative designs are: ethnography, case study, phenomenology, grounded theory, and narrative research. Ethnography is an immersion in educational settings that enables getting to know cultural practices and social interaction, whereas case studies furnish descriptions of particular people, classrooms, or schools. The former provides a systematic and rigorous way to understand the essence of lived human experiences and the latter generates grounded theories or conceptual models using empirical data collected from participants' perspectives. Narrative inquiry looks at stories and individual experiences to learn about what people have learned from their education. As in qualitative studies, purposive sampling is used to select participants who will yield substantial information related to the research question. In summary, qualitative research design is well suited to address complex social and educational processes, students' and teachers views of phenomena, as well as insights not fully accounted for by quantitative assessment.

---

## 7.7 Non-Numerical Data Collection and Interpretive Analysis in Qualitative Design

---

The collection of non-numeric data is an important aspect of qualitative research, and non-numeric or text based data may be collected in the form of verbal, visual or audio information which describes participants' experiences, perceptions, attitudes and behavior. Typical data collection techniques include

interviews, focus group discussions, observations, document review, and audio-video recordings. The interviews could be structured, semi-structured or unstructured depending on the extent of probing required. observations can be either participant or non-participant, allowing the researcher to record behavior patterns and social processes of interaction in natural school settings. This is where looking at what resides on the four walls between school records, lesson plans and student work can also come in handy. Interpretation is key after the data are collected. Such methods as thematic, content, narrative and discourse analysis are employed to explore patterns, categories and relationships of data. Coding is also an important step that includes identifying data segments. Researchers conduct iterative analysis, comparing data from multiple sources while refining categories until they produce clear understandings. Credibility and dependability of findings in qualitative research are established with triangulation, member checking, audit trails, and reflexivity. Non-quantitative analysis, of course-and specifically NO qualitative analysis- is grounded not in numbers but rather in a grasp of context, detail and subjective meaning. This stance allows researchers to grasp educational phenomena in all of its richness and the social and cultural conditions underpinning it, whereby learning and teaching is conceptualised.

---

### **7.8 Mixed-Method Research Design: Integration of Quantitative and Qualitative Approaches**

---

Mixed methods offer strength of quantitative and qualitative research, with the potential combination for offering depth and breadth in studying educational phenomena. This feature of the design is important to us because we acknowledge that some research questions necessitate both a degree of mathematical measurement and a level of understanding over time for results to be meaningful. In application, mixed-methods research refers to the gathering, analysing and/or combining of quantitative and qualitative data in one project. The design may be sequential, with one method following the other, or concurrent in that both are collected together. So-called sequential designs get started from initial qualitative or quantitative work to inform the measurement (or even of theories, in-theory) or vice versa leading on to refining instruments or hypotheses. Simultaneous structures allow for

triangulation resulting in a more valid analysis of the findings (Richards et al. Mixed-methods research underplays the diversity of strategy, suggesting that we should let quantitative data do generalizable and objective work and then add depth, context, understanding qualitative data. Sampling and data analysis methods Benefit from meaningful study synthesis (or meta- synthesis). Educational researchers frequently adopt mixed methods to assess interventions, to understand student outcomes, to inquire into teacher behaviours or organisational practices and processes. By combining numerical and narrative perspectives, mixed-methods research allows researchers a fuller understanding of complicated educational worlds.

---

### **7.9 Advantages of Mixed-Method Design in Educational Research**

---

Advantages of a mixed-methods research design for educational research. First, this method enables use of the benefits of quantitative methods alongside qualitative strengths and to offset their respective weaknesses. Quantitative data bring certain accuracy, generalizability and statistical sobriety, qualitative data some contextual depth, knowledge of features of human lived experience and complex social relations. Second, the use of a mixed-methods design increases confidence in both validity and reliability through triangulation, or cross-verification as data from multiple sources converge to confirm each other. Thirdly it enables the examination of complex educational phenomena not fully explained by a single method, such as student performance data for student outcomes but also factors underlying students learning behaviours. Fourth, mixed-methods approaches are consistent with the potential for strong program evaluation in which both outcomes and processes are looked at. First, it is flexible to address research questions in either a deductive manner (testing of hypotheses) or an inductive way (theory building). Finally, drawing numbers and non-numbers together enhances interpretation to stimulate evidence-informed decision-making in curriculum design, pedagogical strategies, policy development and school improvement efforts. "depth and breadth", a mixed-methods approach provides an invaluable way of gaining insights into multiple aspects of education while grounding findings that advance learning and teaching.

---

## Check Your Progress

---

### 1. What is meant by a research design in educational research?

.....

.....

.....

### 2. Why is selection of an appropriate research design important for a study?

.....

.....

.....

---

## 7.10 Summary

---

This unit describes educational research designs as structured plans that guide the research process. Research designs determine how data will be collected, analyzed, and interpreted. Three major categories dominate educational research: **quantitative designs** (experimental, quasi-experimental, descriptive, correlational), **qualitative designs** (case study, ethnography, phenomenology, narrative inquiry), and **mixed-method designs**, which combine features of both. A sound research design enhances accuracy, ensures ethical procedures, strengthens validity and reliability, and increases the overall quality of findings.

---

## 7.11 Exercises

---

1. A research design serves as a:
  - a. Hypothesis
  - b. Blueprint of research
  - c. Statistical tool
  - d. Data-collection instrument
2. Which design focuses on numerical measurement and analysis?
  - a. Qualitative
  - b. Mixed-method
  - c. Quantitative
  - d. Narrative
3. Case study is an example of:
  - a. Experimental design
  - b. Qualitative design

- c. Survey design
  - d. Correlational design
4. A design that integrates both quantitative and qualitative approaches is called:
- a. Phenomenological
  - b. Mixed-method
  - c. Quasi-experimental
  - d. Historical
5. Which type of research design primarily explores lived experiences?
- a. Phenomenology
  - b. Descriptive survey
  - c. Experimental
  - d. Correlational

---

### **Descriptive Questions**

---

1. Define research design and discuss its importance in educational research.
2. Explain the characteristics of quantitative research designs with examples.
3. Describe key qualitative research designs used in educational research.
4. Discuss the purpose and structure of mixed-method designs.
5. Compare quantitative and qualitative research designs on the basis of purpose, data, and methodology.

---

### **7.12 References & Suggested Readings**

---

1. Creswell, J. W. (2014). *Educational Research: Planning, Conducting, and Evaluating Quantitative and Qualitative Research*. Pearson.
2. Cohen, L., Manion, L., & Morrison, K. (2018). *Research Methods in Education*. Routledge.
3. Koul, L. (2014). *Methodology of Educational Research*. Vikas Publishing.
4. Best, J. W., & Kahn, J. V. (2016). *Research in Education*. Pearson.
5. McMillan, J. H., & Schumacher, S. (2010). *Research in Education*. Pearson.

---

## Unit 8: Major Research Approaches - Part I

---

### STRUCTURE

#### 8.1 Introduction

#### 8.2 Learning Outcomes

#### 8.3 Descriptive Research Approach: Characteristics and Methods

#### 7.10 Summary

#### 8.4 Survey and Observational Techniques in Descriptive Research

#### 8.5 Experimental Research Approach: Characteristics and Design

#### 8.6 Control, Manipulation, and Randomization in Experiments

#### 8.7 Historical Research Approach: Examining Past Events

#### 8.8 Summary

#### 8.9 Exercises

#### 8.10 References & Suggested Readings

---

### 8.1 Introduction

---

Major research approaches in education provide systematic pathways for investigating educational problems, generating evidence, and building theory. These approaches reflect different philosophical assumptions about reality, knowledge, and methods of inquiry. In educational research, the three most widely used approaches are **Quantitative**, **Qualitative**, and **Mixed-Method** approaches.

Each approach serves a unique purpose:

- **Quantitative research** focuses on numerical measurement, statistical analysis, and hypothesis testing.
- **Qualitative research** explores human experiences, meanings, perceptions, and social contexts.

- **Mixed-method research** integrates both quantitative and qualitative approaches to produce a deeper and more comprehensive understanding.

---

## 8.2 Learning Outcomes

---

After completing this unit, learners will be able to:

1. Describe the concept and nature of major research approaches.
2. Distinguish between quantitative, qualitative, and mixed-method approaches.
3. Identify contexts where each research approach is most appropriate.
4. Explain the philosophical assumptions underlying each approach.
5. Apply foundational principles of these approaches in educational research planning

---

## 8.3 Descriptive Research Approach: Characteristics and Methods

---

Descriptive research is the basic approach in social and educational sciences striving to create an accurate accounting of observed phenomena. Descriptive research is different from experimental research in that while experimental analysis seeks to explain a causal relationship, descriptive study seeks to simply describe the phenomenon itself i.e. “what exists” rather than the “why it exists”. Its main feature is the methodical recording and reporting of information--information, that is, which should be comprehensive, standardized and relevant. This strategy is very useful for the researcher who is attempting to determine patterns, trends, or regularities in behaviors or attitudes of individuals (and social phenomena) without need for manipulating variables. One of the important characteristic of descriptive research is that it involves the use of both quantitative and qualitative methods, making it possible to have an in-depth understanding on the phenomenon being studied. Quantitative approaches could be: with structured questionnaires, rating scales or check lists that yield numerical data for statistical analyses; the qualitative ones in comparison use interviews, open-answered surveys, case studies and document analysis which give narrative/ richness. Objectivity and reliability are also central to descriptive research. The data that researchers

collect from people have to be sourced, (honestly) representative of the reality under study and observations must converge. Descriptive research is also more versatile: in that the researcher is "trying to look deeply into a single issue" [Mark Saunders, Philip Lewis and Adrian Thornhill]; describing the entire range of a phenomenon rather than just focusing on specific aspects or testing hypotheses. Common methods include cross-sectional studies, comparing a phenomenon at different points in time, and longitudinal studies, hoping to catch phenomena and developments over time. Descriptive research in education, for example, could serve to inform policy and practice by documenting types of student learning activities, teacher instructional techniques, classroom or school climates, or institutional policies available to policymakers and practitioners.

Snapshot research provides the base from which more complicated studies are constructed. It is used to define conditions for current conditions and provide patterns which will serve as the basis for explanatory or experimental researches. While its methods are not as good for determining causality, it is useful both in hypothesis generation and coverage of an area. For example, when exploring student motivation, descriptive research results might expose certain overall tendencies of engagement for grades, genders or school social class that will then inform experimental studies that target these populations. A further important feature of descriptive research is its emphasis on operational definitions. Transparent definitions of variables and clear measurement criteria make the study replicable, with results assuming relevance in a wider academic setting. Descriptive studies typically also use stratified sampling to make sure that different subpopulations in a sample are proportionately represented, increasing the validity of enhancement. Although some might dismiss descriptive research as the straightforward reporting of the facts, such work requires careful design, methodological integrity and analytical savvy to yield informative, useful results. Overall, descriptive research is a flexible and structured method that provides an in-depth picture of situations, identifies trends and serves as the foundation for future investigation.



---

#### **8.4 Survey and Observational Techniques in Descriptive Research**

---

The basic methods of descriptive studies are survey and observational procedures, and each procedure has its own advantages in obtaining information about phenomena that occur naturally. Surveys are a method of gathering data from a large number of individuals through standardized instruments (questionnaire, interview, or Web form). It is especially useful for obtaining information on attitudes, opinions, behaviors, and demographic information. Planned questionnaires also enable the scientist to assign values to responses thus permitting one to carry out a statistical analysis and critical interpretation. Interviews, for their part, offer depth and shade that allow respondents to express their experiences or views in their own terms. One of the main strengths of surveys is their size flexibility, they can be used to research very small, targeted populations as well as much larger and/or more representative samples. Careful attention must be paid to clarity of questions, their placement and the mode of response for survey instruments in order to minimize bias and error. It is common practice to use surveys in educational research to explore students' learning preferences, teacher behavior or parental view of school and class climate. For example, a national survey of student engagement could show which kinds of teaching lead to higher and more equitable learning among different demographic groups.

Observational methods are assisting in the improvement of surveys by providing researchers a way to directly capture behavior live and in situ, either in natural or controlled situations. Methods of observation may either be participant, in which the researcher engages actively with the subjects, or non-participant in which the observer is purely an observer and does not take part in any part of the research process. Systematic observation especially involves systematic recording of specific actions or occurrences according to predefined codes and categories, so as to promote reliability and consistency. Observational studies are extremely useful when self-reports may not always be accurate, as in the monitoring of classroom interactions or peer relations. For instance, student behavior during group work can identify cooperation, leadership, or conflict but might not be recorded in a survey. Modern technologies, such as videotapes, eye-movement-tracking instruments and

behavioral coding software also improve the accuracy and objectivity of Observer research. Survey and observational approaches are similarly dedicated to objectivity, reliability and ethical responsibilities such as informed consent and confidentiality. Of course, these methods can also be combined to obtain a full descriptive picture. Surveys can record perceptions and self-reported behaviors, and observations can both confirm and explain those reports through evidence of live behavior. Descriptive research, thus achieved breadth and depth by combining these approaches and trying to establish the “rich” account of social educational issues.

---

### **8.5 Experimental Research Approach: Characteristics and Design**

---

Experimentation is a far more specific and intentional process of scientific inquiry, seeking to demonstrate cause and effect between phenomena. Its distinguishing feature is the controlled exposure to an intervention level of one or more independent variables and measurement of their impact on dependent variables, including controlling for other extraneous factors. Unlike descriptive research, which aims at describing a phenomenon as it is, experimental research attempts to answer questions of “why” and “how” (and not just what) an outcome is achieved by providing empirical evidence for making inferences about cause-effect relationship. One of the key characteristics of experimental research is control, which limits the effects of confounding variables that can distort results. This control may be implemented by well-designed protocols, standardised measures and the application of control groups. A second characteristic is replicability; the experiments are configured such that independent researchers may repeat the experiment under similar, if not identical, conditions in an attempt to verify the results. There are a number of important elements in the design of experimental studies. The choice and definition of variables have to be clear, with unambiguous operational definitions, in order to obtain valid measurements. Second, experimenters decide upon the experimental groups (and usually control group) to make comparisons. Third, randomisation is an important method of grouping individuals and a means to minimize selection effects (selection bias) and thus enhance the internal validity of the data.

The experimental designs differ with the complexity and the objectives of the study. Random assignment and tight control are hallmarks of true experimental design, the level with the strongest degree of causal inference. Quasi-experimental designs (which do not involve randomization) can be particularly relevant within educational and organizational settings where tight regulation is often impossible in classrooms or organizations. Factorial designs are valuable because they enable researchers to study the effects of several independent variables on an outcome at once, thus giving a more complete picture of interaction effects.

Experimental methodologies in educational research can be used to measure the impact of teaching methods, learning resources or changes to curricula. For example, one might run an experiment to see if a new digital learning tool increases student understanding relative to traditional instruction, with attention paid to prerequisites and classroom context. Experimental work also depends on careful measurement devices, statistical approaches and interpretation which can guarantee that the effects observed are really due solely to the modified factors. However, despite its merits, there are limitations to experimental work such as ethical restraints in laboratory research, which is often nonhuman psychologically admissible; artificial environments; and difficulties in generalising findings. However, it is still a strong method for causality evidence-based practice.

---

## **8.6 Control, Manipulation, and Randomization in Experiments**

---

Control, manipulation, and randomization form the trinity of experimental research that act to make cause-and-effect inferences legitimate and trustworthy. Control consists in holding constant experimental conditions so that irrelevant variables do not bias the results. This could involve normalizing the context, instructions, stimuli and test conditions. In an educational experiment such as the investigation of a new teaching method controlling for factors like class size, teacher experience and instructional time provides confidence that any differences in student performance can be attributed to the program rather than some other factor. Control may also include controlled experiments, where control variables are also manipulated in

addition to the experimental variable as a result of the investment of causal power in one group by its complement. Manipulation is the purposeful change of an independent variable in order to see what effect it has on the dependent variable. This is the heart of experimental research, and it differentiates it from observational/descriptive studies. For example, when testing a new reading program, researchers might assign certain teaching practices to one group of students while another continues with business as usual, so that any difference in reading between the groups can be truly attributed to the alternative method of instruction.

Randomization is a very important method used to remove selection bias and increase the internal validity of an experiment. With a random assignment of subjects to experimental and control groups, researchers can be sure that the groups are equal at the beginning; therefore, no differences between them (existing before) should account for any observed differences afterward. The randomization can take place at the individual, classroom, or institution level depending on how the study is constructed. Taken together, control, manipulation and randomization constitute a framework of experimentation that enables us to tease apart causal connections between variables with low bias, allowing hypotheses to be tightly tested. In their absence, experiments run the risk of confounding inferences, invalid results and poor response. Together, they constitute the methodological core that renders experimental work a gold standard for understanding cause-and-effect relations in education, psychology and social science.

---

### **8.7 Historical Research Approach: Examining Past Events**

---

Historical research is a methodical approach to the study of history, and it must be taken in its various phases, first the source, then criticism, or chemical analysis. While descriptive (or experimental) research studies contemporary events or manipulated environments so as to find relationships between or among phenomena, history uses archival sources records, documents, objects and personal recollections in order to form an interpretation of present or past historical episodes. Its distinctive feature is the use of primary and secondary sources that attest to events and outlooks at

the time in question. Letters, diaries, official reports, photographs and newspapers are primary sources of information that provide firsthand accounts of events that occurred in the past; secondary sources such as scholarly interpretations and historical analyses offer interpretation and synthesis. The study of the past values the students' active evaluation of historical sources judging their authenticity, trustworthiness and usefulness. Even as all historians acknowledge this limitation, history is constructed by triangulating across multiple sources to form the most coherent and accurate narrative of the past. The practice of history is made up largely of analyzing evidence, and the sources you use in research serve as pieces of that evidence. The objective is not just to relate events but to explain why things happened, how they were shaped by social or political milieu, and what lessons they offer for the present day. Historical methods can enlighten education research about the development of educational institutions, policies, pedagogies and practices. For instance, a historical studies scholar might focus on the growth of public schooling in one area and look at reforms, curricular shifts or social movements that influenced the creation of today's educational system.

Because historical research depends on meticulous precision in methodology-source criticism, independent corroboration, contextual interpretation. It frequently interweaves qualitative information with quantitative data (from which it does not shy away), such as numbers of adherents and narratives, in order to give a multi-dimensional view of what has occurred. It cannot establish cause-and-effect relationships with the certainty of experimental research, but historical analysis informs theory development, policy formation, and a fuller understanding of social and educational phenomena. Through longitudinal analysis, historical research links past experiences to contemporary problems and future prospects with great relevance to educators, policymakers and social scientists.

---

### Check Your Progress

---

1. What are the three major research approaches commonly used in educational research?

.....  
.....  
.....  
.....  
2. Why is it important to understand different research approaches before  
designing a study?

.....  
.....  
.....  
.....  
.....

---

### 8.8 Summary

This unit introduces the three major approaches to educational research: quantitative, qualitative, and mixed-method. Quantitative research is grounded in positivist philosophy and relies on structured tools, numerical data, and statistical procedures. Qualitative research follows constructivist paradigms, using open-ended inquiry, observation, and narrative data to explore meanings and experiences. Mixed-method research combines both approaches to enrich understanding and validate findings. A clear understanding of these approaches helps researchers align their questions, methods, and analytical strategies with their study objectives, ensuring validity and rigor.

---

### 8.9 Exercises

1. Which research approach relies heavily on statistical analysis?

- a. Qualitative
- b. Quantitative
- c. Narrative
- d. Ethnographic

2. Qualitative research is based on which philosophical orientation?

- a. Positivism
- b. Constructivism

- c. Post-positivism
  - d. Realism
3. Mixed-method research:
- a. Uses only numerical data
  - b. Uses only narrative data
  - c. Integrates both quantitative and qualitative data
  - d. Avoids triangulation
4. An approach used to explore meanings and lived experiences is:
- a. Quantitative
  - b. Qualitative
  - c. Experimental
  - d. Statistical
5. When a researcher wants both depth and generalizability, the best approach is
- a. Qualitative
  - b. Quantitative
  - c. Mixed-method
  - d. Case study

---

### **Descriptive Questions**

---

1. Explain the nature and purpose of quantitative research in education.
2. Discuss the central characteristics of qualitative research with examples.
3. Define mixed-method research and describe its advantages in educational studies.
4. Compare and contrast qualitative and quantitative research approaches.
5. Why is it essential for an educational researcher to understand major research approaches?

---

### **8.10 References & Suggested Readings**

---

1. Creswell, J. W. & Creswell, J. D. (2018). *Research Design: Qualitative, Quantitative, and Mixed Methods Approaches*. Sage Publications.
2. Cohen, L., Manion, L., & Morrison, K. (2018). *Research Methods in Education*. Routledge.
3. Kothari, C. R. (2014). *Research Methodology: Methods and Techniques*. New Age International.
4. Best, J. W. & Kahn, J. V. (2016). *Research in Education*. Pearson.
5. Denzin, N. K. & Lincoln, Y. S. (2017). *The Sage Handbook of Qualitative Research*. Sage.



---

## **Unit 9: Major Research Approaches - Part II**

---

### **STRUCTURE**

#### **8.1 Introduction**

#### **8.2 Learning Outcomes**

#### **9.3 Grounded Theory Approach: Systematic Generation of Theory from Data**

#### **9.4 Coding and Theory Development in Grounded Theory**

#### **9.5 Narrative Research Approach: Studying Stories and Lived Experiences**

#### **9.6 Data Collection and Analysis in Narrative Research**

#### **9.7 Case Study Research Approach: In-Depth Investigation of Bounded Cases**

#### **9.8 Single and Multiple Case Study Designs**

#### **9.10 Summary**

#### **9.11 Exercises**

#### **9.12 References & Suggested Readings**

---

### **9.1 Introduction**

Major Research Approaches – Part II focuses on advanced and specialized research orientations that extend beyond conventional quantitative, qualitative, and mixed-method approaches. This unit examines action research, philosophical research, historical research, ethnographic research, and case study approaches, which are widely applied in educational contexts.

These approaches help researchers investigate problems related to teaching practices, school environments, curriculum development, institutional history, cultural settings, and individual learners. Each approach is grounded in its own philosophical assumptions and methodological traditions. Understanding these approaches enables researchers to select strategies best suited to their research purpose, context, and type of data required

---

### **8.2 Learning Outcomes**

---

After completing this unit, learners will be able to:

1. Explain the nature and purpose of advanced research approaches in education.
2. Describe action research, philosophical research, historical research, ethnographic research, and case study approaches.
3. Differentiate among these approaches based on purpose, data sources, and procedures.
4. Identify educational situations where each approach is most appropriate.
5. Apply the principles of these approaches to design suitable research frameworks.

---

### **9.3 Grounded Theory Approach: Systematic Generation of Theory from Data**

---

Grounded theory is a qualitative research method created by Glaser and Strauss in 1960s. In contrast to research models based on hypothesis or theory testing, grounded theory is characterized by an inductive process of developing a potentially applicable framework the emergent theory, generated from empirical data. This method is especially recommended when existing theory may be limited and the researcher desires to better comprehend complex social processes and structure. The underpinning tenet of grounded theory is that from the data comes the theory not the other way round. Data is gathered using a variety of qualitative methods, such as interviews, observation or document analysis and where patterns, themes and/or relationships emerge naturally. This approach involves a circle of collecting data, coding and constantly comparing that allows new data to compare to the emerging categories. Grounded theory is a method which allows researchers to construct substantive theories that are firmly rooted in the lived experiences of the participants and thus can be used to explicate social phenomena on an empirically founded, applied level. The method is especially cherished in disciplines such as education, sociology, psychology and organizational studies where human behavior and social processes are multilayered, context-bound and changing.

Critically, grounded theory also highlights the concept of theoretical sensitivity (the researcher's ability to identify relevant data as well as subtle nuances in patterns and behaviours). The iterative process of grounded theory means that the new theory can be adapted, developed further and refined as more data become available to consider. Its flexibility enables grounded theory to be a useful approach for the investigating hitherto unexplored terrains as this permits identification of new or emerging concepts and relationships that do not necessarily fit into pre-conceived theoretical models. Further, grounded theory provides for rigor in the research process by taking on a number of structured activities such as memoing, theoretical sampling and saturation which ultimately support the trustworthiness of the results. In sum, grounded theory mediates the researcher's dialectic between data gathering and theory building by providing a structured yet flexible lens through which to view social reality on its own terms.

---

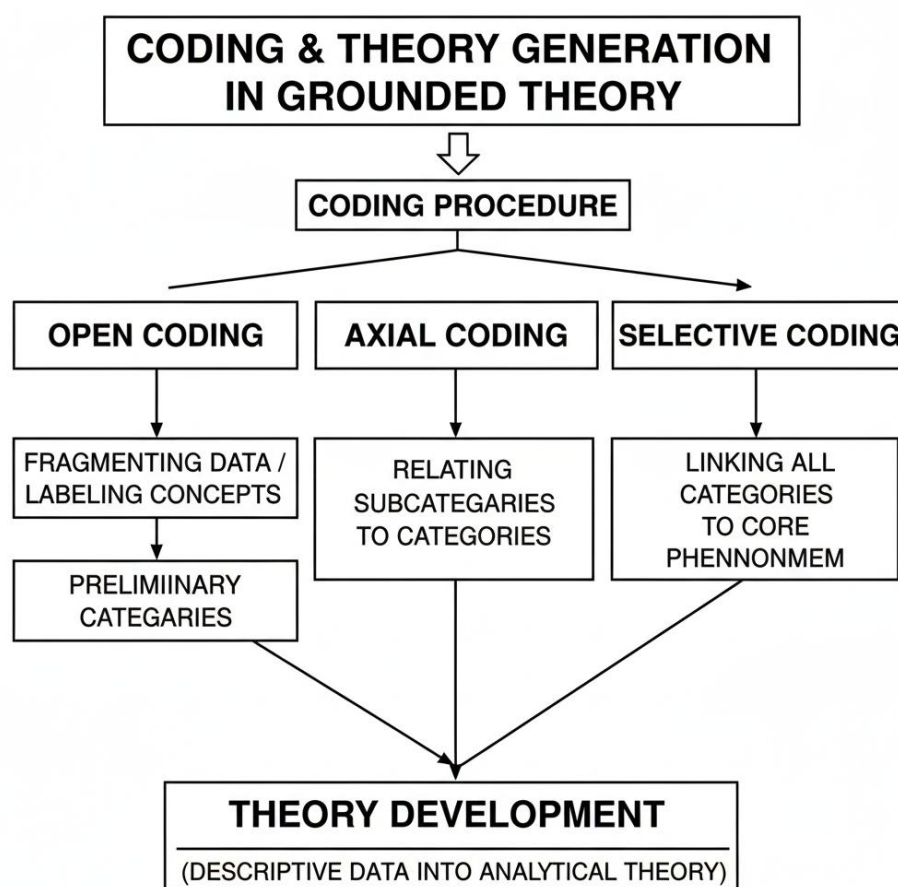
#### **9.4 Coding and Theory Development in Grounded Theory**

---

Coding is a core component of grounded theory and constitutes the means by which raw qualitative data are shaped into analytically cogent theoretical concepts. The cycle commences with open coding in which the data is fragmented and key concepts are labelled, ultimately leading to preliminary categories. Open coding is meticulous work, each piece of the data is read and reflected on to search for its meaning. After open coding, researchers proceed to axial coding, a step in which researchers establish relationships between subcategories and categories in order to interrelate them in coherent wholenesses. It is axiliary coding that provides understanding of the circumstances, context, interplay and outcomes related to each category. In the last phase, selective coding all categories are linked around central phenomenon and categorizes one issue as core category for describing phenomena of study. This sort of coding technique helps to convert descriptive data into an analytical one; and that is the way grounded theory contribute something new in terms of development of theory.

Grounded theory generation is also made by iteration through constant comparison. As additional new data informants are brought into the site, they

too are coded and constantly compared with the existing categories and codes so that there is a constant testing of the emergent theoretical framework with fresh data. The analysts also write memos: record early reflections, interpretations and ideas, both about the data and about theory in the making. Memos are interstitial between coding and theory building, helping you to capture ongoing thoughts and cross-linkages. Theoretical sampling is a key characteristic of grounded theory, where the researcher theoretically samples subsequent data in order to fill gaps, test categories or variations within categories. This allows the theory to be rooted in a wide variety of experiences, and to also capture some of the complexity associated with real-world processes. Through carefully coding and analyzing data, grounded theory researchers generate theories that are not just empirically validated, but practically useful, serving as strong typologies to make sense out of social and human process.



**Figure 2.3: Coding and Theory Development in Grounded Theory**

---

## 9.5 Narrative Research Approach: Studying Stories and Lived Experiences

---

The term narrative research refers to a qualitative approach that investigates the stories people tell about their lives and experiences. It is based on the premise that human experiences are best comprehended as narrative, because people innately try to make sense of their lives in stories. Qualitative research is able to provide depth and insight into lived experiences which allow for the exploration of how people construct meaning, identity and social reality through personal and group narratives. The potential of this methodology is of great value in many fields, such as education, psychology, social work and healthcare where understanding personal experiences can inform practice and policy and interventions. Narratives come in many shapes and sizes—autobiographies, oral histories, diaries, letters, interviews—and researchers have a wealth of methods available to them for analyzing human experiences.

One feature of narrative research is its focus with respect to the temporal and contextual qualities associated with storytelling. Researchers analyze not only what happened, but also how experiences play out over time and in specific social, cultural and institutional contexts. This provides a comprehensive view of phenomena and shows how the individual agency and structural relations interact.

The narrative inquiry method also stresses co-construction of knowledge between researcher and participants; that storytelling is bound to the interaction in a social setting, while it is pretentious by interpretation and meaning-making. Through reading narrative, patterns as well as contradictions in human behaviour can be revealed, leading to subtle understandings and interpretations that are more than mere description. Here, then, is a way in which narrative research mediates between subjective experience and social understanding to supply us with the sort of thick information which can inform theory and practice.

---

## 9.6 Data Collection and Analysis in Narrative Research

---

Data in narrative inquiry are usually collected through deep, interpretive interviews, personal documents and artefacts such as journal writing, diaries or letters that record stories of unique lives. The process is often open and user-led, whereby people can narrate their experiences in their own terms and time. Many interview studies use an unstructured or semi-structured format to capitalize on open-ended storytelling, promoting how participants elaborate on events, feelings and construals.

Observations and field notes can also be used in conjunction with primary data to add context to participants' lives and settings. Ethical concerns are also of utmost importance, including issues of confidentiality, informed consent and sensitive management of personal and potentially distressing stories.

Analysis of narrative research focuses on themes, patterns, and structures in stories. Depending on the aims of the study, researchers can use methods from narrative analysis such as thematic analysis, structurationist analyses and dialogic/performance analysis.

Thematic analysis serves to identify patterns, thematics of experiences and meanings across the various narratives. Structural study investigates the way stories are constructed and ordered, to see how events and experiences are patterned and perceived. Dialogic/performance analysis focuses on the relationship between narrator and audience, how narratives are constructed, performed, and received. Through the analysis process, researchers engage in reflexivity of their part in shaping how stories are interpreted. Storylines when examined through a research lens can shed light on participants' lived experiences where collective and individual aspects of social life are revealed through narrative.

---

### **9.7 Case Study Research Approach: In-Depth Investigation of Bounded Cases**

---

Case study is a qualitative research method that includes in-depth examination of a bound system such as an individual, group, organization, event or community. The goal of case study research is completeness and fullness of a phenomenon within context freedom. While other research paradigms, such as quantitative methods, favor generalization, case studies focus on depth, context and complexity to garner rich and detailed information of the case examined.

Case study research has numerous applications in education, social sciences, business and health research where the complex inter-relatedness of real-world contexts is central to understanding behaviour, processes and outcomes. It enables researchers to analyze all kinds of evidence types such as interview, observation, document-based, artifact, and audiovisual evidence which may deliver a multi-perspective case. One of the key aspects of case study research is how it draws attention to the boundedness of the "case".

The scope as well as the boundaries and context of the case are particularly clearly described to make certain that the case may be managed and reasonable. Depending on the research questions, case studies may be used with explorative, explanatory or descriptive aims. Exploratory case studies are conducted on rare, unusual or novel phenomena; explanatory case studies analyze contextual conditions and causal mechanisms, and descriptive case studies provide detailed accounts of the issue.

The value of case-based research, then, rests in this method's ability to integrate divergent methods and sources of data thereby promoting triangulation which enhances the credibility and validity of results. On the basis of intensive analysis, case study research can generate in-depth understanding of intricate social or organisational phenomena, contributing to theory development or policy formulation and intervention strategies.

---

## 9.8 Single and Multiple Case Study Designs

---

Single-case and multiple-case designs are two forms of conducting case study research, each with its own strengths and methodological issues. **SINGLE-CASE STUDY** The intensive study of a single instance which yields detailed knowledge about context and phenomenon. Case studies are especially valuable when the case is non-representative of other cases, particularly when the case is unique, important (i.e. critical), or illustrative of a theme or concept that represents an issue among society.

They enable deep examination of processes, experience and context that typically result in detailed in-sights being generated which can be theory-generative or practical interventions. Yet the results of single-case studies are generally not meant for extensive generalisation, and researchers would have to take into account the restrictions appertaining to transferability. By contrast, multiple-case studies focus on the rigorous analysis of two or more cases enabling cross-case comparisons and pattern recognition. It helps ensure strong and valid conclusions by providing replication logic, where if similar results are found across cases credibility of the results is enhanced. A second method that can also contribute to the analysis of these text-based materials is multiple-case study, which allows researchers to identify common themes as well as differences. This approach is especially useful in comparative research, policy analysis and program evaluation as it demands an understanding of the similarities and differences between cases. Both the single-case design and multiple-case design involve extensive data collection, triangulation, and in-depth analysis so that the reality of phenomena is more fully realised.



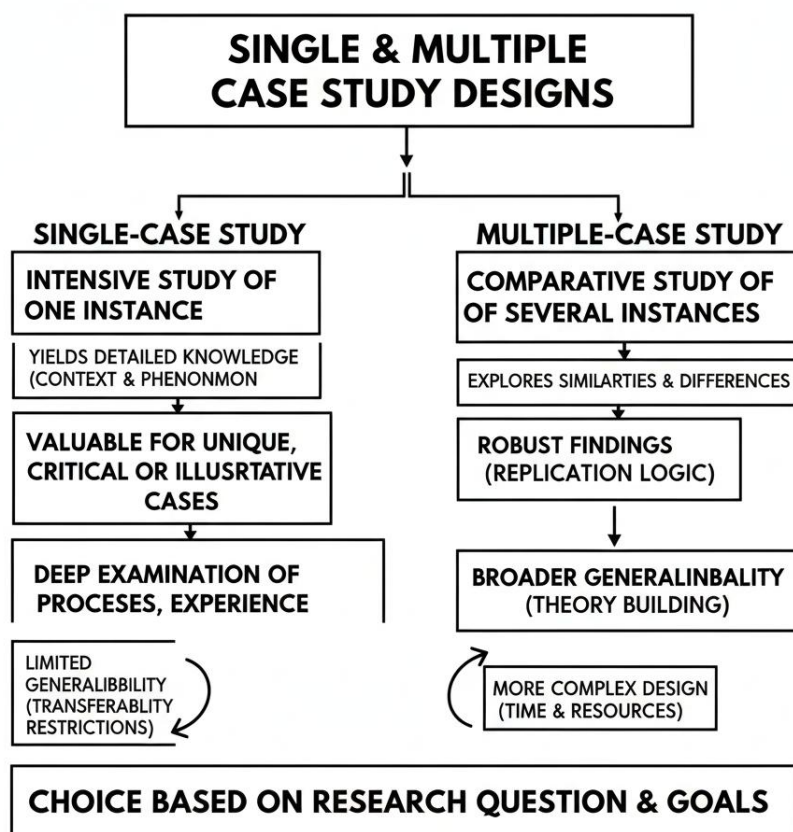


Figure 4: Single and Multiple Case Study Designs

### Check Your Progress

1. What is the main purpose of action research in educational settings?

.....

.....

.....

2. How is historical research different from ethnographic research?

.....

.....

.....

### 9.10 Summary

This unit explores a range of advanced research approaches frequently used in educational inquiry. Action research aims at improving classroom practice

through systematic reflection and intervention. Philosophical research analyses educational concepts, values, and assumptions through logical reasoning. Historical research examines past events, documents, and institutional records to understand the evolution of educational systems and practices. Ethnographic research focuses on cultural settings, behaviors, and interactions within educational communities. Case study research provides an in-depth and holistic investigation of a single unit such as a school, classroom, programme, or individual learner. Together, these approaches expand the methodological diversity of educational research and provide multiple pathways for understanding educational phenomena.

---

### **9.11 Exercises**

---

1. Action research is mainly conducted by:
  - a. External evaluators
  - b. Classroom teachers
  - c. Policy makers
  - d. Textbook writers
2. The study of past events using documents and archival materials is called:
  - a. Case study
  - b. Ethnography
  - c. Historical research
  - d. Narrative inquiry
3. Ethnographic research primarily focuses on:
  - a. Cultural settings and social interactions
  - b. Numerical analysis
  - c. Hypothesis testing
  - d. Document surveys
4. A detailed investigation of a single unit (person, group, or institution) refers to:
  - a. Experimental research
  - b. Case study
  - c. Survey research
  - d. Action research

5. Philosophical research mainly uses:
- a. Logical reasoning and conceptual analysis
  - b. Statistical computation
  - c. Interview coding
  - d. Experimental manipulation

---

### **Descriptive Questions**

---

1. Define action research and discuss its steps and significance in educational practice.
2. Explain the main features of philosophical research with examples from education.
3. Describe the process and sources used in historical research.
4. Discuss ethnographic research and its relevance to understanding school culture.
5. What is a case study? Explain its types and advantages in educational settings.

---

### **9.12 References & Suggested Readings**

---

1. Cohen, L., Manion, L., & Morrison, K. (2018). *Research Methods in Education*. Routledge.
2. Creswell, J. W. (2014). *Educational Research: Planning, Conducting, and Evaluating Quantitative and Qualitative Research*. Pearson.
3. Koul, L. (2014). *Methodology of Educational Research*. Vikas Publishing.
4. Best, J. W. & Kahn, J. V. (2016). *Research in Education*. Pearson.
5. McMillan, J. H., & Schumacher, S. (2010). *Research in Education*. Pearson.

---

## **BLOCK 3**

### **FORMULATION OF RESEARCH PROBLEM**

#### **Unit 10: Sources of Knowledge**

---

##### **STRUCTURE**

##### **10.1 Introduction**

##### **10.2 Learning Outcomes**

##### **10.3 Authority: Knowledge from Experts and Credible Sources**

##### **10.4 Limitations of Authority as a Source of Knowledge**

##### **10.5 Tradition and Cultural Belief: Inherited Knowledge Systems**

##### **10.6 Role of Tradition in Shaping Understanding**

##### **10.7 Personal Experience: Empirical and Experiential Knowledge**

##### **10.8 Reasoning: Deductive and Inductive Logic**

##### **10.9 Comparison of Different Sources of Knowledge**

##### **10.10 Scientific Research as a Reliable Source of Knowledge**

##### **10.11 Summary**

##### **10.12 Exercises**

##### **10.13 References & Suggested Readings**

---

##### **10.1 Introduction**

Knowledge is the foundation of all academic inquiry and scientific research. Human understanding has evolved through different sources such as intuition, authority, tradition, experience, reasoning and scientific method. Each source contributes uniquely to the development of ideas, theories and problem-solving approaches. In research, it becomes essential to examine how knowledge is acquired, verified and validated before formulating a research problem. Reliable sources of knowledge help researchers identify gaps in existing literature, develop logical arguments and frame meaningful questions. Understanding these sources also enables researchers to differentiate between subjective beliefs and objective evidence. This unit provides an overview of various sources of knowledge, their

characteristics, strengths and limitations, and their importance in the formulation of research problems.

---

## 10.2 Learning Outcomes

---

After completing this unit, the learner will be able to:

1. Identify and explain various traditional and modern sources of knowledge.
2. Differentiate between empirical, rational and authoritative sources of knowledge.
3. Evaluate the reliability and validity of different knowledge sources.
4. Apply appropriate sources of knowledge in formulating a research problem.
5. Develop a critical approach towards accepting or rejecting knowledge claims

---

## 10.3 Authority: Knowledge from Experts and Credible Sources

---

Methodology of Educational Research & Educational Statistics always been considered the primary epistemological authority lization. To be considered true or false, knowledge claims can be ority documentation that stems from the valour, credibility, and reliability of individual or institution possessing mastery in a certain field. Scholars, professionals and experts gain knowledge over years of research, practice, and experience that allows them to offer advice that is not easily accessible otherwise. For instance, advice from doctors or health experts is viewed as authoritative since these have been well trained to know very special aspects of highly complicated biology of human. Likewise, in educational settings books written by acknowledged experts are considered dependable sources because of the scholarly rigour of their writing. Authority isn't just about formal certificates, however; it also applies to institutions like universities or research bodies and indeed government agencies that have structural credibility and set the norms for what counts as knowledge. Relying on authority makes the business of learning and thinking much easier – trust a

verified source, rather than tumbling down a deep rabbit hole of investigation. In the daily business of life, authority is a key to knowledge: if you can't see primary sources easily enough or cannot yourself develop the necessary expertise to understand that which is far above our heads, then one hopes an authoritative voice on high brings it down.

But it's important to remember that authority is situationally specific. Someone who "knows a lot" in one field may know very little in another. It is paramount, hence, that the authority figure's credibility, experience and alignment with the subject at hand are considered. Moreover, society routinely institutionalises authority in the form of professional licensing (and deregistration), peer review and accreditation to guarantee the reliability of knowledge passed on. For example, educational institutions often teach students to honor authoritative sources in their studies, much preferring that they engage with scholarly articles and textbooks than unverified online material. Authority serves as a bridge over the wide sea of potential knowledge between this seeker and what they are looking for, which may have numerous hosts even across complex domains. It is thus efficient and somewhat reliable when it comes to such navigation..

---

#### **10.4 Limitations of Authority as a Source of Knowledge**

---

Authority can be a handy place from which to learn, but it is not without flaws. To have blind faith in a source of authority the result could be misinformation, containing progression or acting as if one can not think for themselves. Yet, scientists are not infallible; they can have preconceptions, be blinded by prejudices due to organizations or for personal reasons, and not necessarily support the latest developments in fast-changing sciences. There are countless examples from history where definitive authorities were demonstrably wrong, for example out-dated medical theories in the past that applied horrific treatments to patients who would have been quicker to recover with no treatment at all. In such situations, a belief in authority if not suspecting it or verifying its claims would potentially have led to catastrophic outcomes. Furthermore, social norms and institutions can hierarchize some authorities vs. others, obscuring emergent or dissident voices which may

prevent new ideas from gaining in popularity. Authority dependence can foster intellectual laziness and the sense that all thinking has been done, just take on faith whatever authorities say. Alternatively, academia may excessively gravitate towards this reliance on authoritative sources at the detriment of newer methods or up-to-date evidence, which the following discussion seeks to challenge. Additionally, authority in some instances may be unavailable or exclusive with equitable knowledge spread difficult to achieve and power structures maintained. Therefore authority is a good source to begin with, but ultimately reason and evidence base are essential, because that's how we test whether our knowledge is accurate, current and comprehensive.

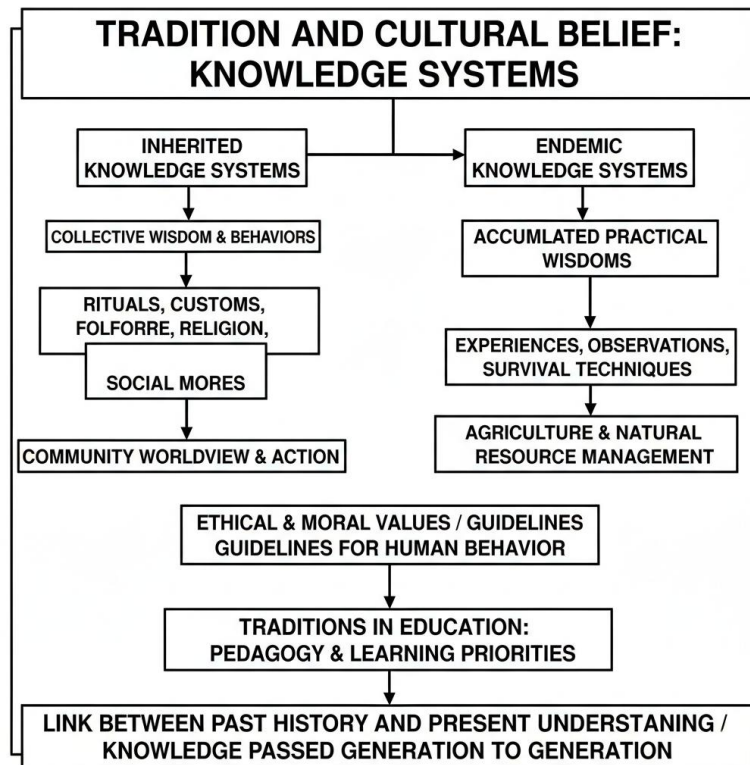
---

### **10.5 Tradition and Cultural Belief: Inherited Knowledge Systems**

---

Tradition and belief systems are another valuable source of knowledge that incorporates the collective wisdom and behaviours that have been handed down over generations. This kind of knowledge is frequently encoded in rituals, and customs, folklore, religion teachings, and social mores which shape the way communities see the world and act. Cultural systems of knowledge are the storehouses of these accumulated practical wisdoms, which are mediated from experiences, observations and survival techniques that have been optimized through repeated use. For example, traditional knowledge of agriculture and the management of natural resources is built up over hundreds, or in some cases thousands, of years as a result of experimentation – often trial and error- and continues to influence practice around the world today. Furthermore, ethical and moral values which arise from beliefs in various cultural and religious backgrounds, constitute guidelines for human behaviour that can be followed to support social interactions. Traditions in Education Legacies may shape tradition, pedagogy, values and learning priorities in educational context, thus cultural narratives are inscribed within the process of learning. Tradition thus serves as a link between the past history that shapes our knowledge,

and the present in which we understand it so that knowledge is passed on from generation to generation.



**Figure 1: Tradition and Cultural Belief: Inherited Knowledge Systems**

At the same time, tradition is a process that is in motion, evolving as society changes and technology progresses. Formal education and scientific knowledge often exist alongside it, either reinforcing or competing with such narratives.

The preservation of information via tradition generally relies on narrative, analogy and social reinforcement rather than formal documentation or systematic testing. Regardless, the wealth of cultural understanding yields a perspective that purely empirical or scientific analyses might miss, especially when experience and context-based comprehension is critical.



By combining traditional knowledge with modern science, communities can create comprehensive and integrated ways of addressing issues such as environmental protection, health, and community development.

Formulation  
of Research  
Problem

---

### **10.6 Role of Tradition in Shaping Understanding**

---

Tradition plays a deep role in shaping their understanding because it was the grid through which they processed their experiences and navigated this world. People are socialized at a young age to adhere to cultural norms, values and practices that shape cognition, choice making and morality. Traditional knowledge systems do provide practical guidance as well as symbolic meaning to assist humans to place themselves in society and the universe. Proverbs, folklore and myths are just some of the art-forms that contain lessons on behavior, ethics and relationships, providing an intellectual framework within which to think critically about one's culture. Educational programmes also commonly incorporate elements of national or culture heritage to help educate society about values and historical continuity.

According to tradition, the interpretive framework it gives for processing new information is what shapes the way people weigh evidence and apply judgment in everyday situations. Tradition often determines priorities, dictating what knowledge is worth curating and guiding the group behavior of communities.

But tradition, of course, can also be a double-edged sword. On the one hand, ceremony provides a focus for and maintains culture, on the other it can create an obstacle against change and further new ideas, particularly when addressing questions that challenge long established beliefs. The previous explanations can be considered traditional if they are relied upon in a scientific or instructional context to the exclusion of (or contradiction by)

empirical data, and this will result in tensions between established knowledge and present observations that need negotiation. Despite this, traditions provide a fulsome fabric of knowing that situates knowledge within human experience as part of memory, socialization and learning processes. Educators and researchers can appreciate the multiple ways in which knowledge is created, interpreted and used within different cultural frames by recognizing tradition.

---

### **10.7 Personal Experience: Empirical and Experiential Knowledge**

---

Empirical experience is its own and most immediate form of evidence, based upon our observation, experimentation on or contemplation of each. Knowledge of this kind is engaged when interacting with the world, struggling through difficulties and making sense of them by interpreting results - both with body-based experiences, feelings and consciousness. It is a sort of knowledge that is frequently phenomenological in nature, based upon particular experiences with reality rather than theoretical or second-hand knowledge. Cyclist, Experimentalist, Friend of: Learning how to ride a bicycle, conduct an experiment in the lab, or navigate one's way through social interactions all depends on a high degree of personal involvement and trying things out over and over again. By contrast, personal experience is a form of instant response feedback, it provides guidance to general or theoretical understanding both faster and in an unconsciously developed fashion from authority (or tradition). In institutions of higher learning, experiential instruction such as projects, outdoor activities and role-playing improves a student's understanding by linking the abstract with the concrete to promote critical thinking skill development, problem solving abilities and memory retention.

There are, however, some distinct benefits of one's own experience: those include the fact that it is real, as it were within reaching distance. People can fact-check, have epiphanies and acquire skills to use in their lives. But there is also a catch to experiential wisdom. It is subjective in nature, affected by individual prejudice, cognitive limitations and contextual particularity. Exposures could be misunderstood or missing and misinterpretation of them would result in a conclusion without the scope of generalization. People also

miss other people's experiences, innovations or collective wisdom by having only personal experience. Thus, although experience itself is an authority, it becomes maximally authoritative when combined with other sources of knowledge (authority, tradition, science), and the result is a balance between personal insight on one hand and evidence or received wisdom on the other.

---

### **10.8 Reasoning: Deductive and Inductive Logic**

---

Reasoning is subsumed under knowledge and involves processes by which people make inferences, generalize, and draw conclusions from what they know. Thinking is usually based on two methods: inductive and deductive logic. Logical deduction is the process of drawing specific conclusions from general principles or premises. For example, if all mammals are warm-blooded and whales are mammals, then whales must be warm-blooded. When premises are true and logically linked, deductive reasoning gives 100% certainty; it is the foundation of formal logic, mathematics, well-structured arguments &c. It permits people systematically to expand on knowledge already established, with coherence and internal consistency in reasoning. Deductive logic is especially useful in the fields of mathematics, law and theoretical sciences where axioms determine predictable results.

Inductive thinking, on the other hand, is an observation-based process of generalizing from particular instances. Seeing the sun rise all the time might cause us to generalize that it will always rise. The logic used in induction is based on probability but not certainty, realizing that conclusions can always be subject to revision as new data comes to light. Its applicability ranges from hypothesis derivation and scientific inquiry to the observation-driven growth of science via generalisation. Deduction and induction are both part of the process known as reasoning, in its own way is this wisdom. While deduction provides logical support, induction opens the doors to discovery and exploration. Reason provides the capacity to integrate diverse sources of information and decide critically what to believe, or not, fostering a connection between empirical observation, authority, and everyday experience.

---

## 10.9 Comparison of Different Sources of Knowledge

---

The heterogeneity of sources of knowledge, authority, tradition, personal experience, and reasoning as well as science, exemplify the many dimensions of human understanding. Each of these sources provides distinct benefits as well as unique limitations, highlighting the necessity to combine several methodologies for a complete view. The authority gives efficiency and trust, but should always be critically reviewed since there is no point in swallowing things without thinking. Tradition provides you with continuity, cultural literacy, and moral wisdom but may stifle creativity and experimental grounding. Subjective experience is often close, practical, and real, but in some cases it may be subjective or confined. Deductive reasoning enables systematic deduction and generalization with logical integrity, however, the premise of correctness is made while observing properly. This is the so-called "gold standard" of science, using empirical observation and experimentation in a manner that is subject to systematic validation, leading to knowledge that can be both replicated and generalised, but requires special expertise and methodological scrutiny. Click to expand...Actually, knowledge is about recognizing the role of both sorts of sources and knowing when they are both needed; Authority/traditions need for reasoning vs personal experience validation of understanding, vs scientific insight exploitation/refinement/invention; each with all three being used seamlessly as appropriate. This interdisciplinary method of learning behavior reinforces critical thinking, flexibility, the power of collaboration and interest in taking a complex and dynamic world apart into its constituent parts, always remembering that one source will never contain all human knowledge.

---

## 10.10 Scientific Research as a Reliable Source of Knowledge

---

For example, scientific study By far one of the most systematic and dependable methods by which one gains knowledge is through careful observation, testing, and verification. The difference is that, unlike other types of authority or tradition that could be influenced by personal predilections or cultural context, scientific research uses established protocols for data gathering and testing to generate reliable knowledge claims. The process of

Science, proposing a hypothesis, making tests or observations and drawing conclusions about the data, ensures that results rest on evidence and are designed to be scrutinised by others. Peer review, replication studies and statistical validation are means to limit errors, biases, or misinterpretations of findings in order to improve the reliability and generalizability of results. In education, and in professional settings, scientific knowledge contributes to evidence-based practice and policy-making, the development of new technologies for problem solving and decision making. For example, procedures in medicine, engineering and environmental analysis are much in demand of science as an explanatory cause because they involve intervention and forecasting.

And of course science is a process that's fundamentally iterative and self-correcting. Novel evidence shapes and tempers existing theories, leading to increased understanding in an iterative process. For individual experience is subjective and tradition can be place-bound; only the scientific method aspires to truth that transcends personal pique and cultural whim. But scientific research need to also be acknowledged with limiting factors such as resource-intensive, complexity and the possibility of ill application or interpretation of results. Nonetheless, sitting alongside authority, tradition, personal experience and reason scientific knowledge can play a fundamental role in modern knowledge systems and in rational inquiry, critical appraisal of evidence (of objects and events) and informed action across many different fields.

---

### Check Your Progress

---

1. What is the difference between empirical knowledge and rational knowledge?

.....  
 .....  
 .....  
 .....

2. How does authority serve as a source of knowledge in research?

.....  
 .....  
 .....  
 .....

---

### **10.11 Summary**

---

Knowledge originates from various sources that shape human understanding, learning and research. Traditional sources include intuition, authority, customs and traditions, which often influence belief systems without requiring scientific validation. Empirical knowledge arises from observation, experimentation and direct experience, and forms the basis of modern scientific inquiry. Rational knowledge, derived from logical reasoning, helps researchers interpret data, identify patterns and draw conclusions. Revelational knowledge relates to spiritual or scriptural sources accepted by belief systems, while scientific knowledge is generated through systematic investigation using reliable methods. Each source has its strengths and limitations; therefore, researchers must critically evaluate the credibility of the information they use. An understanding of these sources supports the formulation of research problems by helping researchers identify existing gaps, contradictions or unexamined assumptions. Thus, knowledge sources serve as a foundation for constructing strong, logical and relevant research questions.

---

### **10.12 Exercises**

---

1. Empirical knowledge is based on:
  - a) Intuition
  - b) Observation and experience
  - c) Authority
  - d) Revelation
2. Which of the following is a traditional source of knowledge?
  - a) Experimentation
  - b) Authority
  - c) Scientific method
  - d) Hypothesis testing
3. Rational knowledge is obtained through:
  - a) Feelings
  - b) Logical reasoning

- c) Dreams
  - d) Tradition
4. The most reliable source of knowledge for scientific research is:
- a) Authority
  - b) Intuition
  - c) Scientific method
  - d) Tradition
5. Revelational knowledge is often associated with:
- a) Logic
  - b) Sensory perception
  - c) Spiritual or religious texts
  - d) Experimental data

---

### **Descriptive Questions**

---

1. Explain different sources of knowledge with suitable examples.
2. Discuss the role of empirical knowledge in scientific research.
3. Describe the strengths and limitations of authority as a source of knowledge.
4. How does rational knowledge support the formulation of a research problem?
5. Compare and contrast traditional and scientific sources of knowledge.

---

### **10.13 References & Suggested Readings**

---

1. Kerlinger, F. N. (2000). *Foundations of Behavioral Research*.
2. Best, J. W. & Kahn, J. V. (2014). *Research in Education*.
3. Cohen, L., Manion, L. & Morrison, K. (2018). *Research Methods in Education*.
4. Kothari, C. R. (2012). *Research Methodology: Methods and Techniques*.
5. Creswell, J. W. (2014). *Research Design: Qualitative, Quantitative & Mixed Methods*.

---

## **Unit 11: Knowledge Gap and Research Problem**

---

### **STRUCTURE**

#### **11.1 Introduction**

#### **11.2 Learning Outcomes**

#### **11.3 Concept of Knowledge Gap: What We Don't Know or Understand**

#### **11.4 Identifying Knowledge Gaps in Educational Contexts**

#### **11.5 Concept and Meaning of Research Problem**

#### **11.6 Relationship between Knowledge Gap and Research Problem**

#### **11.7 Sources of Research Problems in Education**

#### **11.8 Characteristics of a Good Research Problem**

#### **11.9 Summary**

#### **11.10 Exercises**

#### **11.11References & Suggested Readings**

---

### **11.1 Introduction**

---

In any field of study, research begins with the identification of a problem that needs investigation. A research problem emerges when there is a gap between existing knowledge and what needs to be known. This gap—known as the knowledge gap—highlights missing information, unexplored areas, inconsistencies, or unanswered questions within the literature. Understanding the knowledge gap enables researchers to justify why a particular study is needed and how it will contribute to theory, practice, or policy. In educational research, recognizing knowledge gaps is especially important, as teaching–learning processes, learner behavior, institutional practices, and educational outcomes continuously evolve. Thus, this unit focuses on how to identify knowledge gaps and translate them into clear, researchable problems.

---

### **11.2 Learning Outcomes**

---

After completing this unit, learners will be able to:

1. Define the concept of a knowledge gap in research.



2. Identify different types of knowledge gaps through literature review.
3. Understand the characteristics of a good research problem.
4. Formulate a clear research problem based on identified gaps.
5. Explain the importance of knowledge gaps in guiding research design.

---

### **11.3 Concept of Knowledge Gap: What We Don't Know or Understand**

---

The idea of a knowledge gap is fundamentally one of identifying what is unknown or less clearly known in a given body of knowledge. In education, a knowledge gap is the difference in knowledge or information between two or more groups, most often described as the knowledge gap between those who have access to new forms of information technology and those who do not. It may be possible for there to be some gaps in knowledge from limitations of research methods, lack of data, educational technologies that are changing rapidly or if new social and culture norms are having an impact on learning environments. Identifying this vacuum is important because it forms the base for leading to further research and innovation in education. For example, stage one educators might be aware of the available research on student performance in face-to-face classrooms, but they might lack knowledge about how the environment (hybrid/online) may or may not influence digital learner motivation and engagement. In this context, the gap in knowledge indicates a domain in which theoretical understanding and empirical evidence or practical interventions are lacking, unclear, ambiguous or incomplete. In addition, gaps in knowledge are not only empirical voids: they can be conceptual or theoretical as well. For instance, models of learning and cognition may offer general frameworks, but how they can be applied to other sociocultural settings or personal courses of learning are relatively less examined. It follows that identification of gaps in knowledge is an intellectual exercise, in which teacher educators and researchers critically engage with the literature to recognize contradictions and anomalies; acknowledge the uncharted territories.

---

### **11.4 Identifying Knowledge Gaps in Educational Contexts**

---

Formulation  
of Research  
Problem

Revealing gaps in knowledge on the basis of educational settings is a systematic look at content knowledge, educational practices and student needs that point to areas for research or intervention. This process often starts with an extensive review of the literature, including academic articles, policy documents, and educational data as well as empirical studies. By examining the patterns, implications, and natural gaps in the current literature, authors can identify contradictions, unanswered questions or areas meriting further evidence. For example, while many studies may consider how technology changes learning, fewer may consider long-term effects associated with critical thinking, creativity or social-emotional development. In addition to the literature review process, uncovering gaps in knowledge also involves working with those on the ground, educators, policymakers and young people, to understand more about what challenges are being faced that may not be researched. Classroom observations, interviews and surveys are used to gain a sense of the real-world problems that may not be effectively served by current research. In addition, comparative analyses make it possible to recognize knowledge gaps by observing for instance differences in educational practices between regions, countries or demographic groups and their corresponding outcomes or resource allocations. The development of educational innovation and technology also frequently highlights areas we don't understand; new ways for teaching or being assessed open up questions which existing research cannot speak to. In the end, systematically discovering knowledge gaps is both a theoretical and empirically grounded observation process that reveals areas for further study to enhance educational provisions.

---

### **11.5 Concept and Meaning of Research Problem**

---

A research problem is a particular issue, question or area of ignorance that the researcher wants to resolve through schoolastic soul searching. In education a research problem may result from (1) gaps in the literature, (2) a practical issue experienced by teachers or students, or (3) something that is new to the field and not yet well understood. It functions as a basis for the subsequent research, influencing objective setting, methodology choices and

interpretation of findings. A Research Problem is specific, clear, and well-defined to simplify research; a problem that is vague or ambiguous will be difficult to interpret and measure. In education, a research problem might be to find the reasons behind variation in student participation in online classrooms, assess the success of innovative teaching practices, or explore how student achievement is influenced by socioeconomic factors. A research problem is more than a topic, it is a “catalyst for conceptual thinking” which leads to deeper understanding and the need for a subsequent investigation. The researcher must needs to specify scope, key variables and how the study fits in education. And, a research problem has developed into when they meet each other between theory and the applicability that reveals conceptual dispute as well actions requirement. Solving a research problem helps you to respond to the open questions, base your response on evidence and thereby contribute to development in educational practice and theory.

---

#### **11.6 Relationship between Knowledge Gap and Research Problem**

---

The connection between knowledge gaps and research issues is circular and self-supportive in nature. Knowledge gaps indicate what is unknown, unclear or inadequately examined in a field, while research problems emerge from these gaps as clear, answerable questions or concerns that a study will try to address. A research problem is in fact a formal statement of what the researcher does not know and seeks to find out within the structure of an investigation. The researchers may find it challenging to justify the importance of their study without knowing what they need to know and why one should investigate the problem. On the other hand, if you don't have a well-defined research problem, then there is an open challenge whose border can indicate to you what's out there that you aren't actively working on. In educational theory, this connection is important since the field moves, as pedagogical practices change over time or in response to technology or societal need. For instance, there may be a lack of understanding about how AI tutor-based systems impact student cognitive and emotional development. One way of rendering this gap as a research problem would be to design a study on the differential effects of AI tutoring on learning outcomes, interest and motivation among students. Thus, the process of delineating knowledge

gaps guide the choice and development of research problems that are relevant and feasible. The fit between gaps in knowledge and research issues serves to increase the focus and substance of educational research, thereby allowing theory, practice, and policy to derive more value out of contributions.

Formulation  
of Research  
Problem

---

### **11.7 Sources of Research Problems in Education**

---

Problems interested for research in education can arise from a variety of directions, as varied and interdisciplinary is the field. The most important of which is the literature to which a researched relies, for example if you review previous studies in an area and you find contradictions or that no one has ever studied your topic it would be considered original research. Educational research often involves re-searching empirical results to find open questions and methodological problems that may turn into new research problems. A further source is pragmatic problems faced in the context of learning. Educators, administrators and policy makers may have concerns regarding student engagement, equity in assets or the challenge of implementing new teaching techniques. Being attuned to and thoughtful about these obstacles allows for the identification of research problems that are meaningful and pragmatic. A third source is theories, as inconsistencies in theoretical understanding or the limited application of educational theories to practice across settings can encourage questions. One such example is that current learning theories may not cover online collaborative learning environments thoroughly, leading to the study of this research area. Policy changes and social progress are also key sources. New research questions are often driven by shifts in curricular standards, the incorporation of new technologies, or educational equity initiatives. Furthermore, sociocultural issues such as cultural diversity, inclusion and access to education shape the problems for research which also speaks to wider systemic concerns. Technological development also creates research problems, because new tools and platforms call for study of their value, usability, and effect on learning. By using this broad array of sources, educational researchers may be able to frame problems that are both important and timely, that can build theoretical advancement and practical innovation.

---

## 11.8 Characteristics of a Good Research Problem

---

A good research problem has several defining characteristics that differentiate it from a topic of interest. It must be precise and unambiguous, it translates an empirically answerable question or hypothesis into a testable form. Lack of clarity or lack of specificity leads to diminished practicability of investigation and interpretation. Second, the research issue of importance has to be significant and relevant in addressing an intellectual gap or practical problem with implications for educational theory, practice or policy. The significance of the issue justifies the commitment of resources to carry out the project. Third, it should be realistic that is matched with the available resources (of time and methodology) and target range of problem. A question too large or complex to answer properly can be out-of-scope. Fourth, a sound research problem is original or creative (Brewer and Hunter 2006), whether by investigating the under-studied aspect of a topic or by bringing new angles, methods, or contexts to bear on old knowledge.

Fifth, it had to be researchable, that is capable of being subsumed under some methodological approach in which systematic data can be collected and subjected to relevant analysis and interpretation. The question must be related to measurable, observable or analyzable variables/constructs in the selected methodological context. Sixth, a clear research problem has ethical considerations so that the study is respectful of participants' rights and maintains integrity in terms of abiding by certain moral values.

Finally, a good research problem is consistent with theory and practice providing for both, conceptual comprehension and applications. In an educational sense, this indicates that the research not only contributes to academic knowledge, but also holds new insights for teaching and learning, or policy development. By sticking to these approach, researchers can be confident that their research is robust, meaningful and has real-world relevance.

### 3.2.6 CHARACTERISTICS OF A GOOD RESEARCH PROBLEM

Formulation  
of Research  
Problem

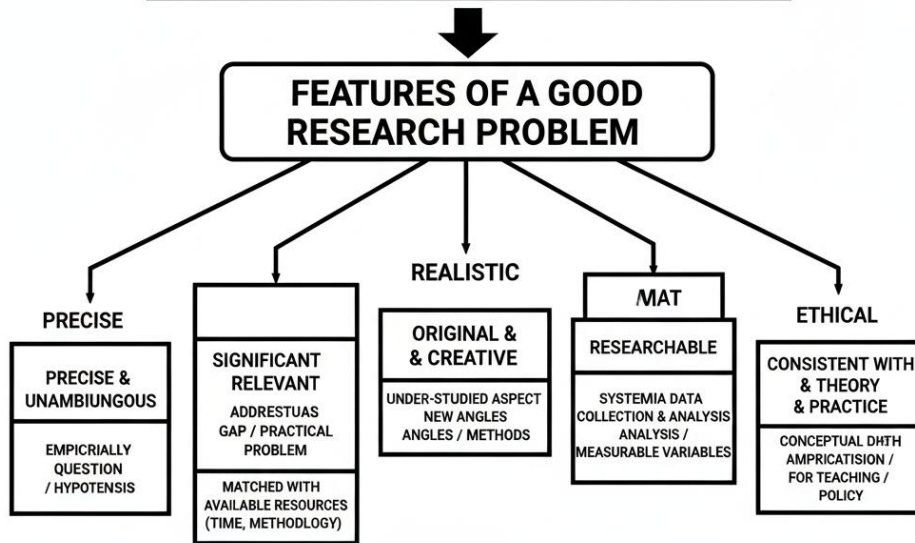


Figure 2: Sources of Research Problems in Education

#### Check Your Progress

1. What is a knowledge gap in research?

.....  
 .....  
 .....  
 .....

2. Why is identifying a knowledge gap important for selecting a research topic?

.....  
 .....  
 .....  
 .....

#### 11.9 Summary

A knowledge gap refers to missing, incomplete, or questionable information within existing research literature. Identifying these gaps is a crucial step in formulating a research problem. Knowledge gaps may arise due to outdated studies, limited empirical evidence, inconsistent findings, unexplored populations, or advancements in theory or technology. A research problem is a precise, focused statement that addresses what needs to be investigated. A good research problem is clear, feasible, researchable, significant, and grounded in theory and literature.

The process of identifying knowledge gaps through systematic literature review enables researchers to justify the need for their study, formulate appropriate research questions, and design meaningful investigations that contribute to knowledge development.

---

## **11.10 Exercises**

---

---

### **Multiple Choice Questions (MCQs)**

---

1. A knowledge gap refers to:
  - a) Lack of interest in research
  - b) Missing or insufficient information in existing studies
  - c) Too many studies on the same topic
  - d) Unavailable research tools
2. A research problem should be:
  - a) Vague and general
  - b) Based on assumptions only
  - c) Clear and researchable
  - d) Difficult to study
3. Identification of knowledge gaps is mainly done through:
  - a) Classroom teaching
  - b) Literature review
  - c) Data entry
  - d) Hypothesis testing
4. A good research problem must NOT be:
  - a) Significant
  - b) Feasible
  - c) Too broad
  - d) Based on evidence
5. A knowledge gap can be identified when:
  - a) There is disagreement among existing findings
  - b) All past studies show identical results

- c) No new theory exists
- d) the researcher decides to skip literature review

---

### Descriptive Questions

---

1. Define a knowledge gap. Explain different types of knowledge gaps with examples.
2. Discuss the importance of identifying knowledge gaps in educational research.
3. Explain the characteristics of a good research problem.
4. Describe the steps involved in formulating a research problem from a knowledge gap.
5. How does literature review help in finding knowledge gaps? Discuss with examples.

---

### 11.11References & Suggested Readings

---

1. Creswell, J. W. (2014). *Research Design: Qualitative, Quantitative, and Mixed Methods Approaches*. Sage.
2. Cohen, L., Manion, L., & Morrison, K. (2018). *Research Methods in Education*. Routledge.
3. Best, J. W., & Kahn, J. V. (2016). *Research in Education*. Pearson.
4. Kothari, C. R. (2004). *Research Methodology: Methods and Techniques*. New Age International.
5. Fraenkel, J. R., Wallen, N. E., & Hyun, H. H. (2019). *How to Design and Evaluate Research in Education*. McGraw Hill.
6. Punch, K. F. (2009). *Introduction to Research Methods in Education*. Sage.
7. McMillan, J. H. (2016). *Educational Research: Fundamentals for the Consumer*. Pearson.



---

## **Unit 12: Identification and Evaluation of Research Problem**

---

### **STRUCTURE**

#### **12.1 Introduction**

#### **12.2 Learning Outcomes**

#### **12.3 Criteria for Identification of Research Problem**

#### **12.4 Novelty and Originality in Problem Identification**

#### **12.5 Significance and Relevance of Research Problem**

#### **12.6 Feasibility in Terms of Time, Resources, and Accessibility**

#### **12.7 Evaluation of Research Problem: Systematic Assessment**

#### **12.8 Summary**

#### **12.9 Exercises**

#### **12.10 References & Suggested Readings**

---

### **12.1 Introduction**

---

Identifying and evaluating a research problem is a critical step in the research process. A research problem provides direction and focus, determining what the researcher intends to investigate. The identification of a research problem begins with recognizing issues, gaps, or ambiguities in existing knowledge. This usually involves reviewing literature, observing educational practices, analyzing policies, and understanding learners' needs.

Once a potential problem is identified, it must be evaluated carefully to determine whether it is researchable, significant, feasible, and ethical. Evaluation ensures that the problem is neither too broad nor too narrow, has practical relevance, and can be addressed using appropriate research methods. This unit explains the process of identifying and evaluating research problems in educational research.

---

### **12.2 Learning Outcomes**

---

After completing this unit, learners will be able to:

1. Explain the process of identifying research problems in education.
2. Recognize sources from which research problems may emerge.
3. Evaluate a research problem based on feasibility, significance, and clarity.
4. Differentiate between workable and non-workable research problems.
5. Formulate a refined and researchable problem statement.

---

### 12.3 Criteria for Identification of Research Problem

---

Problem identification forms the foundation of any scholarly research. Without a specific problem, the research becomes directionless and purposeless, with its design, methodology and findings being casual or irrelevant respectively. The clarity of a research problem is the first effort needed to recognize a theoretical or practical question. A research problem should be clear, in well-known manner and in good language that can be understood by the researcher and other members of the academic community. Unclear problem definitions results in confused activities, data which is incorrectly collected and inconclusive conclusions.

Consequently, the problem statement should be narrow enough to direct the study, while also broad enough to facilitate purposeful investigation and examination. In addition, the problem should be investigable; there must be research already conducted or feasible to conduct about it employing research methods. Researchability ensures that the research is based in the actualisation of data collection, analysis and interpretation, excluding issues which are merely speculative or theoretical without a practical route for investigation.

A third important factor is consistency with theory and previous literature. The research problem should place the study into the larger scholarly conversation, pertaining to what a researcher would (not) want to expand or contest. lastly, the ethical concerns are a crucial parameter. The issue should not involve any form of research that possible would threaten people, communities, or the environment and must strictly adhere to ethical standards and research protocols. In conclusion, determination of a research problem does require careful attention to the issues of clarity, specificity, researchability, theoretical orientation and ethical integrity that collectively informs a scholars or practitioner towards carrying out research that is meaningful.

---

#### **12.4 Novelty and Originality in Problem Identification**

---

Formulation  
of Research  
Problem

There are two obvious requirements: the novelty of a research problem that defines the value or interest of an investigation, and the originality of its proposed solution. A research issue which possesses novelty, imparts new ideas, perspectives or means to that field of study? “But novelty does not mean completely original ideas, but exploring already existing phenomena in new contexts; using new methods, and revisiting established theories critically.” The novelty of the work guarantees that we are not reproducing existing knowledge but rather contributing something original to our academic brothers and sisters. For example, a new research problem in may study any recent trend which has emerged, current social problems being faced now or the technological adaptations and changes being done today with respect to scientific data. Novelty identification is a thorough review of relevant literature to identify unresolved issues, contradictions, or unexplored regions. Analyze existing literature to determine unanswered questions, limitations or methodological needs of prior research by others. Also, originality is related with 39 creativity of problem definition stimulating researchers to think divergently alongside academic rational. Many of the best research problems develop at the boundaries of fields, and they generate inter-disciplinary work that can lead to deeper insights and broader applications. As such, novelty and originality add to the contribution of the research and boost its acceptance in academic circles, which in turn encourage further study and discussion.

---

#### **12.5 Significance and Relevance of Research Problem**

---

The importance and relevance of a research problem relates to its significance in both academic, professional, and societal terms. A research problem has to have value, in the sense that it seeks to address a direct need and answer an urgent question or provide useful information for policy and practice. The importance of an issue may be judged according to the potential effect that it could have on theory formulation, empirical comprehension and practical application. For example, a problem posing research related to climate change adaptation measures in urban planning is theoretically relevant for

environmental scholars and practical for policy makers and practitioners. There's also relevance, which showers down against the problem in question, A pertinent research problem addresses current social or technological issues, new knowledge demands, and existing debates. A problem's significance is also strongly intertwined with stakeholders' interests and requirements: this includes fellow-academicians, those from the industry, as well as the public at large. Research of local, national and international relevance brings attention, funding, and partnership opportunities that increase the reach and scope of its influence. Assessing the importance of interpreting significance also depends on considering possible research impact. Does the study contribute to enlighten, solve problems, make decisions or indicate new fields for research? By attending to these issues, researchers can ensure that their work is not only rigorous, but meaningful; addressing questions that matter and creating knowledge which has lasting value outside the academy.

---

### **12.6 Feasibility in Terms of Time, Resources, and Accessibility**

---

Feasibility is a pragmatic yet important consideration in identifying research problems, and it indicates the extent to which the researcher can successfully conduct the study. Any new, important, or even critical research question is of limited utility if it cannot be sufficiently addressed realistically. Feasibility is multidimensional, that is, time, resources and accessibility. Feasibility of time is related to whether there is enough time available to complete the study from start to finish.

A problem that needs longitudinal data over decades is unlikely going to be solvable by any grad-student (and may not even if you had the kind of time required) while experiments or studies with a shorter term and concrete outcomes to measure within months, are likely much more feasible. Resource feasibility is based on a determination of funding, laboratory equipment, software, and technician support which are essential elements for conducting the research. Researchers need to consider whether the costs of collecting, analyzing and disseminating data are compatible with funding/institutional support. The feasibility of accessibility relates to the possibility of accessing data sources, participants or information. Research access to organizations or

remote groups that have privy contact with potential participants may be difficult without permissions and logistics. Moreover, researchers should take into account methodological feasibility i.e., to evaluate whether the planned research design and instruments are adequate to their capabilities and limits. The carrying out of a feasibility review at an early stage in the problem identification process minimizes potential difficulties, enabling researchers to focus on problems that are significant and manageable.

---

### **12.7 Evaluation of Research Problem: Systematic Assessment**

---

Assessment of a research problem requires the utilization of systematic and structured methods to determine its merit, relevancy and contribution towards knowledge. A scrutinized research problem is one that has been evaluated against several criteria and deemed worthy of further investigation with resources allocated to the question. Systematic review starts with a detailed literature review looking at how much of the topic has already been examined, what is still unresolved and where the investigation could add some new value. This step confirms that the research question is embedded in the literature and not redundant. Afterwards they clarify the specificity, clarity and researchability of the problem in order that it is definable methodologically or/and empirical. Ethical review of research is another form of assessment, ethics embodying principles, protocols and directives that address ethical concerns including consent, respect for participants' rights, avoiding harm. The practicality is also analysed systematically, as mentioned above with consideration to time and resources (availability). Furthermore, assessment consists on reflecting upon the theoretical significance, practical relevance and societal implication of the issue at stake when it comes to comply with larger academic regimens that make sense in broader social practices. Last, but not least, systematic assessment should involve colleagues and experts' advice that play a fundamental role in terms of alternative viewpoints, unperceived challenges and problem categorization refinement. By using a systematic approach to evaluation, researchers may improve the quality and utility of their research results and thus establish a strong framework for successful inquiry and influence.

---

**Check Your Progress**

---

1. What is the first step in identifying a research problem?

.....

.....

.....

.....

.....

2. Mention any two sources of research problems

.....

.....

.....

.....

.....

---

**12.8 Summary**

---

The identification and evaluation of a research problem form the foundation of any research study. A research problem generally arises from observations, educational practices, policy issues, theoretical perspectives, or literature gaps. Identifying the problem involves exploring issues that require investigation, analyzing existing research, and selecting an area where further study is necessary.

Once identified, a research problem must be evaluated using specific criteria. It should be **clear, specific, significant, researchable, feasible, ethical, and relevant** to current educational needs. A well-evaluated research problem helps in formulating precise research questions, selecting appropriate methods, and guiding the overall research design. Ensuring that the problem is meaningful and manageable increases the likelihood of generating useful and valid results.

---

## 12.9 Exercises

---

Methodology  
of Educational  
Research &  
Educational  
Statistics

### A. MCQ

1. The first step in identifying a research problem is:
  - a) Data analysis
  - b) Literature review
  - c) Selecting tools
  - d) Writing a hypothesis
2. A research problem is considered significant when it:
  - a) Has no practical use
  - b) Contributes to existing knowledge
  - c) Is difficult to study
  - d) Requires expensive tools
3. Feasibility in a research problem refers to:
  - a) Availability of time and resources
  - b) Complexity of the theory
  - c) Number of variables involved
  - d) Amount of data collected in the past
4. A research problem must be:
  - a) Very broad
  - b) Unclear
  - c) Researchable
  - d) Based on opinions only
5. One of the key criteria for evaluating a research problem is:
  - a) Personal preference
  - b) Lack of literature
  - c) Ethical considerations
  - d) All of the above

---

### Descriptive Questions

---

1. Explain the process involved in identifying a research problem with suitable examples.

2. Describe the major sources that help researchers identify research problems.
3. Discuss the criteria used for evaluating a research problem.
4. Why is feasibility important in selecting a research problem? Explain with examples.
5. Describe common mistakes researchers make while formulating research problems and how to avoid them.

---

### **12.10 References & Suggested Readings**

---

1. Creswell, J. W. (2014). *Research Design: Qualitative, Quantitative, and Mixed Methods Approaches*. Sage.
2. Kothari, C. R. (2004). *Research Methodology: Methods and Techniques*. New Age International.
3. Cohen, L., Manion, L., & Morrison, K. (2018). *Research Methods in Education*. Routledge.
4. Best, J. W., & Kahn, J. V. (2016). *Research in Education*. Pearson.
5. Fraenkel, J. R., Wallen, N. E., & Hyun, H. H. (2019). *How to Design and Evaluate Research in Education*. McGraw Hill.
6. Punch, K. F. (2009). *Introduction to Research Methods in Education*. Sage.
7. McMillan, J. H. (2016). *Educational Research: Fundamentals for the Consumer*. Pearson.



---

## **Unit 13: Hypothesis Concept and Types**

---

### **STRUCTURE**

#### **13.1 Introduction**

#### **13.2 Learning Outcomes**

#### **13.3 Concept and Meaning of Hypothesis**

#### **13.4 Function of Hypothesis in Research Process**

#### **13.5 Types of Hypothesis: Overview**

#### **13.6 Research Hypothesis: Tentative Answer to Research Question**

#### **13.7 Directional Hypothesis: Specifying Direction of Relationship**

#### **13.8 Non-Directional Hypothesis: Relationship Without Specified Direction**

#### **13.9 Summary**

#### **13.10 Exercises**

#### **13.11 References & Suggested Readings**

---

### **13.1 Introduction**

---

A hypothesis is a tentative, logical, and testable statement that predicts the relationship between two or more variables. It acts as a guiding tool in research, helping researchers define what they expect to find during the investigation. In educational research, hypotheses help bring clarity, direction, and focus to a study by establishing assumptions that can be tested through empirical data.

Hypotheses may arise from theories, previous research, or practical educational problems. They are essential in quantitative research, where testing relationships, differences, or effects is central. This unit explains the concept of hypotheses, their role in research, and the various types commonly used in educational research.

---

### **13.2 Learning Outcomes**

---

After completing this unit, learners will be able to:

1. Define hypothesis and explain its importance in research.
2. Identify different types of hypotheses.
3. Distinguish between null and alternative hypotheses.
4. Understand how hypotheses are formulated from research problems.
5. Explain the characteristics of a good hypothesis.

---

### **13.3 Concept and Meaning of Hypothesis**

---

In sciences, a hypothesis would be considered as the core components in research formulating that lead to scientific inquiry. The word hypothesis is derived from the Greek, which means to put something under.” A hypothesis is therefore a supposition or proposed explanation as a starting point for research. In essence, a hypothesis is an educated guess or prediction about the relationship between two or more variables that attempts to provide some explanation to a scientific phenomenon. It fills the gap between models and empiricism, while giving a clear course for research. Hypothesis demands more than mere conjecture; it is a deliberate attempt to produce an exegetical statement that may be tested empirically. This is not a wild guess, per se, but an educated statement based on previous observation or theory. For example, in the educational domain, a hypothesis could be that more face-to-face interaction between teachers and students is related to increased student performance, this is something we would want to test because it follows from extant pedagogical theories. Conceptual clarity of a hypothesis is important because it sets the range and limits for investigation, and informs questions to be asked as well as methodological approach. A good hypothesis allows researchers to concentrate on their topic while providing a basis for measurement and analysis.

---

### 13.4 Function of Hypothesis in Research Process

---

Multiple key purposes dramatize the hypothesis as a navigational guide and evaluative framework within research. Above all, it directs by translating into specific and testable statements the general problems of research. An organizing research activities and making them more systematic by avoiding scattered approach towards data collection or confusion during analysis. In addition, a hypothesis is also a predictive statement that scientists can predict what they will find and expect to observe with respect to the relationship between the variables before collecting any data. This predictive function is highly significant in experimental and quasi-experimental research, where hypotheses can be tested under conditions created by the investigator and theoretical assumptions are either confirmed or disconfirmed. A hypothesis also plays a critical role in operationalizing, or turning abstract ideas into measurable variables. outlines the predicted relationships or results, hypotheses are useful in instrument development (e.g., such as surveys, tests, observation schedules) attitudes. Hypotheses also insight impression and conclusion formation. Empirical results are then contrasted with the predicted ones came up in order to assess whether or not theoretical assumptions are also valid, as a way of enhancing knowledge in the field. In addition, hypotheses help develop critical thinking and detachment by defining the conditions under which evidence should be evaluated, limiting bias (if not eliminating it completely), and promoting structured thinking. Thus, the functions of a hypothesis include directing the reader's attention to observational evidence, predicting outcomes, measuring and interpreting research findings that emerge from your operational definitions. we cannot conduct empirical research without a good hypothesis.

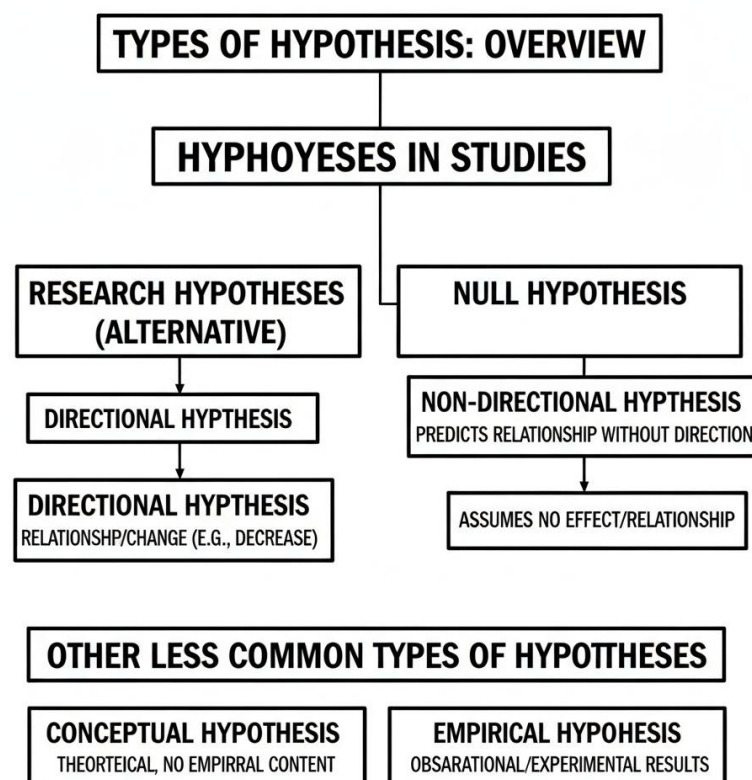
---

### 13.5 Types of Hypothesis: Overview

---

Hypotheses in studies are varied, just as research is complex and variable. They can be divided according to different criteria, such as the style of formulation, level of specificity or directionality. In general the hypotheses may be classified as research hypotheses, null hypothesis, directional and non-directional hypotheses. The research hypothesis, or alternative hypothesis, specifies a relationship or effect on which the researcher has some expectation

that they will encounter. A null hypothesis, however, assumes no effect or relationship at all and provides a “starting place” for statistical analysis. Another form of hypotheses (directional and non-directional) further separates research hypotheses on the basis of the type of relationship that is anticipated. Directional hypothesis-A statement of the directional nature regarding how 2 or more stems (different) is related, or change in relation to each other eg. predicting a decrease instead of an increase in a dependent measure. Non-directional hypotheses, in contrast, predict a relationship without assuming its direction but rather the mere presence of an association. Conceptual hypothesis are those theoretical propositions that fit with some conceptual framework, and need not have empirical content: A statement about the results of an observation or experimentation. This typology encourages researchers to choose suitable methods and statistics when formulating hypotheses, in order that the latter be not only theoretically meaningful but also empirically testable.



**Figure 3.3: Function of Hypothesis in Research Process**

---

**13.6 Research Hypothesis: Tentative Answer to Research Question**

---

A research hypothesis is a prediction, a tentative answer to the question formed by connecting previous study findings with what little is already known from theory and empirical evidence. It is not casual assumption, but a consequence of existing knowledge and theoretical foundation. One clear way to distinguish between two arise in scientific inference constructed with the aim to allocate inferences applied research is from the manner the hypotheses are drawn. It serves as a declarative statement that articulates the anticipated association between independent and dependent variables, informing study design and choice of analytic methods.

For example, a research question about the impact of teaching techniques on students' achievement could lead to a hypothesis that "students who learn via interactive methods achieve higher test scores than those who are lectured at". This statement is placed in solution that is tentative to research question, allowing empirical validation or rejection. The conditional character of the research hypothesis also makes it flexible in order to admit of shared, partial or opposite results as a confirmation. A well formulated research hypothesis will prevent conducting the readings in a clear, arguable and testable manner as well as it would focus on such reading upon being done so. The research hypothesis The answering of a research question with provisional statement helps every logical step to be easily cohered, that is from identification of the problem down to data interpretation.

---

**13.7 Directional Hypothesis: Specifying Direction of Relationship**

---

Hypotheses such as this, which state the direction of a potential correlation or difference, are known as directional hypotheses. A directional hypothesis is a type of research hypothesis which states in what direction two variables will be related. The portion that specifies whether the relationship is positive, negative or some other defined direction constitutes the direction of the hypothesis. The benefit of this specificity is that it can increase the accuracy of research design and data analysis by allowing researchers to make more precise predictions as well as utilize directional statistical tests. One-tailed-

proved hypotheses are frequently used in experimental investigations where theory or evidence have previously indicated the direction of change. For instance, in the field of educational psychology, a directional hypothesis could be that “people who study more will do better academically,” such that the relationship between studying time and academic achievement is positively predicted. By specifying an expected direction, directional hypotheses enhance precision of interpretation and minimize confusion in hypothesis testing, thus facilitating the interpretability of research results. Further, they also offer the opportunity for one tailed testing (i.e., that can increase power to detect expected effects provided the appropriate assumptions are not violated). That are developed, while pointing out that only if there is a theoretical or empirical basis for doing so should directional hypotheses be made, in order to not make biased predictions. When properly grounded, directional hypotheses serve to keep the research effort more focused and rigorous in seeking a closer look at some causal or correlational relationship.

---

### **13.8 Non-Directional Hypothesis: Relationship Without Specified Direction**

---

By contrast, an undirectional hypothesis predicts simply that variables are related to each other with no indication of which way the relationship morphs. This kind of hypothesis can be fruitful especially when prior research is inconclusive, scarce or contradictory, in a way that prevents to make clear predictions about a positive or negative link between the two variables but may suggest more operated and complex conditions. Theoretically non-directional hypotheses are concerned not with the direction in which research data will fall, i.e. positive or negative, but instead focus on whether there is a statistically significant association or difference present. For example, an agnostic hypothesis in educational research may be that “motivation has a relationship with academic performance” (where the nature of the relationship, positive or negative, is not specified). Omnibus or non-directional hypotheses are often tested with two-tailed statistical tests to allow for the possibility of effects in either direction, and to keep perspective about biases. This would be particularly pertinent in exploratory research, detailing

pilot studies or fields where theoretical frameworks are under construction. covering the possible outcomes, they lack certain predictive specificity available from directional hypotheses but they allow one to develop without prejudgment and protect against what might become premature assumptions about empirical results. In the end, non-directional hypotheses allow one to take a conservative and methodologically sound approach when exploring relationships for which directionality is not known, making them an important tool in quantitative/qualitative research.

---

### Check Your Progress

---

1. What is a hypothesis?

.....

.....

.....

.....

.....

.....

2. Mention any two characteristics of a good hypothesis.

.....

.....

.....

.....

.....

.....

---

### 13.9 Summary

---

A hypothesis is a tentative prediction or proposed explanation that suggests a relationship between variables. It provides direction to the research process and establishes what the researcher expects to test. A good hypothesis is clear, specific, testable, and based on existing theory or evidence.

Hypotheses may be classified into various types:

- **Null Hypothesis ( $H_0$ ):** Assumes no relationship or difference exists.
- **Alternative Hypothesis ( $H_1$ ):** Suggests a relationship or difference; can be directional or non-directional.
- **Directional Hypothesis:** Predicts the specific direction of the relationship (e.g., increase/decrease).

- **Non-directional Hypothesis:** States a relationship exists but does not specify the direction.
- **Simple and Complex Hypotheses:** Based on the number of variables involved.
- **Associative and Causal Hypotheses:** Based on the nature of the relationship.

Hypothesis formulation is an essential step in designing a research study, guiding data collection, analysis, and interpretation.

---

### 13.10 Exercises

---

---

#### Multiple Choice Questions (MCQs)

---

1. A hypothesis is best described as:
  - a) A proven fact
  - b) A tentative prediction about variables
  - c) An opinion of the researcher
  - d) A statistical tool
2. The hypothesis stating “There is no significant difference between boys and girls in academic achievement” is:
  - a) Alternative hypothesis
  - b) Complex hypothesis
  - c) Null hypothesis
  - d) Directional hypothesis
3. A hypothesis that predicts the direction of the relationship is known as:
  - a) Non-directional hypothesis
  - b) Complex hypothesis
  - c) Directional hypothesis
  - d) Null hypothesis
4. A good hypothesis should be:
  - a) Vague and broad
  - b) Testable and specific



c) Based only on personal beliefs

d) Non-verifiable

5. A hypothesis involving more than two variables is called:

a) Simple hypothesis

b) Complex hypothesis

c) Null hypothesis

d) Directional hypothesis

---

### **Descriptive Questions**

---

1. Define a hypothesis. Discuss its importance in educational research.
2. Describe different types of hypotheses with suitable examples.
3. Explain the difference between null and alternative hypotheses in detail.
4. What are the characteristics of a good hypothesis? Illustrate with examples.
5. Explain how hypotheses are formulated from research problems.

---

### **13.11 References & Suggested Readings**

---

1. Creswell, J. W. (2014). *Research Design: Qualitative, Quantitative, and Mixed Methods Approaches*. Sage.
2. Best, J. W., & Kahn, J. V. (2016). *Research in Education*. Pearson.
3. Cohen, L., Manion, L., & Morrison, K. (2018). *Research Methods in Education*. Routledge.
4. Kothari, C. R. (2004). *Research Methodology: Methods and Techniques*. New Age International.
5. Fraenkel, J. R., Wallen, N. E., & Hyun, H. H. (2019). *How to Design and Evaluate Research in Education*. McGraw Hill.
6. Kerlinger, F. N. (1986). *Foundations of Behavioral Research*. Holt, Rinehart & Winston.

---

## **Unit 14: Characteristics of Good Hypothesis**

---

### **14.1 Introduction**

### **14.2 Learning Outcomes**

### **14.3 Characteristics of a Good Hypothesis: Overview**

### **14.4 Testability: Empirical Verification through Data**

### **14.5 Clarity: Clear and Unambiguous Statement**

### **14.6 Specificity: Precise and Focused Statement**

### **14.7 Relationship with Theory and Research Question**

### **14.8 Summary**

### **14.9 Exercises**

### **14.10 References & Suggested Readings**

---

#### **14.1 Introduction**

---

A hypothesis is a tentative, testable statement that predicts the relationship between variables. In research, especially in quantitative studies, the formulation of a hypothesis plays a crucial role in shaping the direction and structure of the investigation. However, not every hypothesis is scientifically useful. A *good* hypothesis must meet certain essential characteristics that ensure clarity, testability, and relevance to the research problem. A well-formulated hypothesis helps the researcher design the study, determine data collection methods, choose statistical techniques, and interpret results effectively. This unit explains the key characteristics of a good hypothesis and highlights why these features are important for high-quality research.

---

#### **14.2 Learning Outcomes**

---

1. Define a hypothesis and explain its significance.
2. Identify and describe the essential characteristics of a good hypothesis.
3. Differentiate between strong and weak hypotheses.
4. Evaluate whether a given hypothesis is clear, testable, and scientifically sound.
5. Apply criteria for formulating good hypotheses in educational research.

---

### **14.3 Characteristics of a Good Hypothesis: Overview**

---

A hypothesis is the foundation stone of scientific investigation and its a provisional explanation for an observation, or a predictive statement about some relationship among variables. Having a strong hypothesis allows the process of research to be directed on several levels: methodologically, in data collection, and analysis. A good hypothesis plays the role of a bridge between theory and experimentation by being easy to understand and simple to measure. The qualities of a good hypothesis are various and related, and together they form the ideal which any research theoretical approach should attain if it is to produce meaning-oriented, at least partly systematic conclusions. One of these is testability, clarity, specificity and matching to theory and research question. All these properties help to ensure that a hypothesis not only guides research well but also has some value in adding to the overall pool of knowledge in a domain.

Although I didn't break the lap record, it was a good indication. It is important for investigators to conduct a critical review to highlight areas where nothing is known, where information conflicts or diverges, or gaps in current data. An intelligent guess should be based on logical reasoning, evidence-based and theoretically related. It should not be so general as to be unmeasurable, nor so specific that it ignores the subtleties of the research situation. Secondly, a good hypothesis is usually imaginable with respect to potential results and put in such a way that it is open to systematic testing. This is because a hypothesis, if properly formulated, can be so useful that it leads investigators literally "by the nose" from concept formation to taking action and testing at an empirical level.

---

### **14.4 Testability: Empirical Verification through Data**

---

Testability is one of the most important elements of a good hypothesis. Testability refers to the degree a hypothesis can be tested or falsified with data, observation, experiment. Without testability, a hypothesis is mere speculation and does little or nothing to advance knowledge.

A testable hypothesis is formulated in such a way that something can be done to investigate whether it holds true. This evidence also helps to validate or invalidate the hypothesis, thus improving the knowledge about the observed phenomenon. A more important aspect here is the testability of the variables, which necessitates the operationalization that involves defining a variable in terms of what it does or how it is measured. For example, if the investigator posits a relationship between “social support (independent)” and “academic performance (criteria) among college students,” then terms social support and academic performance must be measurable by reliable instruments such as surveys, questionnaires or academic books. The absence of operational definitions would mean that the hypothesis could not be tested, because we wouldn't know how to collect evidence for or against it. Finally, testability requires the hypothesis to be stated in a way that it can logically be proven false. If a hypothesis is formulated in such a manner that no conceivable fact would refute it then it simply cannot fall under the microscope of science and so fails the basic testability criterion.

Empirical support is what scientific method hinges on, for it keeps finding its conclusion rooted in something that you can observe rather than speculate on. Hypotheses that can be tested in too many designs risk always fitting (endless confirmatory power) while those which cannot be tested, rather oddly are not as good; how does one assess them? Are these hypotheses testable with varied empirical designs, including experiments, longitudinal studies, surveys and case-studies)? Design choice varies based on the type of hypothesis and variables. It is at the heart of the testability of a hypothesis and also makes it possible for a hypothesis to lead researchers to evidence-based levels of knowledge that will enable them to arrive at valid and reliable conclusions with regard. An untestable hypothesis is weak not only in the science but also in the data. Thus testability continues to be a hallmark of any hypothesis fit to be considered scientific.

---

### **14.5 Clarity: Clear and Unambiguous Statement**

---

Another necessary attribute of a good hypothesis is clarity. There is an unambiguous and straightforward statement of the hypothesis, which does not leave room for alternative hypotheses. Clarity establishes that the researchers and audience share informed conceptualization of relations between variables, the scope of inquiry, and anticipated results. Unclear or long-winded hypotheses can cause the question of research to become muddled, findings to be misconstrued and the next most effective method is replication. A good hypothesis is written plainly, eliminates jargon unless unavoidable and states the direction or nature of the proposed relationship between variables. Instead of going for a lame one size fits all statement such as “Technology is an extremely important aspect” have a precise hypothesis which brings you to the answer: ” The use of interactive digital tools in the classroom more effectively engages students and leads them to better performance outcomes than traditional teaching. This construct spells out what the independent variable is (use of digital tools), what dependent variables are (engagement and achievement) and the anticipated relationship between the two.

Clarity also makes it easier to operationalize variables. With a well-written hypothesis, scientists can more easily measure and collect data, choose to investigate the right variables, and focus in on the study's design. Additionally, explicit hypotheses facilitate communication with colleagues, reviewers, and collaborators by enable others to comprehend, critique and replicate the study. An unclear hypothesis is susceptible to being misinterpreted, which can lead to a decrease in the internal and external validity of the study. Thus, clarity is not a question of matter of mere style; it is the basic requirement for scientific proof.

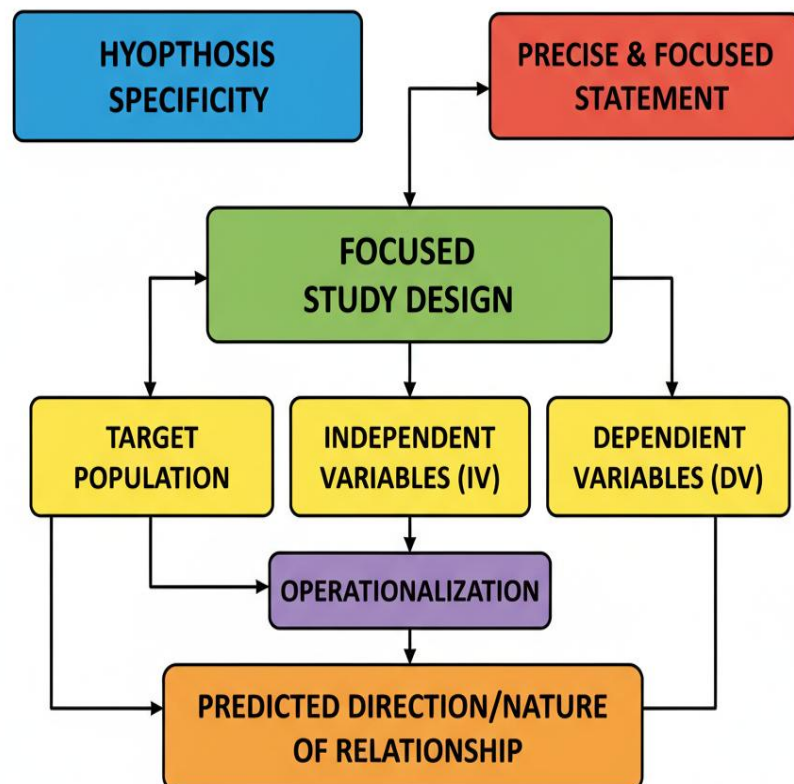
---

### **14.6 Specificity: Precise and Focused Statement**

---

The extent to which a hypothesis is specific, focused and relates to certain variables, contexts or populations. A particular hypothesis also allows for a more focused study, and may help prevent one from being too broad or too general.

Because specificity enables researchers to plan focused studies, and choose appropriate research methods, and specify what the variables are (i.e., how they can be operationalized) or what kinds of variables might work for testing empirically. Being explicit in the population, independent and dependent variables, and predicted direction (or nature) of the relationship, a specific hypothesis prevents "fuzziness". Specifically, instead of testing a general hypothesis like "Stress has an impact on health," we could form the following specific hypothesis: "College students who experience high levels of academic stress are more likely to have sleep disturbances and elevated blood pressure compared with students experiencing low levels." This presentation identifies the target population (college students), key independent variable (academic stress), dependent variables sleep disturbance echo-systolic and diastolic blood pressures, as well as the hypothesized relationship between predictors and outcomes.



**Figure 4: Specificity: Precise and Focused Statemen**

Specificity also contributes to increased research precision and efficiency. By minimizing the scope, scientists can minimize the outside variables that could affect their results, and make it therefore possible to conduct experiments or surveys that specifically test one hypothesis. Furthermore, concrete hypotheses are more testable empirically, interpretable and replicatable, thereby enhancing the accuracy and validity of the results. On the other hand, when a question is too general or vague, results gathered do little for helping to form strong conclusions. Accordingly, specificity is key to ensuring that research goes towards something useful and actionable.

---

#### **14.7 Relationship with Theory and Research Question**

---

The good hypothesis is well linked to the theory as well as the research question. It acts as an intermediate between abstract theoretical notions and empirical exploration. Theoretically, theory gives purpose and direction to one's study by describing the nature and possible relationships among phenomenon. A hypothesis, then, moves these theoretical insights into an empiricizable statement, bridging the gap between intellectual understanding and applied research.

There is also an important relationship between the hypothesis and the research problem. Research questions indicate what a study wants to examine, describe, explain or predict, whereas hypotheses state precise predictions of the results. An appropriate hypothesis closely corresponds to the research question, with this correlation facilitating investigation and analysis. For example, if the research question is “Does the use of collaborative learning strategies increase high school student engagement in science classes?” a parallel hypothesis could be: “High school students who are involved in cooperative learning tasks will participate more in science classes than students taught by the traditional lecture method.” In this process, the hypothesis is operationalized from the research question and becomes bound to observables as well as rooted in theory to make expectations on a relationship between variables.

The link between theory and hypothesis means that the research is not a one-off but contributes to the wider world of scholarship. Research may test hypotheses that are derived from theory in order to either support, refine or challenge existing frames of reference so as to progression of knowledge in the field. In addition, when the hypothesis is now consistent with both theory and study questions there will be an increased methodological consistency in your study as well. It guarantees that research is addressing important gaps, findings are relevant and knowledge gained is both theoretically informed and practically useful.

In summary, writing a good hypothesis is indispensable in research. It entails a careful balance between the testability, clarity and specificity of an analysis, as well as its fit within a theoretical framework and research questions. These characteristics are all intended to enable the hypothesis to actually lead empirical inquiry, produce meaningful and defensible findings, and contribute to accumulated knowledge concerning a topic. A hypothesis that fulfils these criteria is not merely a statement with predictive value, but it forms the keystone for scientific investigation, allowing researchers to investigate, explain and understand complex phenomena in an organized and coherent manner.

### **Check Your Progress**

1. What is meant by a “good hypothesis”?

.....  
.....  
.....

2. Why is testability an essential characteristic of a hypothesis?

.....  
.....  
.....



---

### 14.8 Summary

---

A good hypothesis is a clear, logical, and testable statement that predicts a relationship between variables. It must be rooted in theory or prior evidence and should directly address the research problem. The essential characteristics of a good hypothesis include:

- **Clarity and Simplicity:** The hypothesis should be written in simple, unambiguous language.
- **Testability:** It must be possible to test the hypothesis through empirical data.
- **Specificity:** The variables and expected relationship should be clearly defined.
- **Theoretical Grounding:** A good hypothesis is based on existing theory, research, or logical reasoning.
- **Consistency:** It should be logically coherent and aligned with known facts.
- **Empirical Verifiability:** Data should be able to support or refute the hypothesis.
- **Predictive Power:** A hypothesis should show what the researcher expects to find.

These characteristics ensure that the hypothesis contributes to rigorous, meaningful, and scientifically valid research. A strong hypothesis guides the research design, helps define variables, and supports accurate analysis.

---

### 14.9 Exercises

---

#### A. MCQs

1. A good hypothesis must be:
  - a) Vague
  - b) Testable
  - c) Based on personal belief
  - d) Non-specific

2. Which of the following ensures clarity in a hypothesis?
  - a) Use of complex terms
  - b) Uncertain predictions
  - c) Clear definition of variables
  - d) Lack of evidence
3. The characteristic that allows a hypothesis to be checked using data is called:
  - a) Reliability
  - b) Predictability
  - c) Verifiability
  - d) Simplicity
4. A hypothesis based on existing theories reflects:
  - a) Theoretical grounding
  - b) Ambiguity
  - c) Personal assumption
  - d) Random prediction
5. A hypothesis that predicts a specific relationship is:
  - a) Non-testable
  - b) Directionless
  - c) Clear and specific
  - d) Unverifiable

### **Descriptive Questions**

1. Define a hypothesis. Discuss the essential characteristics of a good hypothesis.
2. Explain why clarity and testability are important for a hypothesis.
3. Describe the role of theoretical grounding in formulating a hypothesis.
4. Explain how specificity strengthens a research hypothesis.
5. Differentiate between strong and weak hypotheses with examples.

---

### **14.10 References & Suggested Readings**

---

1. Kothari, C. R. (2004). *Research Methodology: Methods and Techniques*. New Age International.

2. Kerlinger, F. N. (1986). *Foundations of Behavioral Research*. Holt, Rinehart & Winston.
3. Creswell, J. W. (2014). *Research Design: Qualitative, Quantitative, and Mixed Methods Approaches*. Sage.
4. Best, J. W., & Kahn, J. V. (2016). *Research in Education*. Pearson.
5. Cohen, L., Manion, L., & Morrison, K. (2018). *Research Methods in Education*. Routledge.
6. Fraenkel, J. R., Wallen, N. E., & Hyun, H. H. (2019). *How to Design and Evaluate Research in Education*. McGraw Hill.
7. McMillan, J. H. (2016). *Educational Research: Fundamentals for the Consumer*. Pearson.

**Answer**

**1 – b, 2 – c, 3 – c, 4 – a,**

**5 – c**

---

**BLOCK 4**  
**VARIABLES & SAMPLING**  
**Unit 15 : Population and Sample**

---

**STRUCTURE**

**15.1 Introduction**

**15.2 Learning Outcomes**

**15.6 Relationship between Population and Sample**

**15.7 Purpose of Sampling in Educational Research**

**15.8 Advantages of Sampling over Complete Enumeration**

**15.9 Summary**

**15.10 Exercises**

**15.11 References and Suggested Readings**

---

**15.1 Introduction**

---

In educational research, understanding the concepts of *population* and *sample* is essential for designing a scientifically valid study. A **population** refers to the complete group of individuals, events, or objects that the researcher is interested in studying. However, studying an entire population is often impractical due to limitations of time, cost, and accessibility. Therefore, researchers select a **sample**, which is a smaller, manageable subset of the population that represents its characteristics. Sampling allows researchers to make reliable generalizations about the population when proper sampling techniques are used. This unit discusses the meaning, importance, and relationship between population and sample in research, along with their role in ensuring accuracy and generalizability.

---

**15.2 Learning Outcomes**

---

1. Define the concepts of population and sample in educational research.
2. Differentiate between target population and accessible population.
3. Explain the purpose of sampling in research.
4. Understand the characteristics of a good sample.
5. Apply the concepts of population and sample in designing research studies.

---

### 15.3 Concept of Population in Research

---

In research, specifically in educational research, population is a fundamental variable. The population is the complete collection of all participants, items or data points that meet a certain criterion and are therefore considered to be relevant for the research project. The general population can be considered in broad sense or limited according to the aim of study. For example, understanding academic performance of high school students in a city, if t-statistics are extracted from each student, may involve an entire student population enrolled in all the recruiting high schools within that particular city during a particular time period. And population can refer not only to humans, but also to objects, events, behaviors or some other phenomena that is measurable in relation to the research issue under investigation. Understanding the limits and nature of a population is critical to ensuring that research findings are valid and generalizable.

Researchers need to be explicit about who the population is if not there can be unreliable results and incorrect far-reaching. In educational research, populations are commonly heterogeneous and subgroups differ in terms of, for example: age, gender, socio-economic status or academic ability. This diversity may affect outcomes and interpretation of the study, hence it should be considered when designing studies. Also, the number of individuals in populations can be finite or infinite.

A finite population is one that has a known number of elements, like the universe of teachers in a school district; an infinite population is not bounded by unlimited potential different populations, for example all responses over time to a standardized examination from students. It is therefore important to describe the nature of the population in order to decide what methodology, sampling strategy and methods of data analysis will be appropriate.

---

### 15.4 Definition and Types of Population

---

The concept of a "population" has been defined by many scholars in research methodology. A population is typically defined as the complete set of people, objects or things that possess one or more common characteristics, which is of interest to the researcher. It is a full set which constitutes the basis of reference, from which conclusions and intension are drawn. The population must be defined using criteria that determine inclusion, such as specific attributes, a time period or range, and/or geographic location. This exact definition also means clarity and it decrease the possibility for selection bias or that the results can be misinterpreted.

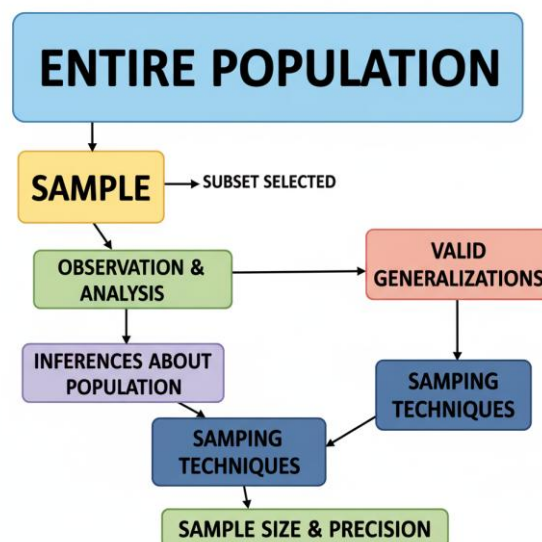
Research populations can be broadly differentiated as outlined elsewhere, and they are mainly categorized according to the qualities shared by their units. One popular is finite vs infinite populations. By a finite population we mean simply one whose members can be counted or listed. For instance, the population can be all schools in a district or all students belonging to a certain grade for a given year. Infinite populations are on the other hand conceptual but also unlimited, as would be for instance all the possible results of students' cognitive scores if they had to undergo repeated testing or were measured on an entirely different teaching approach. Another dichotomy is:- target vs accessible populations. The target population is the entire set of individuals to which generalizations will be made based on study data, and the accessible population is the portion of the target population to which the researcher has reasonable access for data collection. However, in practice researchers frequently study the available population, which is a proxy for the larger target population particular due to time and resource constraints or geographical distance.

Cohorts may also be homogenous or heterogeneous. It can be described as the characteristics to be relatively similar among group members for homogeneous population and significant variability in the group members for a heterogeneous population. The understanding of the character of a population is important for researchers to decide which sampling procedure should be used, since it makes effective evidence that sufficiently represents the target.

## 15.5 Concept of Sample in Research

Although examining the entire population is desirable, in practice it may not be possible. Here is where the notion of a sample becomes interesting. A sample refers to the subset of the population that is selected for observation and analysis, and it may be used to estimate smaller populations. The sample serves as a manageable and practical substitute which permits the researcher to make generalizations or inferences about the population without having to examine every single unit. On-site sampling is an efficient compromise among the feasibility of research, cost and time, while keeping high scientific standards.

It must be noted that the notion of sample is closely related to that of representativeness. The characteristics of the sample should be similar to that of the population for generalisation. Conclusions based on biased and unrepresentative samples may be invalid or inappropriate. Hence, considerable effort is made by investigators to define the sampling criteria and apply suitable sampling techniques to increase representation. Sample sizes depend on the study design, population size and desired precision of results. Estimates will tend to be more accurate with those estimates that have a higher sample size, assuming average sample accuracy.



**Figure 1: Concept of Sample in Research**

In studying education, samples can be taken of students, teachers, schools, educational programs and materials, depending upon the particular research problem. For example, a rare set would be one that samples only a subset of classrooms in some schools for the case study of an investigation on the effectiveness between teaching practices rather than sampling all such settings. This purposive sampling will give a representative sample of the population in their diversity for social strata and geographical location, increasing external validity of our research.

---

### **15.6 Relationship between Population and Sample**

---

The relationship between population and sample is extremely important in research methodology. The population comprises the entire universe of interest, while the sample represents a sufficient subpopulation from which data is actually obtained. The ultimate aim of sampling is to draw conclusions about a population using what we learn from the sample. This relationship might best be thought of as a continuum, with the theoretical extremum being determined by ‘population’ and the empirical creating contact for analysis within ‘sample’.

A good sampling quality properly captures variability, trends, and distributions of the population. This is done by means of statistical methods so that the estimates for the sample can be generalized to its population with a certain level of confidence. The quality of the resultant relationship also depends on sampling strategy, sample size, and homogeneity or heterogeneity of the population. In a nonhomogeneous population, for example, it may be desirable to stratify in order to maintain the relationship between the sample and the population (i.e., that every part of the population is represented by some part of the sample).

This can be especially important in educational research, where populations are relatively heterogeneous with respect to learning types, socio-economic strata and academic achievement. An inappropriate sample with respect to these two dimensions has the potential to draw false conclusions.



As such, investigators thoughtfully craft sampling plans so that the sample accurately reflects a population's composition. Knowledge of this relationship enables researchers to a priori defend the sample size, design and selection criteria, thereby enhancing overall trust-worthiness of the study results.

---

### **15.7 Purpose of Sampling in Educational Research**

---

Sampling has various roles in educational research, such as enhancing feasibility, accuracy and efficiency. One key purpose is practicality. Examining the whole population can be unfeasible for reasons of time, money and access. The sample allows the researcher to concentrate on a more contained manageable group of subjects while not sacrificing quality for findings. It allows large studies to be viable, but also that you can still make meaningful conclusions.

Sampling is also carried out for the purpose of cost. It is commonly too costly to investigate each and every element of a population, especially in educational contexts where resources like access to classes, teacher disclosure and student cooperation have monetary or resource demands. Through sampling, researchers can run large experiments and concentrate resources where they are most effective, on the subset of the data that yields useful insights. Sampling also permits more rapid data collection and analysis to guide decision-making and policy recommendations in educational settings.

Moreover, sampling increases the precision and consistency. And when they're done right, you can get results from a sample that are not just "statistically significant" but also generalizable to the population. Statistical procedures as confidence interval estimation and hypothesis testing are based on sample data to provide researchers with inferences characterized by a known precision. Sampling in educational research is also used to facilitate comparative studies. For example, in a comparison of two styles of instruction at two schools, if researchers could sample the classrooms that best represented their respective school environments rather than being forced to measure every student this would allow them keep the study more efficient and statistically sound.

---

### **15.8 Advantages of Sampling over Complete Enumeration**

---

Sampling has several advantages over a census, or complete enumeration. The first is a time-efficiency factor. Sampling requires much less time than investigating the whole population, enabling studies to be completed faster and researchers to keep up with an ever-evolving scientific literature. This can be especially important in education research, when school calendar and class schedules place limitations on data collection timeframes. Another advantage is cost savings. A perfect enumeration is frequently expensive, both in money and manpower, transportation, and materials and staff. Samples are cheaper and easier, so that research becomes feasible and practical while still remaining accurate. Sampling has the additional advantage of reducing data management problems, since it can be unwieldy to handle, process and analyse data from very large populations. Smaller datasets are easier to handle and let researchers concentrate on quality and accuracy, rather than size. Sampling in other situations provides improved accuracy and reliability. Data collection often takes place on a large scale, which means it is vulnerable to errors and omissions of reliability. And by focusing on a well-selected sample, investigators can work to keep data quality high and evidence clean. In addition, sampling provides flexibility in the research design. Different sampling methods such as random, stratified, cluster or systematic can be used by researchers to handle specific research questions as well as control variation and guarantee representativeness. On the other hand, a complete enumeration has perhaps less flexibility in this regard and also may be infeasible when populations are large or widely scattered. Lastly, sampling facilitates ethical issues in educational research. Obtaining the consent from every member of a population may lead to concerns about privacy or interfere with everyday school life. Sampling reduces the inconvenience and ensures responsible research with substantive insights. Together, these benefits explain why using sampling is the better choice for the majority of educational studies, striking a useful balance between what is feasible, compared to accurate and ethical.

---

### Check Your Progress

---

1. What is meant by a population in research?

.....

.....

2. Define a sample and explain its purpose.

.....

.....

---

## 15.9 Summary

---

A population includes all individuals or elements that share common characteristics relevant to a research study. It may include students, teachers, schools, records, or events depending on the focus of the investigation. Since studying an entire population is not always feasible, researchers select a sample—a smaller group that represents the population. A good sample must be representative, adequate in size, unbiased, and selected using appropriate sampling techniques. Proper sampling enhances the accuracy of the study and allows the researcher to generalize findings to the larger population. Understanding the relationship between population and sample is fundamental to designing valid and reliable educational research.

---

### 15.10 Exercises

---

1. A population in research refers to:
  - a) A small group of selected participants
  - b) All individuals relevant to the study
  - c) Only the sample chosen
  - d) Irrelevant subjects
2. A sample is:
  - a) The entire population
  - b) A subset of the population
  - c) The hypothesis of the study
  - d) A type of variable

3. The group from which the researcher can realistically collect data is called:
  - a) Target population
  - b) Accessible population
  - c) Universal population
  - d) Random population
4. A good sample must be:
  - a) Biased
  - b) Too small
  - c) Representative
  - d) Undefined
5. Sampling is essential because:
  - a) Populations are always small
  - b) It increases time and cost
  - c) It makes research manageable
  - d) It avoids generalization

---

### **Descriptive Questions**

---

1. Define population and sample. Discuss their importance in educational research.
2. Explain the difference between target population and accessible population with examples.
3. Describe the characteristics of a good sample.
4. Why is sampling necessary in research? Discuss with suitable reasons.
5. How do population and sample influence the generalizability of research findings?

---

### **15.11 References and Suggested Readings**

---

1. Best, J. W., & Kahn, J. V. (2016). *Research in Education*. Pearson.
2. Kothari, C. R. (2004). *Research Methodology: Methods and Techniques*. New Age International.
3. Creswell, J. W. (2014). *Research Design: Qualitative, Quantitative, and Mixed Methods Approaches*. Sage Publications.

**Answer - b) , b) , b) , c) , c)**

---

## **Unit 16: Characteristics of Good Sample and Sampling Techniques**

---

### **STRUCTURE**

#### **16.1 Introduction**

#### **16.2 Learning Outcomes**

#### **16.3 Characteristics of a Good Sample**

#### **16.4 Representativeness in Sampling**

#### **16.5 Adequacy of Sample Size**

#### **16.6 Freedom from Bias in Sample Selection**

#### **16.7 Overview of Sampling Techniques**

#### **16.8 Classification: Probability and Non-Probability Sampling**

#### **16.9 Summary**

#### **16.10 Exercises**

#### **16.11 References & Suggested Readings**

---

### **16.1 Introduction**

---

Sampling is an essential component of educational research, as it enables the researcher to study a small portion of a population and draw conclusions about the entire group. A good sample ensures that the findings of a study are valid, reliable, and generalizable. The quality of any research largely depends on the nature of the sample and the sampling techniques used. This unit explains the characteristics of a good sample and provides an overview of the major sampling techniques used in educational research.

---

### **16.2 Learning Outcomes**

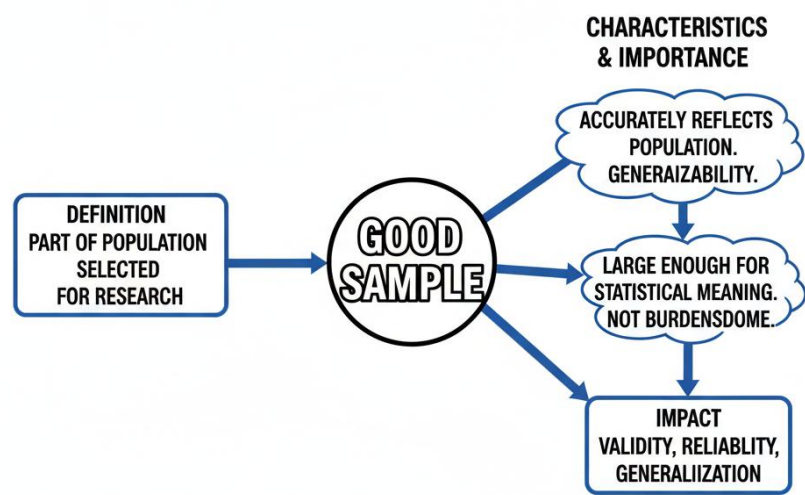
---

1. Define a sample and understand its role in research.
2. Explain the essential characteristics of a good sample.
3. Differentiate between probability and non-probability sampling techniques.
4. Describe major sampling techniques and their applications.
5. Select appropriate sampling techniques based on research needs.

**16.3 Characteristics of a Good Sample**

A sample is a part of the population selected for research. The good taste of a sample is important as it has its impact on the validity, reliability and generalization of the research evidence. The importance of a good sample

One of the basic properties that make a sample or study ‘good’ is representativeness, i.e. to accurately represent what is in the population from which the sample was taken. This statistic confirms the generalizability of the results with a high level of confidence. Adequacy in size is another important feature. A sample needs to be large enough to make it representative of the population, and thus produce statistically meaningful information, but not so large that data gathering becomes unnecessarily burdensome or expensive.



**Figure 2: Characteristics of a Good Sample**

Together with representativeness and size homogeneity and heterogeneity are also characteristics of a sample that are directed by the research objective. For example, if focusing on a special subgroup, it is homogeneous to have the sample achieve what is characteristic for that group and heterogeneous when general population statistics are being surveyed. Randomness or equal chances is one of the most important things, however. It is advantageous to be able to generate an unbiased sample so that each member of a population has an even chance of being selected and thereby avoiding any potential for biased or false information. Other practical aspects, such as access and practicality, are also important – you must be able to get a hold of the sample so it can satisfy these requirements without becoming an unwieldy or inappropriate one. The ethical issues, such as ‘informed consent’, and ‘volunteer participation’ are the characteristics of a good research sample to maintain professionalism on the part of the researcher.

---

#### **16.4 Representativeness in Sampling**

---

The quality of sampling is the characteristic of representative sampling. This is the degree to which relevant aspects of all targets are represented in the sample. Without representativeness, inferences based on the research would be wrong or harmful. A strict consideration of the population’s demographic, social and economic correlates is always necessary in order to obtain a representative sample. For example, in an urban education study, the sample would need to consist of students from varying income bands, age ranges and types of schools to make claims about a broader population of urban students.

In order to achieve representativeness, researchers frequently sample in a stratified manner by partitioning the population based on some levels (strata) into which the population units naturally fall and taking samples from these strata in proportion to their size. This guarantees that all relevant subgroups are included in the sample. Furthermore, the idea of proportionality is crucial in representativeness. The proportion of different population characteristics within the sample should be similar to what it is in the population. When proportionality is violated, systematic errors or bias may occur in the study results.

Representativeness ultimately impacts the external validity of a study, or the extent to which findings can be applied beyond the individuals who were sampled. As such, scientific inquiries need to be careful while conceptualizing their sampling strategy aiming for the highest possible level of representativeness without losing a desired level of independence from bias that could undermine research validity and trustworthiness.

---

### **16.5 Adequacy of Sample Size**

---

The sample size is particularly important in research design, as a proper sample enhances the validity and significance of study findings. If the sample size is too small, it might not represent population variability resulting in sampling error and limited generalization. On the other hand, an overly large sample could lead to inefficient use of resources and overly complicated data analysis. The desired sample size is influenced by a number of factors such as the population size, variability of measurements within the population, confidence level desired and the margin of error that can be tolerated.

Statistical formulae and tables are commonly used to estimate the minimum sample size for reliable results. For example, in quantitative research as the sample size increases the standard error decreases increasing the precision of population estimates. However, pragmatic factors including time, cost and availability of participants will also shape the final sample size. Rigour is measured in qualitative research by saturation, the point at which no new information or enlightenment arises from collecting additional data. Accordingly, statistical criteria in quantitative research are directed towards a target given by range of size; coverage is not sufficient. In the end it comes down to getting research on a sizeable enough scale to have credible, meaningful and action-able findings.

---

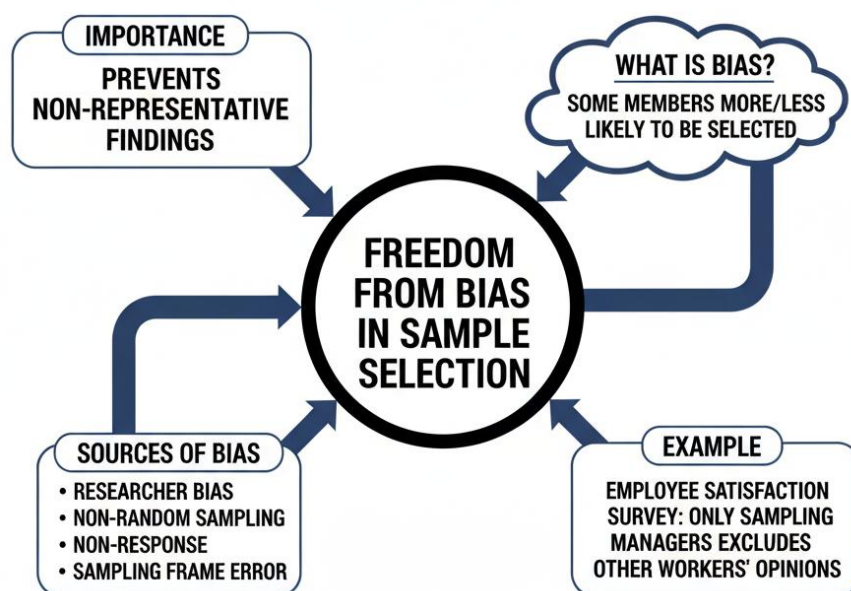
### **16.6 Freedom from Bias in Sample Selection**

---

Freedom from bias is clearly one of the most important attributes of a good sampling process.



Bias is introduced when some members of the population are more or less likely than others to be let into the sample, potentially leading to nonrepresentative research findings. Bias can be introduced from the variety of sources including researcher bias, non-random sampling procedure, non-response or error in sampling frame. Take an employee satisfaction survey: If you only sample employees from a company's managerial positions, they won't represent the opinions of all workers.



**Figure 3: Freedom from Bias in Sample Selection**

To control for bias, researchers use randomization and systematic sampling methods that don't give any one group in the population a better chance at being selected than another. Blinding, stratification and careful establishment of sampling frames are some measures which contribute on to minimize biases and make the sample more valid.

It is important to consider nonresponse bias in survey research; differences between respondents and nonrespondents can affect findings. Further, self-selection bias (the fact that participants are volunteers or more motivated than the general public) may limit the ability to generalize from study findings. Freedom from bias demands careful planning, clear methods, and ongoing vigilance during data collection to ensure that standards of integrity are upheld and the validity is beyond question..

---

### **16.7 Overview of Sampling Techniques**

---

Sampling methods are the procedures to choose some sample from a population that is being studied. They can be overall grouped into probability-based and non-probability samples, each having its specific advantages, disadvantages and scope. Probability sampling, in which members of the population have an equal chance of being sampled, enables estimates of sampling error and generalizability to be made. Probability sampling methods are simple random sampling, systematic sampling, stratified sample and cluster sample. In simple random sampling, each member of the population is equally likely to be selected; systematic sampling involves selecting participants according to a prearranged interval. Stratified (strata are parts of a whole population) sampling divides the population into subgroups, or strata that are more homogeneous with respect to the characteristic of interest and then chooses proportionate samples from each subgroup to ensure it's representative as possible, Cluster (clustered elements) Sampling is where larger natural groups might occur in a geographical area or other aggregation but smaller geographic units are less convenient.

Non-probability sampling does not rely on random selection and is usually applied when probability sampling is not feasible or when exploratory aspects are the focus of the research. Non-probability sampling methods include convenience sampling, judgmental or purposive sampling, quota sampling and snowball sampling. Bias may be introduced with such methodologies, however are useful in qualitative research, pilot studies or where it is difficult to recruit participation.

Selection of an optimal sampling approach is a function of the research objectives, population nature, resource constraints and desired precision. Proper use of sampling methods ensures the trustworthiness, validity and feasibility of an investigation.

---

### **16.8 Classification: Probability and Non-Probability Sampling**

---

Sampling can be broadly categorized into 2 main types- probability and non probability sampling, each type serves different kind of research purpose. It is a scientifically sound way to sample a population, but one of the most difficult methods of sampling. This category is most applicable for quantitative studies where generalizability to the population is important. Probability sampling techniques include simple random sampling, where participants are selected randomly; systematic sampling, in which selection is based on a fixed interval; stratified sampling to guarantee representation of all important subgroups; and cluster sampling, based on the random selection of clusters rather than individuals. The most important feature of probability sampling is the (potential) ability to compute "margin of error, which increases the statistical validity to generalize research results.

Non-probability sampling, on the other hand, does not involve chance but rather is based on the judgment of the researcher or some emerging criterion. This is the type that is often popular in qualitative research, exploratory studies and where it's hard to reach the population. Non-probability sampling approaches include convenience sampling, where the researcher uses easily available readily willing subjects; judgmental/purposive samples whose selection is based on predefined criteria relevant to study objectives; quota-based sampling, where a prescribed number of participants with specific characteristics are non-randomly recruited and snowball sampling whereby existing individuals become responsible for recruiting further individual respondents often for 'elusive' populations. Although the lack of probability sampling may pose limitation to generalizability, non-probabilistic sample provides flexibility, efficiency and depth for generating rich contextual data.

It is important to appreciate the pros and cons, as well as when each method should or should not be used, when designing substantive research so that reliable results are obtained.

---

**Check Your Progress**

---

1. What is meant by a representative sample?

.....  
.....  
.....  
.....

2. Mention any two characteristics of a good sample.

.....  
.....  
.....  
.....

---

**16.9 Summary**

---

A good sample is critical for ensuring the accuracy and generalizability of research findings. A sample must be representative, unbiased, adequate in size, and selected systematically. Representative sampling ensures that the characteristics of the population are reflected in the sample.

Sampling techniques are broadly classified into probability sampling and non-probability sampling. Probability sampling gives every member of the population an equal chance of being selected, ensuring higher accuracy and objectivity. Common probability sampling techniques include simple random sampling, stratified sampling, systematic sampling, and cluster sampling.

Non-probability sampling does not provide equal chances of selection to all members. Instead, the selection is based on convenience, judgment, or specific criteria. Common non-probability techniques include convenience sampling, purposive sampling, quota sampling, and snowball sampling.

Choosing an appropriate sampling technique depends on research objectives, population characteristics, available resources, and time constraints. Proper sampling enhances the validity, reliability, and scientific rigor of the research.

---

**16.10 Exercises**

---

1. A good sample must be:
  - a) Biased
  - b) Representative
  - c) Convenient
  - d) Very small
2. Simple Random Sampling belongs to:
  - a) Probability Sampling
  - b) Non-Probability Sampling
  - c) Mixed Methods
  - d) None of the above
3. Purposive Sampling is based on:
  - a) Chance selection
  - b) Researcher's judgment
  - c) Large population
  - d) Lottery method
4. Systematic Sampling selects samples:
  - a) Randomly without intervals
  - b) Using the k-th interval
  - c) Based on convenience
  - d) From hidden populations
5. Snowball Sampling is best suited for:
  - a) Easily accessible populations
  - b) Rare or hard-to-reach populations
  - c) School children
  - d) Office workers

### Descriptive Questions

1. Discuss the essential characteristics of a good sample.
2. Explain in detail the various probability sampling techniques.
3. Describe non-probability sampling methods with suitable examples.
4. What is sampling error? How can it be minimized?
5. Explain the criteria for selecting an appropriate sampling technique in educational research.

---

### 16.11 References and Suggested Readings

---

1. Best, J. W. & Kahn, J. V. (2016). *Research in Education*.
2. Cohen, L., Manion, L., & Morrison, K. (2018). *Research Methods in Education*.
3. Creswell, J. W. (2014). *Educational Research: Planning, Conducting, and Evaluating Quantitative and Qualitative Research*.
4. Kothari, C. R. (2012). *Research Methodology: Methods and Techniques*.
5. Kerlinger, F. N. (2000). *Foundations of Behavioral Research*.
6. Sidhu, K. S. (2011). *Methodology of Research in Education*.
7. Pandey, K. P. (2005). *Educational Research*.

Answer - b) , a) , b) , b) , b)

---

## **Unit 17: Probability Sampling Techniques**

---

### **STRUCTURE**

#### **17.1 Introduction**

#### **17.2 Learning Outcomes**

#### **17.3 Concept of Probability Sampling**

#### **17.4 Simple Random Sampling: Methods and Procedures**

#### **17.5 Systematic Sampling: Selection Process**

#### **17.6 Stratified Random Sampling: Proportionate and Disproportionate**

#### **17.7 Cluster Sampling: Characteristics and Application**

#### **17.8 Advantages and Limitations of Probability Sampling Techniques**

#### **17.9 Summary**

#### **17.10 Exercises**

#### **17.11 References & Suggested Readings**

---

### **17.1 Introduction**

---

Probability sampling refers to sampling techniques in which each member of the population has a known and non-zero chance of being selected. These methods rely on randomization, making the sample more representative and the results more generalizable to the entire population. Probability sampling is essential in large-scale surveys, experimental research, and studies where accuracy, objectivity, and external validity are critical. By minimizing selection bias and ensuring equal opportunity for inclusion, probability sampling provides a scientific basis for drawing conclusions about the population.

---

### **17.2 Learning Outcomes**

---

1. Define probability sampling and explain its importance in research.
2. Identify and describe major types of probability sampling techniques.
3. Understand the steps involved in each sampling method.

4. Distinguish between probability and non-probability sampling.
5. Select appropriate probability sampling techniques for different research contexts.

---

### **17.3 Concept of Probability Sampling**

---

This is a key concept in the methodology of research, and stands for the methodological process whose result is to select sample members from larger populations by including each member at a certain known probability. The basis of this methodology is randomness and representativeness, which facilitates the adoption of sample results to the whole population with a certain degree of precision. The fundamental premise of probability sampling is to minimize the bias in samples and deliver a basis for statistical generalisation. This enables researchers to estimate population parameters, sampling errors and confidence levels, by applying statistical formulas based on the probability of selecting elements for a sample. This is in sharp contrast with non-probability sampling, where the selection of units is subjective or convenient and often yields biased or unrepresentative results.

Probability sampling is widely used in quantitative research, including social science, education, marketing research and public health to provide generalisations that are valid so that accurate, reliable statistical inferences can be made from the sample to the population. The advantage of using probability sampling is that it generates a sample which resembles the population, making data collection an unbiased process, enhancing confidence in research results and enabling a concrete methodological justification for comparisons with similar work in the future. In addition, it is only with probability sampling that researchers are able to estimate the sampling errors necessary for computing confidence intervals, performing hypothesis tests, and ultimately drawing reasonable inferences from empirical data. The objectivity in research selection becomes more stronger because of the use of randomization techniques, reduces bias and helps to conduct



ethically acceptable research by allowing equal representation for all the groups in a population.

---

#### **17.4 Simple Random Sampling: Methods and Procedures**

---

Simple (or unplanned) random sampling: is the most elementary of all probability sampling designs and is defined as a method where each member of the population has an equal and independent opportunity to be selected in the sample. This approach is sometimes thought to represent the superior sampling technique, for its simplicity and ease of understanding as well as statistical legitimacy.

Several processes can be used to carry out simple random sampling consisting of lottery method and random number method. In the lottery technique, researchers provide each element in the population with a number and then draw elements from some type of receptacle such as a basket or use a random-selection program. The random digit method selects numbers to the various population units and from these identifies a sample by generating a series of random number utilizing stochastic process tables, computer algorithm or indeed any other way to generate his random numbers.

The steps involved in carrying out a simple random sample are to establish the population, spontaneous attribute-ethically list all members of the population in an organizing frame, calculate desired sample size based on the research goals and some other statistical computations as well as select sample at random. One of the primary benefits that simple random sampling has over other methods is its statistical efficiency, as one can use standard formulas for estimates, variances and confidence intervals.

But it needs a full and accurate frame, what in big or spread populations may be difficult to realize. Furthermore, the approach can be highly successful in homogenous populations, yet not as efficient when diverse population entities exist since it overlooks the stratification and subgroup nature.

One can also argue that it is a trade-off for solid methodological properties in other cases (see e.g., Groves et al. 2009:90) Additionally, despite the limitations there are strong practical reasons for simple random sampling in survey research and experimental studies as sampling process that are due to a combination of simplicity, objectivity, and the theory that underlies probability-based inference A second aspect of consequence likelihood is error avoidance I have repeated the use of this characteristic with respect to each type of data analysis because errors could interrupt any type of analysis.

---

### **17.5 Systematic Sampling: Selection Process**

---

Systematic sampling is a random sampling method and also known as an interval sampling, is similar to simple random sampling but with marked difference. Systematic design for selecting elements in the population of interest are arranged into some order and lists the items by using that order. This technique works especially effectively when a population is ordered in some way, for example, alphabetically, chronologically or geographically. The systematic sampling Start by determining the population and develop a list of all of its elements.

Then the sample size  $n$  desired is obtained, and sample interval  $k$  is calculated as the ratio of total population size by the sample size. Then one selects a random element from 1 to  $k$ , and keeps every  $k$ th element thereafter. That is, if the entire population has 1,000 individuals and a sample size of  $n=100$  is desired, then you would proceed in selecting  $k = 10$  and after randomly choosing one within 1...10 select every 10th individual. Systematic sampling has several benefit, is easy to apply; it's fast no much work since a segment of the population will be chosen.

It works even better for uniformed populations. But, it has a significant drawback which is that if there's any underlying regularity or pattern in the population and this pattern happens at this sampling rate then you're going to sample here and get some sort of non-representative sample of your population.

Nonetheless, despite warnings, systematic sampling is the most popular method of selecting children for educational research, quality control and survey studies (Borgers et al., 2004) because of a convenient compromise between randomization and operational expediency.

---

### **17.6 Stratified Random Sampling: Proportionate and Disproportionate**

---

The process of selecting a sample in which all eligible items are allotted a number, and then these numbers are used to select the sample members. Stratified random sampling is a probability sampling technique in which the target population is first divided into homogeneous subgroups or strata (based on particular characteristics such as age, gender, income, and level of education), and then individuals are randomly selected from within each stratum. Stratification aims to make the sample proportionate to the population with respect to all important subgroups, and as a result allows more precision with less sampling error. There are two kinds of Stratified Random Sampling that we will discuss: 1- Proportionate (or stratification) 2- Disproportionate. In the case of proportionate stratified sampling, an amount proportional to its size in relation to population is taken within each strata. For example, if 60 percent of the population is females and 40% males, then the sample would have that ratio. This preserves the population distribution and enables valid generalization. Disproportionate stratified sampling, by contrast, selects non-proportional sizes of the sample from different strata, which is frequently used to make sure that smaller or important subgroups have enough samples. For instance, an underrepresented minority group that comprises only 5% of the population could be oversampled to achieve sufficient numbers for analysis. The procedural sequence include establishing stratification criteria, dividing by those strata the population and determining sample size for each of the stratum followed by a simple random sampling within each stratum. Stratified random sampling also increases statistical power, minimizes variance and guarantees the representativeness for important subgroups. Particularly useful in social science research, educational studies and epidemiological studies involving multiple comparisons.

But detailed information of the population is needed and the strata needs to be correctly identified which can turn out to be time-consuming and expensive.

---

### **17.7 Cluster Sampling: Characteristics and Application**

---

Cluster sampling is most commonly a probability sampling method in which the population is divided into clusters, or naturally occurring aggregation of people, and a random sample of these clusters is selected, then either all members of each cluster are included in the study (one-stage cluster) or are sampled from by some other method (two stage). While stratified sampling still revolves around obtaining representation of all the subgroups, cluster sampling is more focused on accelerating a study on large populations spread across different localities.

Clusters are typically naturally occurring units, such as schools or villages or hospitals or institutions, which makes this approach useful in field work where obtaining a list of all possible subjects is problematic. Its distinguishing features are the hierarchical structure of the selection combined with its use of naturally existing groups and versatility in dealing with large-scale logistical problems. Cluster sampling is commonly applied in educational research for school-based surveys, public health for community assessments, and market research for geographic analysis.

Despite its cost and time effectiveness, cluster sampling could yield higher sampling error rates than simple random or stratified sampling because of the intra-cluster homogeneity that may cause variability to be diluted. Researchers typically make statistical corrections, including by design effects, for this constraint.

In spite of the limitations, cluster sampling is a very useful method in situations where it is not practical to sample individual level data (18), and can also be successful in obtaining large-scale data in an effective way without neglecting probability-based selection.

### **17.8 Advantages and Limitations of Probability Sampling Techniques**

The various probability sampling designs (simple random, systematic, stratified, and cluster) have several desirable features making them essential for sophisticated research. Strengths One of the main strengths is the possibility to generate representative samples, which allows for generalizing results to the population. These techniques reduce selection bias by randomization and give a strong basis for statistical inference, which permits researchers to calculate sampling errors (or confidence intervals), tests of hypotheses. Furthermore, probability sampling is considered more transparent and consequently replicable in research as the method of selection follows a strict procedure that can be documented. In particular, stratified and cluster sampling methods are flexible and efficient; the former increases precision by subgroup, encouraging selection to represent them differently while the latter helps save survey cost and makes data collection easy from geographically dispersed population. Unlike random sampling, systematic sampling is uniform and easy to implement especially in well-organized populations. But probability sampling is not entirely without fault. The approaches can be expensive and labor intensive as they require complete sampling frame, accurate population estimates, and carefully crafted budget. Simple random and systematic sampling may have limitations that make them impractical for large populations, the use of stratified and cluster sampling requires detailed knowledge on type of strata and intracluster similarities can cause an increase in sampling error. Notwithstanding these obstacles, careful consideration of the design and use of probability sampling techniques allows authors to strike a balance between accuracy and precision on one hand and generalizability on the other, at least in quantitative research across different disciplines. In the end, different probability sampling methods suit different purposes of research, population features, resources available as well as how precise the statistical analyses is and this shows that some methodological rigour is needed when designing empirical studies..

---

### Check Your Progress

---

**1. What is probability sampling?**

.....

.....

.....

.....

**2. Name any two probability sampling techniques.**

.....

.....

.....

.....

---

### 17.9 Summary

---

Probability sampling ensures that every individual in the population has an equal or known chance of being included in the sample. This randomness increases the representativeness of the sample and strengthens generalizability.

Major probability sampling techniques include:

- Simple Random Sampling: Each individual has an equal chance of selection, often using lottery methods or random number generators.
- Systematic Sampling: Selecting every *kth* element from a list after a random starting point.
- Stratified Random Sampling: Dividing the population into homogeneous subgroups (strata) and selecting samples from each.
- Cluster Sampling: Dividing the population into clusters (often geographically) and randomly selecting entire clusters.
- Multistage Sampling: Using two or more probability sampling methods in combination, commonly used in large-scale surveys.

---

### 17.10 Exercises

---

**1. Probability sampling ensures:**

- a) Known probability of selection, b) Researcher's judgment,
- c) Convenience-based selection, d) Subjective sampling

2. Simple random sampling gives each element:
  - a) Equal chance of selection
  - b) No chance
  - c) Only researcher-selected chance
  - d) Stratified chance
3. Selecting every  $k$ th element refers to:
  - a) Cluster sampling
  - b) Systematic sampling
  - c) Purposive sampling
  - d) Snowball sampling
4. Stratified random sampling is used when:
  - a) The population is homogeneous
  - b) The population has subgroups
  - c) Clusters are needed
  - d) Convenience is required
5. Cluster sampling is most appropriate when:
  - a) Population is scattered
  - b) Population is uniform
  - c) Only experts are required
  - d) Sample size is very small

### **Descriptive Questions**

1. Define probability sampling and discuss its major types with examples.
2. Explain the importance of randomization in probability sampling.
3. Describe systematic sampling and discuss its advantages and limitations.
4. What is stratified random sampling? How is it conducted and why is it used?
5. Discuss cluster sampling and explain situations where it is preferable over other methods.

---

### 17.11 References and Suggested Readings

---

1. Kothari, C. R. (2014). *Research Methodology: Methods and Techniques*.
2. Best, J. W. & Kahn, J. V. (2016). *Research in Education*.
3. Creswell, J. W. (2014). *Educational Research: Planning, Conducting, and Evaluating*.
4. Kerlinger, F. N. (2000). *Foundations of Behavioral Research*.
5. Cohen, L., Manion, L., & Morrison, K. (2018). *Research Methods in Education*.
6. Gay, L. R., Mills, G. E., & Airasian, P. (2015). *Educational Research: Competencies for Analysis and Applications*.
7. Sidhu, K. S. (2009). *Methodology of Research in Education*.

**Answer - a) • a) • b) • b) • a)**



---

## **Unit 18: Non-Probability Sampling Techniques**

---

### **STRUCTURE**

#### **18.1 Introduction**

#### **18.2 Learning Outcomes**

#### **18.3 Concept of Non-Probability Sampling**

#### **18.4 Convenience Sampling: Accessibility-Based Selection**

#### **18.5 Purposive Sampling: Judgment-Based Selection**

#### **18.6 Quota Sampling: Proportional Representation**

#### **18.7 Snowball Sampling: Chain-Referral Method**

#### **18.8 Advantages and Limitations of Non-Probability Sampling Techniques**

#### **18.9 Comparison Between Probability and Non-Probability Sampling**

#### **18.10 Summary**

#### **18.11 Exercises**

#### **18.12 References & Suggested Readings**

---

#### **18.1 Introduction**

---

Non-probability sampling refers to sampling techniques in which all members of the population do **not** have an equal or known chance of being selected. The selection of participants is based on convenience, judgment, or specific criteria determined by the researcher.

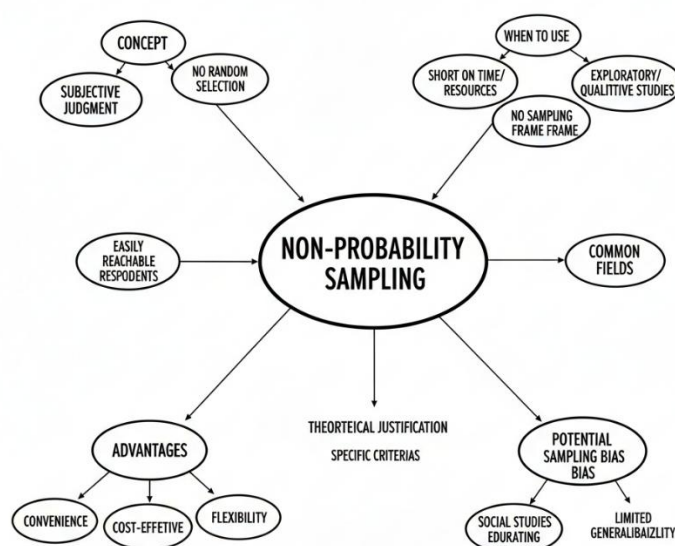
These techniques are widely used in educational, social, and qualitative research where the population is difficult to reach, time is limited, or detailed contextual understanding is needed. Although non-probability sampling may not provide strong generalizability, it is useful for exploratory studies, pilot studies, and in-depth research.

## 18.2 Learning Outcomes

1. Define non-probability sampling and understand its importance in research.
2. Identify major types of non-probability sampling techniques.
3. Explain the characteristics and uses of each technique.
4. Distinguish between non-probability and probability sampling.
5. Select suitable non-probability sampling techniques for specific research situations.

## 18.3 Concept of Non-Probability Sampling

Non-probability sampling, as opposed to the random selection inherent in probability sampling methods, is a basic and common research method. While in probability sampling each member of the population has a known and non-zero chance of selection, in non-probability sampling units are selected on the basis of subjective judgment, convenience or other not exclusively random criteria. One situation in which SM is commonly used is when researchers are short of time, resources or not able to gather a complete sampling frame (a list of all population elements).



**Figure 4: Non-probability Sampling**

Non-probability sample is commonly used in exploratory studies, qualitative studies, pilot studies and when a research question does not seek to generalize the findings to an entire population but rather seeks more insight for specific phenomena, trends or behaviors. The theoretical justification for non-probability sampling is convenience and cost, which permits researchers to obtain data from respondents who are easily reachable or who possess certain criteria relevant to the study. However, while offering the advantage of flexibility this lack of randomness does pose a major problem in terms of potential sampling bias which may serve to detract from the quality and generalisability of results. However, in practical research, non-probability sampling is essential as beforehand information about the phenomenon of interest cannot be acquired at all times to justify the relevant sample size and responding measurement for proper data analysis. Because researchers can strategically select the respondents by certain relevant factors to objective of the research, it is effective to deal with specific research questions effectively and has been broadly used in social studies/education/marketing, etc., for sampling students as well as marketing subjects due to its efficacy.

---

#### **18.4 Convenience Sampling: Accessibility-Based Selection**

---

One of the simplest types of non-probability sampling is convenience sampling, which novice researchers sometimes misunderstand as "simple random sampling." Convenience sampling depends on participants' availability and ease of access, as opposed to probability-based techniques, which provide every member of the population an equal chance of being chosen. This method selects units based less on a formal randomization technique and more on practical considerations. Simply put, researchers select participants who are approachable, cooperative, and available. Because of this, it is frequently employed in exploratory or preliminary research where the primary objective is to gain rapid, preliminary understanding of a phenomenon rather than extrapolating results to a whole population. Convenience sampling's ease and viability are its defining characteristics. It enables researchers to get data quickly, frequently with little funding, because it does not necessitate the creation of an extensive sample frame or the application of randomization techniques.

Because of this, it is especially useful in pilot projects, academic contexts, and situations where time is of the essence. A faculty member might easily survey students who are in their class or at the library, for instance, if they are doing research on how students feel about online learning. Compared to trying to poll a bigger and more demographically or geographically varied student body, this method saves money and time. The similar approach might be used in marketing studies where customers visiting a specific store are asked for their comments, or in health research where patients visiting a specific clinic are surveyed. Convenience sampling is appealing due to its practicality as well as the fact that it allows researchers to test theories, improve tools, or spot new trends before making significant investments in larger-scale research. A small convenience sample, for example, can be used in educational research to assess whether participants find the concepts under investigation compelling or whether the items on a questionnaire are easy to grasp. Prior to using more exacting sample procedures, this procedure aids in improving validity, removing ambiguities, and honing the research instruments. Pilot studies utilizing convenience samples are frequently carried out in the social sciences and psychology to quantify variability, become acquainted with the research setting, or formulate initial hypotheses that can subsequently be put to the test in a more methodical manner. However, convenience sampling's main drawbacks are also explained by the same benefits that make it simple to use. This approach creates a high risk of selection bias since participants are chosen based on availability rather than actual randomization. The diversity of the total population could not be fully reflected in the people who are most accessible. A university professor surveying just students who attend classes in person, for instance, would leave out distance learners or students who don't often visit campus, which would distort the results. Likewise, the results of a consumer preference survey conducted in an urban mall could not accurately reflect the tastes of consumers in rural areas or those with lesser incomes. Therefore, the critique of convenience sampling revolves around the representativeness issue. Some population subgroups, those who are most noticeable, approachable, or eager to participate, may be overrepresented, while others are often left out. Biased estimates, skewed conclusions, and false generalizations may arise from this.

Because convenience sampling tends to reflect people who are already involved or powerful in a system, it may also inadvertently reinforce preexisting social or institutional biases in sociological or institutional studies. An unduly optimistic view of organizational readiness could result from, foreexample, employees who are most excited about adopting technology being more inclined to take part in a poll on digital transformation.

Furthermore, external validity, the degree to which study findings can be extrapolated to different contexts, populations, or eras, is threatened by convenience sampling. The results might not apply to other groups because the sample does not accurately reflect the makeup of the population. Although this restriction does not necessarily render the study worthless, it does necessitate that researchers exercise caution when interpreting their results and disclose the sampling strategy they employed. In their technique, responsible researchers frequently include a section where they specifically acknowledge these constraints, defend their decision to use convenience sampling, and describe their efforts to address its drawbacks. Convenience sampling is still useful in research, especially in the early or exploratory stages, despite its disadvantages. Convenience sampling offers a useful starting point when a study is just getting started and seeks to find patterns, test tools, or create hypotheses rather than validate them. This method enables rich and instantaneous interaction with participants in qualitative research, where depth of knowledge frequently trumps representativeness. Interviewing a convenient sample of teachers, for instance, can yield information on classroom difficulties that can then guide the planning of a more extensive, methodical study.

Researchers frequently use convenience sampling in conjunction with other tactics to increase credibility. Using mixed sampling techniques, such as quota sampling or convenience sampling combined with purposive sampling, is one popular strategy. Purposive sampling increases the convenience sample's diversity by enabling the researcher to specifically include participants who have particular traits pertinent to the study. Conversely, quota sampling guarantees proportional representation of specific groups (e.g., age, occupation, or gender).

To lessen the possibility of situational bias, it is also helpful to gather data in a variety of contexts and at various times. For instance, surveying students from various departments or at various times of the day.

Furthermore, maintaining the validity of studies that employ convenience sampling heavily depends on the researcher's ethical and methodological transparency. Acknowledging that results are based on a non-probability sample, avoiding unjustified generalizations, and discussing how sample characteristics may have affected results are all crucial when reporting results. The research's legitimacy is reinforced by this transparency, which also serves as a roadmap for future researchers who might want to duplicate or build upon the study using more exacting designs.

---

### **18.5 Purposive Sampling: Judgment-Based Selection**

---

Purposeful sampling, also known as judgmental, selective or expert sampling is a type of non-probability sampling where the researcher uses their own judgment when choosing members of a population for a particular study. Purposive sampling is not convenient, it's strategic in a way convenience sampling never is. They do so by focusing on participants who have certain qualities, experiences, or knowledge which is considered crucial for answering the research questions. For instance, if a research project explored small-group instruction affecting children with dyslexia, the researchers could specifically invite teachers and parents who had experience working with similar students as opposed to pick samples at random. Strategic or Purposive sampling serves as a particularly important in qualitative research where depth, richness and context are privileged over statistical generalizability. This approach permits the researcher to concentrate resources on participants who can substantiate their experiences with rich, informative data, enabling a detailed examination of complex phenomena. Nevertheless, purposive sampling inevitably involves subjectivity as choices made with respect to whom to include or exclude are influence by the researcher's point of view (PINCH; HANSEN), presumptions and biases. To minimize these risks, researchers frequently use transparent inclusion and exclusion criteria; report reasons for selection of participants; and make the sampling process as transparent as possible.

Nevertheless, purposive sampling is still a powerful tool for special studies, case studies, ethnographic study or research on hard to reach or rare populations where the depth one dives into understanding from a well-selected sample outweighs the immediacy of statistical representativeness..

### 18.6 Quota Sampling: Proportional Representation

Quota sampling is another structured non probability method that allows you to ensure the sample of your study has a pre-determined percentage degree. Quota sampling Researchers classifying these populations into subgroups, or strata according to a particular characteristic, such as age or social status. Then for each sub-group they work out quotas, that is specific number of respondents from a particular section are to be included in the sample. For example, if a population is 60% female and 40% male, a quota sample may request that 60% of the participants are female, and 40% are male. Quota sampling is very helpful in research where a parallel distribution of certain demography factors is required, as it ensures simplicity and completeness. The approach permits investigators to assess differential patterns of attitudes, behaviors or experiences among different groups or classes without the use of random samples.

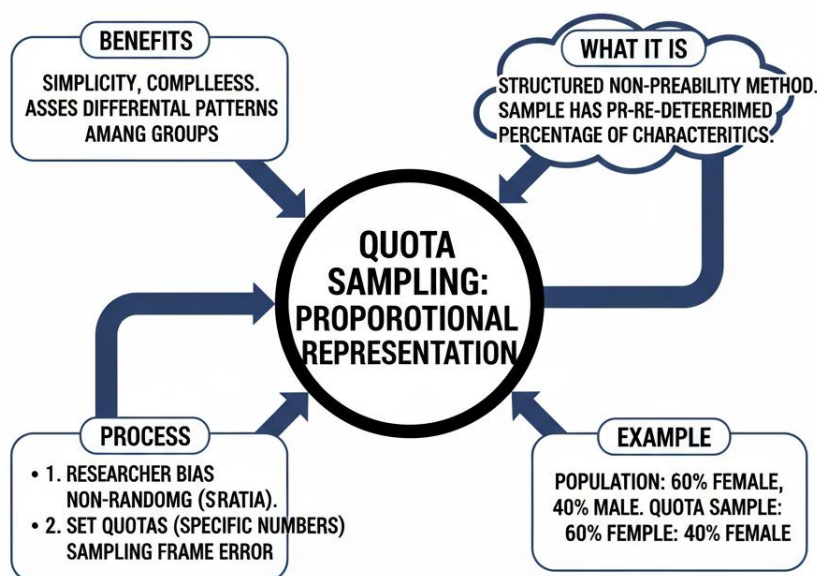


Figure 4.5: Quota Sampling: Proportional Representation

The representativeness of certain characteristics is enhanced by quota sampling, and not all selection bias is removed because members within each section tend to be sampled in a non-random manner, such as by convenience or judgmental methods. As such, results could still be affected by the availability or cooperation of subjects within each sub-group. Quota sampling, however, is useful for conducting surveys, such as public opinion polls and market research where proper representation is necessary to make group comparisons meaningful. Quota sampling achieves a balance between generalizability and practical manageability through a combination of systematic subgroup selection and accessible implementation (nonprobability) sampling.

---

### **18.7 Snowball Sampling: Chain-Referral Method**

---

Snowball sampling, also known as chain-referral sampling, is a non-probability sampling method used especially for locating and studying hidden or hard-to-reach populations. The first participants, also known as “seeds,” are selected using the so-called snowball procedure based on their relevance with respect to the research goals. These participants are in turn requested to refer any ‘eligible’ others within their network, hence snowballed recruitment of the sample. Snowball sampling is commonly used in studies with participants who are hard to reach by traditional sampling methods: minority societies, patients with rare diseases, social networks or subcultures. The approach relies on trust and personal relationships, as it brings researchers high-fidelity information from people they may be unable to otherwise access due to social, geographical or privacy barriers. Snowball sampling is effective at reaching hard-to-reach populations, however it has its limitations. The obtained sample is based on the social network of the initial survey respondents, and may lead to biased or overrepresented values of certain traits or social groups. Furthermore, the procedure could be inadvertently biased against those less connected people who are more socially isolated, so that individuals from other backgrounds were underrepresented in this study. Ethical aspects are also important for this research activity as participants have to provide information about others, inducing privacy and confidentiality issues.



However, used appropriately and ethically, snowball sampling serves as a practicable option for exploratory research, theoretical studies, and efforts to study hard-to-reach populations or those in hiding by providing unique insights that escape other kinds of sampling.

---

### **18.8 Advantages and Limitations of Non-Probability Sampling Techniques**

---

Non-probability sampling presents numerous strengths that render it attractive for a variety of research applications. Its accessibility and convenience is one of its major advantages, as it enables researchers to obtain data for the study in an efficient and economic way without long population lists or randomization process. This is especially beneficial in exploratory work, pilot work and qualitative research, where it is more important to go into depth or context than generalize statistically. Nonprobability samples are also useful to target specific subgroups or individual cases with distinctive characteristics, in order to gain specialized insights on phenomena, behaviors, or experiences. Furthermore, techniques like purposive, quota and snowball sampling offer tailored strategies for tackling the challenges of representation and accessibility in complex or hidden populations. These methods have their own inherent defects which should be taken into account. The main limitation is the risk of selection bias and sampling should be carefully evaluated; without randomization the samples might not be representative, which may lead to biased results with decreased external validity. Subjective biases could be introduced into non-probability sampling, when the judgments of researchers, convenience or participants networking were involved. What is more, statistical inference from non-probability samples is restricted as classic inferential tools rest on random sampling. Ethical and methodological issues, including confidentiality in snowball sampling or over representation of accessible groups in convenience sampling, also need to be considered carefully. Notwithstanding these limiting factors, non-probability sampling is irreplaceable in research settings where access and granularity of knowledge and insight are more urgent than the ability to generalize findings from a statistical point of view.

---

## **18.9 Comparison Between Probability and Non-Probability Sampling**

---

The fundamental difference of the probability and non-probability sampling is central to research methodology and affects the validity, generalizability and interpretability of findings. Probability sampling is characterized by the fact that all elements of the population have a known non-zero probability of being selected. Procedures like simple random sampling, stratified sampling, cluster sampling and systematic sampling facilitate that the sample is representative of a population allowing estimates to be made inferences beyond those individuals sampled. Non-probability sampling is non-random, and thus inherently subjective and less statistically defensible. Techniques such as convenience, purposive, quota, or snowball sampling focus on convenience, accessibility or relevance factors instead of the randomness that may introduce bias and hinder generalization.

Nonetheless, non-probability sampling has its advantages in situations where probability sampling is not feasible, too expensive or even impossible, e.g. exploratory research, qualitative research and studies of phenomena amongst rare or hard-to-reach population. Although probability sampling is the gold standard for large-scale surveys and quantitative studies requiring population-level inference, non-probability sampling offers greater advantage for in-depth exploration in context-specific research underpinned by restricted resources. The choice between the two approaches ultimately will be determined based on research goals, available resources, access to the population of interest, and trade-offs between generalizability and specificity. Practitioners of research frequently "hybridize" probability and non-probability methods to make do with what is feasible while maintaining the integrity of a study. Recognizing these differences, helps them to develop informed methodological decisions, critically appraise findings and provide a clear description of what can and perhaps should not be drawn from their research.

---

### Check Your Progress

---

1. What is non-probability sampling?

.....

.....

.....

2. Name any two non-probability sampling techniques.

.....

.....

.....

---

### 18.10 Summary

---

Non-probability sampling includes techniques in which sample selection is **not random** and does not provide every individual in the population an equal chance of being chosen. These methods are practical, economical, and commonly used in qualitative and exploratory studies.

Major non-probability techniques include:

- **Convenience Sampling:** Selecting participants who are easily available or accessible.
- **Purposive Sampling:** Choosing participants based on specific characteristics or expertise relevant to the study.
- **Quota Sampling:** Selecting participants to represent specific subgroups in predetermined proportions.
- **Snowball Sampling:** Using existing participants to recruit others, particularly useful for hidden or hard-to-reach populations.

---

### 18.11 Exercises

---

1. Non-probability sampling is based on:
  - a) Random chance
  - b) Known probability
  - c) Researcher's judgment
  - d) Systematic intervals

2. Convenience sampling selects participants who are:

- a) Hard to reach
- b) Easily available
- c) Randomly chosen
- d) Stratified

3. Purposive sampling is also known as:

- a) Judgment sampling
- b) Lottery method
- c) Cluster sampling
- d) Systematic sampling

4. Quota sampling ensures representation of:

- a) Whole population
- b) Random groups
- c) Specific subgroups
- d) Equal chance of selection

5. Snowball sampling is mainly used for:

- a) School children
- b) Office workers
- c) Hidden or rare populations
- d) Easily available populations

### **Descriptive Questions**

1. Define non-probability sampling and discuss its major types in detail.
2. Explain the advantages and limitations of non-probability sampling techniques.
3. Describe purposive sampling with appropriate examples.
4. What is snowball sampling? Discuss its procedure and applications.
5. Compare and contrast quota sampling and convenience sampling.

---

### 18.13 References and Suggested Readings

---

1. Best, J. W. & Kahn, J. V. (2016). *Research in Education*.
2. Creswell, J. W. (2014). *Educational Research: Planning, Conducting, and Evaluating*.
3. Cohen, L., Manion, L., & Morrison, K. (2018). *Research Methods in Education*.
4. Kothari, C. R. (2014). *Research Methodology: Methods and Techniques*.
5. Kerlinger, F. N. (2000). *Foundations of Behavioral Research*.
6. Sidhu, K. S. (2009). *Methodology of Research in Education*.
7. Pandey, K. P. (2005). *Educational Research*.

ANSWER – C, B, A, C, C

---

## **Unit 19: Constructs and Variables**

---

### **STRUCTURE**

#### **19.1 Introduction**

#### **19.2 Learning Outcomes**

#### **19.3 Meaning of Construct in Research**

#### **19.4 Meaning of Variable in Research**

#### **19.5 Operationalization: Converting Constructs to Variables**

#### **19.6 Types of Variables: Overview**

#### **19.7 Independent Variable: Predictor or Manipulated Variable**

#### **19.8 Dependent Variable: Outcome or Criterion Variable**

#### **19.9 Extraneous Variable: Confounding Factors**

#### **19.12 References and Suggested Readings**

#### **19.11 Exercises**

#### **19.10 Summary**

---

### **19.1 Introduction**

---

In educational research, understanding constructs and variables is fundamental to designing a meaningful study. A construct is an abstract idea or concept that cannot be directly observed but can be measured through indicators or variables—for example, intelligence, motivation, attitude, creativity, or achievement. A variable is any characteristic or attribute that can take different values among individuals or groups. Variables give measurable form to constructs and allow the researcher to examine relationships, make predictions, and draw valid conclusions. This unit discusses the nature of constructs, their operationalization into measurable variables, and the different types of variables used in research.

---

### **19.2 Learning Outcomes**

---

1. Define constructs and variables in the context of educational research.
2. Differentiate between constructs (abstract) and variables (measurable).
3. Identify major types of variables used in research.
4. Understand how constructs are operationalized into measurable indicators.
5. Explain the importance of variables in hypothesis formulation and data analysis.

---

### 19.3 Meaning of Construct in Research

---

In research, the term “construct” refers to an abstract idea or concept that is specifically devised for scientific inquiry. Constructs are not directly observable or measurable phenomena in the natural world; rather, they represent theoretical notions that researchers seek to understand, describe, or explain through empirical investigation. Constructs serve as the foundation for developing hypotheses, formulating research questions, and guiding the operationalization process in any scientific study. For instance, psychological constructs such as intelligence, motivation, self-esteem, and anxiety are conceptual tools that allow researchers to study human behavior systematically. Similarly, in social sciences, constructs like social capital, civic engagement, and cultural competence provide a framework for examining complex societal phenomena. The development of constructs requires careful conceptual clarity to ensure that the idea is meaningful, relevant, and measurable in a research context. A well-defined construct helps in reducing ambiguity and provides a clear focus for the study, ensuring that the research efforts are directed toward understanding specific aspects of the phenomenon under investigation. Constructs are often derived from existing theories, previous empirical studies, or practical experiences, and they form the conceptual backbone of a research project. Without constructs, research would lack precision, as the study would be grounded only in vague ideas rather than systematic, testable concepts.

The utility of constructs extends beyond merely defining abstract ideas; they also facilitate communication among researchers. When constructs are clearly defined and widely accepted, they provide a common language for discussing phenomena across studies and disciplines. This shared understanding allows for cumulative knowledge building and theoretical development. Moreover, constructs often require differentiation from related or overlapping ideas, which necessitates rigorous conceptual analysis. For example, in educational research, constructs like academic motivation and learning engagement are distinct but closely related.

Researchers must articulate how these constructs differ and how each will be examined in the study. Furthermore, constructs are inherently dynamic and can evolve over time as new evidence emerges or theoretical perspectives shift. This evolution underscores the importance of continually refining constructs to maintain their relevance and accuracy in representing complex human and social behaviors. Ultimately, the concept of a construct is central to research because it bridges the gap between abstract theoretical ideas and empirical investigation, providing a coherent framework for exploring, understanding, and explaining phenomena.

---

#### **19.4 Meaning of Variable in Research**

---

A variable, in research terms refers to an attribute, characteristic or quality that takes on different values or levels among individuals, groups or phenomenon under study. Attribute values are the realizations of concepts and provide the connection between theoretical knowledge and empirical observation. Constructs are abstract, general concepts such as intelligence, motivation and stress. Variables translate the constructs into something specific within the context of a study that can be observed and measured. In short, variables are the concrete empirical phenomena that make it possible for researchers to collect data, detect patterns and test hypotheses. Without the use of variables, research would be purely hypothetical, promoting abstract ways of thinking that cannot be tested by or against observable reality.

Take a study that examines the association between studying habits and academic performance. In this scenario, “study habits” might refer to factors such as hours of study, time spent on review, or how students approach the process of learning. Likewise, “academic achievement” can be defined in the sense of a student’s exam results, grade point averages or assignment completion rates. Study Habits, like academic performance, are variables in that they can be measured, compared and analyzed across different participants in order to test the hypothesis that good study habits result in better educational outcomes.



By operationalizing these variables in a systematic way, researchers are able to translate abstract concepts into palpable patterns of observation, resulting in evidence that is significant and reliable from a scientific standpoint.

Variables serve as the building blocks of research, since they allow researchers to define relationships, differences, and trends among phenomena. They enable scientists to pose testable hypotheses and to inquire into e.g. how differences in one factor are related to differences in another. For example, a public health study might examine how diet affects blood pressure. Here “diet” is some kind of input that comes in a form like low-sodium or high-protein, and blood pressure is another one that can be represented with units (mmHg). From the controlled measurement of these really observed variables within a sample, researchers ascertain either correlations or causes that become (or don't) interventions, policies, predictions or new theoretical advances.

There are several ways of classifying variables and such categorisation is at the heart of designing research, deciding how to measure things and determining which statistical test to use. A frequently employed type of classification arranges variables according to their functions within a study, such as independent, dependent and extraneous or control variables. Independent variables are those that are either manipulated or taken for granted in a study. In a study examining the influence of sleep length on cognitive ability, how long someone sleeps is an independent variable. Dependent variables, meanwhile, are the effects or results that you measure to see whether there is an impact from an independent variable—in this example, mental performance results on memory tests or reaction times. The control variables are the elements that we are holding constant or adjusting for to ensure they do not become confounders in the relationship between our dependent and independent variable. This controlled classification guarantees that the research is able to hold certain influences constant and thereby make sound inferences about cause-effect relationships.

The second type of the variables is related to their data representation. Variables can be numerical (e.g., height, weight, test score) or categorical (qualitative; e.g., gender, occupation, type of intervention).

Quantitative variables can be dichotomized into discrete, which are particular integers, and continuous variables, which can take any value in a given range. Qualitative variables can be either nominal, in which categories have no order (e.g., blood type), or ordinal, in which categories follow a natural sequence (e.g., satisfaction ratings from “very dissatisfied” to “very satisfied”). The nature of variable determines the statistical tests that can be used while guiding in the selection of research instruments and to make sure that the process for data collection and its analysis is desirable according to objectives of research. Variables are also essential to operationalizing constructs, or turning abstract concepts into measurable ones. Take the concept of “stress” for example. Though stress is itself a construct, it can be operationalized with observable indicators such as self-reported scales of perceived stress (e.g., Field & Diego, 2008), biological markers including cortisol levels and heart rate variability (HRV; McEwen & Stellar, 1993) or behavioral outcomes like absenteeism and task completion time. By operationalizing variables in these terms, researchers can then study such relationships empirically, test various hypotheses and generate findings that are valid and reliable. And so this process allows things that are kind of abstract theoretical ideas to not just sit there as nebulous thoughts, but actually becomes tangible and measurable and amenable through scientific investigation.

Variables are not only utilities of measurement in research but also important in the establishment of casual or correlation relationships. Through the manipulation or control of independent variables and measurement of their influence on dependent variables, researchers can investigate possible relationships among causes and effects, leading to the development of theory, and practical applications. In a similar vein, in education the independent variable might be modified (e.g. changes in teaching) and the consequences on student engagement or learning (dependent variables) are observed as evidence for effective pedagogic strategies. For example, in medical studies the application of a novel drug (independent variable) with patients health data being observed (outcome) may be used to learn about treatment effectiveness and side-effects.

The capacity to manage, measure and interpret variables in a systematic way allows empirical work to escape guesswork and produce evidence-based knowledge.

Lastly, they used variables the way science itself uses them to explore and make decisions. They help measurement scientists measure associations (what research questions are often about), find patterns in data, draw conclusions besides such results guiding policy, interventions, and other subsequent studies. Minus variables, science is reduced to a kind discussion, with no means of testing or refuting ideas through observation and experiment. In other words, variables are the means by which abstract concepts are given an operational definition that can be empirically investigated, which is how we know our research is meaningful, reliable and not just a sterile academic exercise.

---

### **19.5 Operationalization: Converting Constructs to Variables**

---

Operationalization is the process of transforming abstract constructs into concrete, measurable variables that can be systematically observed and analyzed in research. It is a critical step in the research process because it ensures that theoretical ideas are translated into empirical indicators that can be tested through data collection. The process of operationalization involves defining the construct clearly, identifying observable dimensions or indicators, and determining the appropriate methods for measurement. For example, the construct of “self-esteem” can be operationalized by developing a questionnaire with items that measure participants’ self-perception, confidence, and social acceptance. Similarly, the construct of “academic motivation” might be operationalized through variables such as study hours, frequency of class participation, or scores on a motivation scale. Operationalization bridges the gap between theory and practice, enabling researchers to examine constructs rigorously and systematically. Without operationalization, research would remain conceptual and speculative, lacking the empirical grounding necessary to draw valid conclusions.

The effectiveness of operationalization depends on its precision. Precision ensures that the variable accurately represents the intended construct, while validity ensures that the measurement captures what it is supposed to measure. Operationalization also involves selecting appropriate measurement scales, such as nominal, ordinal, interval, or ratio scales, based on the nature of the construct and the type of analysis required. Moreover, operationalization requires researchers to consider the context and population of the study, as constructs may manifest differently across settings or demographic groups. For example, the construct of “leadership” may be operationalized differently in educational institutions compared to corporate organizations, reflecting contextual variations in behaviors, expectations, and outcomes. Additionally, operationalization often entails multiple indicators or measures to capture the multidimensional nature of complex constructs. Using multiple indicators enhances reliability and provides a more comprehensive understanding of the construct under investigation. In essence, operationalization is a meticulous process that converts theoretical constructs into actionable research variables, laying the foundation for valid, reliable, and meaningful empirical inquiry.

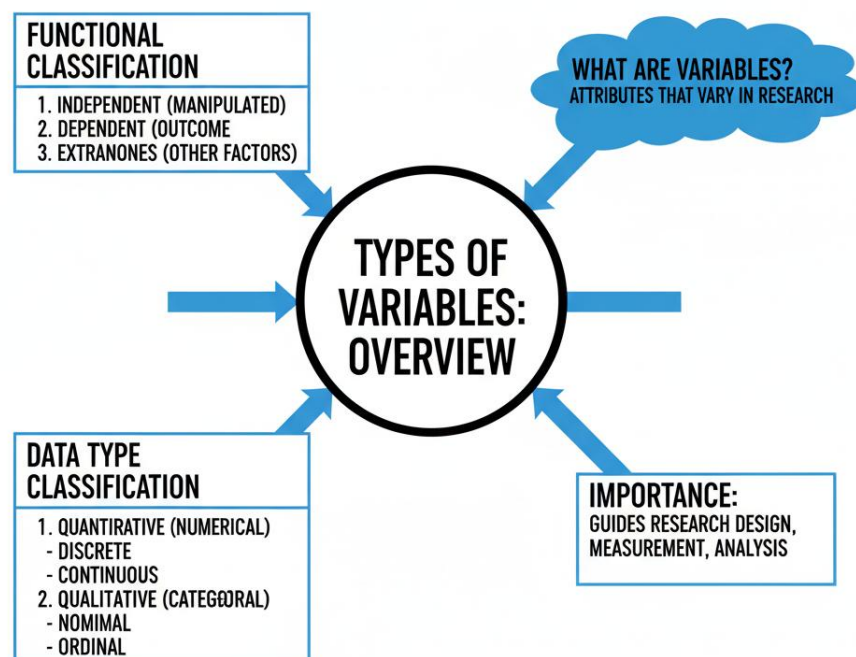
---

### 19.6 Types of Variables: Overview

---

Variables in research can be classified in several ways based on their function, type of measurement, or the role they play in the study. Functionally, variables are often categorized as independent, dependent, or extraneous, depending on their relationship within the research framework. Independent variables are those that are manipulated or considered as predictors, while dependent variables are the outcomes or criteria affected by changes in the independent variable. Extraneous variables are all other factors that may influence the relationship between independent and dependent variables but are not the focus of the study. Understanding these types of variables is crucial for designing robust research, controlling confounding influences, and accurately interpreting results. Variables can also be classified based on the type of data they represent, such as quantitative or qualitative variables. Quantitative variables involve numerical values and can be further subdivided into discrete and continuous variables.

Qualitative variables, on the other hand, represent categorical or descriptive information and can include nominal and ordinal variables. The choice of variable type determines the appropriate research design, sampling methods, measurement instruments, and statistical analyses.



**Figure 6: Types of Variables: Overview**

Moreover, variables may be classified based on their stability or the degree to which they change over time. Stable variables, such as gender or ethnicity, are relatively fixed, while dynamic variables, such as mood, motivation, or knowledge level, can fluctuate and require repeated measurement to capture temporal variations. Another important distinction is between measured and manipulated variables. Measured variables are observed and recorded without intervention, while manipulated variables are deliberately altered by the researcher to observe causal effects. Additionally, variables may be categorized as latent or manifest.

Latent variables represent underlying constructs that are not directly observable, such as intelligence or social anxiety, whereas manifest variables are observable indicators, such as test scores or behavioral counts, used to measure the latent construct. Understanding the types of variables in research is essential for effective study design, data collection, and analysis. It allows researchers to define clear hypotheses, implement appropriate controls, and select valid measurement tools, ultimately contributing to the rigor and credibility of the research findings.

---

### **19.7 Independent Variable: Predictor or Manipulated Variable**

---

An independent variable is the variable in research that is hypothesized to cause or predict changes in another variable. It is often referred to as the predictor, antecedent, or manipulated variable, depending on the research design. In experimental research, the independent variable is deliberately manipulated by the researcher to observe its effect on the dependent variable, whereas in correlational or observational studies, it serves as a predictor whose relationship with other variables is analyzed. The independent variable is central to testing causal hypotheses, as it represents the factor believed to influence outcomes. For example, in a study examining the effect of instructional methods on student performance, the type of instructional method, such as traditional lecture, interactive learning, or online modules, would serve as the independent variable. Its manipulation allows researchers to assess whether variations in instructional methods lead to differences in academic outcomes, thereby establishing potential causal links.

Selecting an appropriate independent variable requires conceptual clarity and operational definition. The variable must be clearly defined, measurable, and relevant to the research question. In experimental studies, researchers must also ensure that the independent variable can be manipulated systematically without introducing bias or unintended influences. Additionally, independent variables may be categorical or continuous, depending on the study design. Categorical independent variables involve distinct groups or levels, such as treatment versus control, whereas continuous variables involve a range of values, such as hours of study or dosage of a medication.

Researchers must also consider potential confounding factors that could interfere with the relationship between the independent and dependent variables. Strategies such as randomization, matching, or statistical control are often employed to isolate the effect of the independent variable. Ultimately, the independent variable is a foundational component of research, providing the primary point of manipulation or prediction that allows researchers to explore, test, and understand causal and predictive relationships within a study.

---

**19.8 Dependent Variable: Outcome or Criterion Variable**

---

The dependent variable is the outcome, criterion, or response variable in research that is expected to change as a result of variations in the independent variable. It is the measurable effect or consequence that the study aims to explain, predict, or influence. In experimental research, changes in the dependent variable are observed in response to deliberate manipulations of the independent variable. In correlational studies, the dependent variable represents the outcome that is analyzed in relation to one or more predictors. The dependent variable provides empirical evidence for testing hypotheses, validating theories, and drawing conclusions about the relationships between constructs. For instance, in educational research investigating the impact of study strategies on academic achievement, students' test scores or grade point averages would serve as the dependent variable, reflecting the outcomes of interest. The dependent variable is central to research design, as its selection determines the measurement methods, data collection instruments, and statistical analyses required to assess the hypothesized effects.

Operationalizing the dependent variable involves defining it in a way that is observable, measurable, and relevant to the research objectives. This process may include selecting appropriate instruments, scales, or behavioral indicators that accurately capture the intended outcome. Reliability and validity are crucial considerations, as an unreliable or invalid measure can compromise the accuracy and interpretability of the results. Additionally, dependent variables can be single or multiple, depending on whether the study aims to assess one specific outcome or several related outcomes simultaneously.

Researchers must also account for potential biases, measurement errors, and extraneous influences that may affect the dependent variable. Statistical techniques such as analysis of variance, regression, or structural equation modeling are commonly used to examine the effects of independent variables on dependent variables, providing insights into causal or predictive relationships. In summary, the dependent variable represents the focal point of empirical observation, capturing the impact of independent variables and enabling evidence-based conclusions in research.

---

### **19.9 Extraneous Variable: Confounding Factors**

---

Extraneous variables are variables other than the independent variable that may influence the dependent variable, potentially confounding the results of a study. They are not the focus of the research but can introduce unwanted variation, bias, or error if not properly controlled. Extraneous variables can arise from multiple sources, including participant characteristics, environmental conditions, procedural inconsistencies, or measurement errors. For example, in a study examining the effect of a new teaching method on student performance, factors such as students' prior knowledge, classroom environment, or motivation levels could act as extraneous variables. If not accounted for, these variables may obscure or distort the true relationship between the independent and dependent variables, leading to invalid conclusions. Recognizing and managing extraneous variables is therefore critical for ensuring the internal validity of research and establishing credible causal or predictive relationships. Researchers employ various strategies to control extraneous variables, depending on the study design and context. Randomization is a common method, where participants are randomly assigned to different groups to distribute extraneous factors evenly across conditions. Matching involves pairing participants with similar characteristics across groups to reduce variability caused by extraneous factors. Statistical control techniques, such as analysis of covariance or regression, allow researchers to account for the influence of extraneous variables mathematically. In experimental designs, researchers may also standardize procedures, environments, and measurement protocols to minimize extraneous influences.



Despite these efforts, some extraneous variables may remain uncontrollable, and researchers must acknowledge their potential impact when interpreting findings. Awareness and management of extraneous variables enhance the rigor and credibility of research, ensuring that observed effects are genuinely attributable to the independent variable rather than confounding influences.

---

### Check Your Progress

---

1. What is a construct in educational research?

.....

.....

.....

.....

2. Define a variable.

.....

.....

.....

.....

---

### 19.10 Summary

---

Constructs and variables form the building blocks of any research study.

A **construct** is an abstract concept such as motivation, intelligence, or anxiety.

These cannot be directly observed but can be measured through specific indicators. To study constructs scientifically, researchers convert them into **variables**, which are observable and measurable characteristics..

---

### 19.11 Exercises

---

1. A construct is:
  - a) Directly measurable
  - b) An abstract concept
  - c) A type of population
  - d) A sampling technique

2. Which of the following is a variable?
  - a) Intelligence, b) Motivation
  - c) Test score, d) Creativity
3. The variable that is manipulated in an experiment is called:
  - a) Dependent variable
  - b) Independent variable
  - c) Control variable
  - d) Random variable
4. Operationalization refers to:
  - a) Sampling procedures
  - b) Converting constructs into measurable variables
  - c) Forming research designs
  - d) Statistical testing
5. A dependent variable is defined as:
  - a) The cause in a relationship
  - b) The effect or outcome
  - c) The constant factor
  - d) The confounding factor

### **Descriptive Questions**

1. Define constructs and explain their role in educational research.
2. What is a variable? Describe various types of variables with examples.
3. Differentiate between independent and dependent variables with suitable illustrations.
4. Explain the process and importance of operationalization in research.
5. Discuss how constructs are transformed into measurable variables with examples.

---

**19.12 References and Suggested Readings**

---

Methodology  
of Educational  
Research &  
Educational  
Statistics

1. Kothari, C. R. (2014). *Research Methodology: Methods and Techniques*.
2. Best, J. W. & Kahn, J. V. (2016). *Research in Education*.
3. Cohen, L., Manion, L., & Morrison, K. (2018). *Research Methods in Education*.
4. Creswell, J. W. (2014). *Educational Research: Planning, Conducting and Evaluating Quantitative and Qualitative Research*.
5. Kerlinger, F. N. (2000). *Foundations of Behavioral Research*.
6. Gay, L. R., Mills, G. E., & Airasian, P. (2015). *Educational Research: Competencies for Analysis and Applications*.
7. Sidhu, K. S. (2009). *Methodology of Research in Education*.

**Answer - b, c, b, b, b**

---

## **Unit 20: Writing Research Proposal**

---

### **STRUCTURE**

#### **20.1 Introduction**

#### **20.2 Learning Outcomes**

#### **20.3 Concept and Purpose of Research Proposal**

#### **20.4 Chapter 1: Introduction and Research Problem**

#### **20.5 Chapter 2: Review of Literature**

#### **20.6 Chapter 3: Research Methodology**

#### **20.7 Key Terminologies in Research Proposal**

#### **20.8 Operational Definitions**

#### **20.9 Delimitations and Limitations**

#### **20.10 Summary**

#### **20.11 Exercises**

#### **20.12 References & Suggested Readings**

---

### **20.1 Introduction**

---

A research proposal is a formal plan that outlines the intended research study. It communicates the purpose, rationale, methodology, and expected outcomes of the research to academic committees, funding bodies, or supervisors. A well-written research proposal demonstrates clarity of thought, feasibility of the study, understanding of existing literature, and the proposed methods of data collection and analysis. It serves as a blueprint that guides the researcher throughout the research process. Writing a research proposal requires identifying a significant problem, reviewing relevant literature, formulating objectives and hypotheses, selecting appropriate variables and sampling techniques, and designing a valid and ethical methodological framework.

---

## **20.2 Learning Outcomes**

---

1. Define and explain the purpose and significance of a research proposal.
2. Identify essential components of a good research proposal.
3. Develop clear objectives, hypotheses, and research questions.
4. Select appropriate variables, sampling methods, and research design for a proposal.
5. Prepare a well-structured research proposal following academic standards.

---

## **20.3 Concept and Purpose of Research Proposal**

---

A research proposal is a structured and formal document that presents the plan for conducting a research study. It serves as a blueprint that outlines the objectives, significance, methodology, and expected outcomes of a research project. Essentially, a research proposal is a persuasive argument demonstrating that the proposed research is both feasible and significant. It allows researchers to clarify their ideas, anticipate challenges, and define the scope of their investigation. The purpose of a research proposal is multi-fold. Firstly, it communicates the research plan to supervisors, funding bodies, or academic committees to obtain approval or support. Secondly, it provides a roadmap for the researcher, detailing the steps and procedures to be undertaken, which helps maintain focus and direction throughout the research process. Thirdly, it demonstrates the researcher's familiarity with the relevant literature, theoretical frameworks, and methodological approaches, highlighting their preparedness to undertake the study. A well-structured research proposal also serves to identify gaps in existing knowledge, positioning the proposed study as a valuable contribution to the field. In addition to being a formal requirement for academic approval, research proposals enhance the quality of the research process by promoting critical thinking, logical reasoning, and systematic planning.

---

## **20.2 Chapterisation of Research Proposal**

---

Chapterisation of a research proposal refers to the division of the document into coherent, logically sequenced sections that address different aspects of the research plan. Standard research proposals typically include three to five chapters, each with a specific focus. Chapterisation helps in presenting the research systematically, making it easier for evaluators and readers to understand the scope, objectives, and methods of the study. The first chapter generally introduces the research problem, objectives, significance, and scope. The second chapter focuses on the review of literature, critically analyzing existing studies and highlighting gaps that the current research seeks to fill. The third chapter elaborates on the research methodology, detailing the research design, population, sampling procedures, data collection methods, and analytical techniques. Some proposals may also include chapters on preliminary results, ethical considerations, or theoretical frameworks, depending on the nature of the research. Proper chapterisation not only organizes the content effectively but also ensures that the research proposal meets academic standards, maintains coherence, and provides a clear roadmap for conducting the study. Furthermore, well-structured chapters help the researcher identify and address potential challenges before initiating the actual research, ensuring a smoother and more effective research process.

---

### **20.4 Chapter 1: Introduction and Research Problem**

---

The first chapter of a research proposal, often titled “Introduction and Research Problem,” sets the stage for the entire study. It begins with a general overview of the research topic, providing context and background information necessary for understanding the study’s relevance. This section typically outlines the problem statement, which identifies a specific issue, gap, or challenge in the field that the research intends to address. A well-defined research problem is central to a successful study, as it guides the formulation of objectives, hypotheses, and research questions. In addition to the problem statement, the introduction often includes the rationale for the study, highlighting its significance for academic knowledge, policy-making, or practical applications.

Researchers also define the scope of the study in this chapter, specifying the boundaries in terms of time, geography, population, and subject matter. This chapter may also present the objectives of the research, clearly distinguishing between general objectives and specific, measurable goals. By establishing a clear problem and rationale, Chapter ensures that the research proposal conveys a strong sense of purpose and direction, laying a solid foundation for the subsequent chapters. Moreover, it helps reviewers assess the originality, relevance, and potential impact of the proposed research.

---

## **20.5 Chapter 2: Review of Literature**

---

The second chapter, the Review of Literature, is critical for situating the proposed research within the existing body of knowledge. This chapter involves a systematic survey, synthesis, and evaluation of scholarly works related to the research topic. A thorough literature review enables the researcher to identify trends, theories, models, and empirical findings that inform the study. It also helps in recognizing gaps, inconsistencies, or limitations in previous studies, thereby justifying the need for the proposed research. The literature review is not merely a summary of existing studies; it involves critical analysis, comparison, and interpretation to highlight how the proposed research will contribute to knowledge advancement. Typically, the literature is organized thematically, methodologically, or chronologically, depending on the research objectives and the nature of the field. In addition, the literature review often includes a discussion of theoretical frameworks or conceptual models that guide the study, helping to clarify key constructs and relationships. By providing a comprehensive understanding of prior work, Chapter 2 ensures that the research is grounded in evidence, avoids duplication, and builds upon established knowledge. It also demonstrates the researcher's familiarity with relevant sources and enhances the credibility of the proposed study.

---

## **20.6 Chapter 3: Research Methodology**

---

Chapter 3, the Research Methodology, is arguably the most crucial section of a research proposal, as it describes how the study will be conducted.

This chapter details the research design, specifying whether the study is qualitative, quantitative, or mixed-methods, and justifies the choice based on the research problem and objectives. It also describes the population and sampling techniques, explaining how participants or data sources will be selected to ensure representativeness and reliability. The methodology section outlines the data collection methods, including surveys, interviews, observations, experiments, or secondary data analysis, along with the tools and instruments that will be used. Researchers also discuss the procedures for data analysis, specifying statistical tests, coding methods, or thematic analysis approaches, depending on the nature of the data. Ethical considerations, including informed consent, confidentiality, and the treatment of sensitive information, are typically addressed in this chapter. Furthermore, Chapter 3 may include a discussion of potential challenges, limitations, and strategies to mitigate biases or errors. By providing a detailed methodological roadmap, this chapter ensures that the research is feasible, replicable, and scientifically rigorous, instilling confidence in reviewers about the study's validity and reliability.

---

### **20.7 Key Terminologies in Research Proposal**

---

Research proposals contain numerous specialized terms that must be clearly understood by both the researcher and the evaluators. Key terminologies often include the research problem, objectives, hypothesis, variables, operational definitions, population, sample, research design, data collection, and data analysis. The research problem refers to the specific issue the study addresses, while objectives are the intended outcomes or goals. A hypothesis is a tentative statement predicting the relationship between variables, which are measurable characteristics or phenomena under investigation. Operational definitions specify how variables will be measured or observed in the study. Population denotes the entire group to which the research findings will apply, and the sample is a subset selected for analysis. The research design outlines the overall strategy for conducting the study, while data collection involves gathering information through various tools and techniques. Data analysis refers to the systematic examination and interpretation of collected data to answer research questions or test hypotheses.



Clear understanding and accurate use of these key terminologies are essential for writing a coherent and credible research proposal, ensuring that all stakeholders share a common understanding of the study's scope, methods, and objectives.

---

## **20.8 Operational Definitions**

---

Operational definitions are explicit explanations of how concepts, variables, or phenomena will be measured, observed, or quantified in a research study. They translate abstract theoretical constructs into measurable elements, providing clarity and consistency in the research process. For instance, if a study investigates "student motivation," an operational definition would specify how motivation will be measured, such as through a standardized questionnaire, self-report scales, or performance indicators. Operational definitions are crucial for replicability, as they enable other researchers to understand precisely how variables were assessed and ensure that the study can be repeated under similar conditions. They also reduce ambiguity, preventing misinterpretation of key terms and ensuring that the research findings are valid and reliable. Furthermore, operational definitions facilitate accurate data analysis by providing clear criteria for categorizing and interpreting observations or responses. In research proposals, including operational definitions demonstrates methodological rigor and attention to detail, strengthening the credibility of the study and enhancing reviewers' confidence in the feasibility and precision of the proposed research.

---

## **20.9 Delimitations and Limitations**

---

Delimitations and limitations are critical components of a research proposal that define the boundaries and constraints of the study. Delimitations refer to the deliberate choices made by the researcher to narrow the scope of the research, such as focusing on a specific population, geographic area, time frame, or research variables. These decisions are necessary to ensure manageability and feasibility, allowing the study to be conducted efficiently while maintaining focus on the research objectives.

Limitations, on the other hand, refer to factors beyond the researcher's control that may affect the study's outcomes or generalizability. These may include sample size constraints, availability of data, methodological weaknesses, or unforeseen external factors. Clearly stating delimitations and limitations provides transparency, helping reviewers and readers understand the context within which the research findings should be interpreted. It also demonstrates the researcher's critical awareness of potential challenges and their commitment to conducting a rigorous and honest study. By explicitly addressing these aspects, a research proposal establishes realistic expectations, enhances credibility, and provides a framework for interpreting the results in a balanced and informed manner.

---

### Check Your Progress

---

1. Define a research proposal and state its purpose.

.....  
.....  
.....

2. List any four essential components of a research proposal.

.....  
.....  
.....

---

### 20.10 Summary

---

A research proposal is a formal document that presents a detailed plan for conducting a research study. It includes a clear introduction to the research problem, justification of the study, and a concise review of related literature that offers a theoretical foundation. Essential components of a proposal include the title, introduction, problem statement, objectives, research questions or hypotheses, definition of variables, methodology, sampling procedures, tools for data collection, ethical considerations, limitations, and a timeline or budget where necessary. A well-designed proposal demonstrates the researcher's understanding of the subject and ensures the feasibility and academic value of the study.

Variables must be properly defined, and appropriate sampling techniques—probability or non-probability—should be selected depending on the nature of the research. The proposal also provides a roadmap for implementation and serves as a basis for approval or funding.

---

## **20.11 Exercises**

---

### **1. A research proposal primarily serves as:**

- a) A final report of findings
- b) A blueprint for conducting research
- c) A collection of raw data
- d) A tool for statistical analysis

### **2. The section that provides theoretical support for the study is:**

- a) Sampling design
- b) Research objectives
- c) Review of related literature
- d) Data analysis plan

### **3. Hypotheses are formulated to:**

- a) Replace objectives
- b) Guide data interpretation
- c) Increase sample size
- d) Simplify tools

### **4. The choice of sampling technique depends on:**

- a) Research design
- b) Availability of population
- c) Time and resources
- d) All of the above

### **5. A good research proposal must include:**

- a) Only introduction and objectives
- b) Introduction, literature review, and methodology
- c) Only statistical tests
- d) Only sampling method

### Descriptive Questions

1. Define a research proposal. Discuss its purpose and importance in the research process.
2. Describe the essential components of a good research proposal.
3. How should research objectives, questions, and hypotheses be formulated? Explain with examples.
4. Explain the significance of variables and sampling techniques in developing a research proposal.
5. Prepare a model outline of a research proposal for an educational research topic of your choice.

---

### 20.12 References and Suggested Readings

---

1. Kothari, C.R. *Research Methodology: Methods and Techniques*. New Age International.
2. Creswell, J.W. *Research Design: Qualitative, Quantitative, and Mixed Methods Approaches*. Sage Publications.
3. Best, J.W. & Kahn, J. *Research in Education*. Pearson.
4. Kerlinger, F.N. *Foundations of Behavioral Research*. Holt, Rinehart and Winston.
5. Cohen, L., Manion, L., & Morrison, K. *Research Methods in Education*. Routledge.
6. Neuman, W.L. *Social Research Methods*. Pearson Education.
7. Fraenkel, J.R., Wallen, N.E., & Hyun, H. *How to Design and Evaluate Research in Education*. McGraw-Hill.

Answer - • b , • c , • b , • d , • b

# **MATS UNIVERSITY**

**MATS CENTER FOR DISTANCE & ONLINE EDUCATION**

**UNIVERSITY CAMPUS : Aarang Kharora Highway, Aarang, Raipur, CG, 493 441**

**RAIPUR CAMPUS: MATS Tower, Pandri, Raipur, CG, 492 002**

**T : 0771 4078994, 95, 96, 98 Toll Free ODL MODE : 81520 79999, 81520 29999**

**Website : [www.matsodl.com](http://www.matsodl.com)**

