



MATS
UNIVERSITY

NAAC
GRADE **A⁺**
ACCREDITED UNIVERSITY

MATS CENTRE FOR DISTANCE & ONLINE EDUCATION

Environmental Studies and Disaster Management

**Bachelor of Science (B.Sc.)
Semester - 2**



SELF LEARNING MATERIAL

**Bachelor of Computer Applications**

ODL VAC-002

Environmental Studies and Disaster Management**Contents**

Modules	Page No.
Module.1. Introduction to Environment and ecology	1-129
Unit.1.1. Environment	1-5
1.1.1. The Atmosphere	5-8
1.1.2. The Lithosphere	8-13
1.1.3. The Hydrosphere	13-18
1.1.4. The Biosphere	18-24
1.1.5. Summary	24-25
UNIT- 1.2. Ecosystem	27
1.2.1. Origin and Evolution of the Ecosystem Concept	28-31
1.2.2. Structure and Organization of Ecosystem	31-33
1.2.3. The Role of Nutrient Cycling in Ecosystems	33-38
1.2.4. Types of ecosystems and common Terrestrial Ecosystems	38-46
1.2.5. Biotic and Abiotic Factors in Ecosystem Functioning	46-50
1.2.6. Summary	50
UNIT-1.3. Energy transfer in ecosystems: The moving of lifecycles vital resources	53
1.3.1. Introduction	53-54
1.3.2. The trophic structure: ways of energy transfer	54-61
1.3.3. The laws of thermodynamics rule, energy flows from ecosystem to ecosystem	61-66
1.3.4. Summary	66
UNIT- 1.4. Biogeochemical Cycle	68
1.4.1. Biogeochemical cycle:	69-71
1.4.2. The Water Cycle:	71-72
1.4.3. The Carbon Cycle:	73-74
1.4.4. The Nitrogen Cycle:	74-78
1.4.5. Human Impacts and Management Challenges	78-81
1.4.6. Summary	81
UNIT .1.5. Pollution	84
1.5.1. Definition and Types of Pollutants	84-86
1.5.2. Classification of Pollution	86-114
1.5.3. Summary	114
UNIT.1.6. Environmental Laws	117
1.6.1. Major Provisions of Environmental Laws	117-118
1.6.2. Water (Prevention and Control of Pollution) Act, 1974	118-119
1.6.3. Air (Prevention and Control of Pollution) Act, 1981	119-121
1.6.4. The Wildlife Protection Act, 1972	121-123
1.6.5. The Environment Protection Act, 1986	123-124
1.6.6. The Forest Conservation Act, 1980	124-126
1.6.7. Summary	126-127
MODULE- 2. Population ecology, climate change and sustainable development	130-167



UNIT .2.1. Climate change and sustainable progress	130
2.1.1. Population Ecology in Context of Climate Change	130-134
2.1.2. Integrated Approaches to Climate Change and Sustainable Progress	134-141
2.1.3. Summary	141
UNIT.2.2. CLIMATE CHANGE	144
2.2.1. Cause and Effect of Global Warming	144-146
2.2.2. Carbon Footprint	146-151
2.2.3. Community: Human Population Evolution and Population Control Methods	151-156
2.2.4. Summary	157
UNIT.2.3. Steps taken towards sustainable progress	159
2.3.1. Sustainable progress	159-162
2.3.2. Sustainable Progress Goals (SDGs)	162-163
2.3.3. Summary	164
MODULE- 3. Disaster management and risk assessment	168
UNIT. 3.1. Disaster management	168
3.1.1. Disaster management	168-170
3.1.2. Natural and Man-Made Disasters: Causes and Effects	170-175
3.1.3. Summary	175
UNIT. 3.2. Institutional framework	177
3.2.1. National Disaster Management Authority (NDMA)	177-179
3.2.2. CSDMA (Chhattisgarh State Disaster Management Authority)	179
3.2.3. The State Disaster Management Authority (SDMA)	179-181
3.2.4. District Disaster Management Plan (DDMP)	181-189
3.2.5. Summary	189-190
MODULE- 4. Public health, diseases and preventive measures	194
UNIT.4.1. Public healthmanagement	194
4.1.1. Epidemics and Pandemics	194-203
4.1.2. NonCommunicable Diseases (NCDs) With Special Reference to Cardiovascular Disease.	203-216
4.1.3. Communicable Diseases	216
4.1.4. Summary	216-220
UNIT.4.2. Transmission	220-221
4.2.1. Modes of Transmission: Direct and Indirect Pathways	223
4.2.2. Immunity: Multifaceted Defense Mechanism	223-225
4.2.3. Control Measures	225-228
4.2.4. Lifestyle Management	228-247
4.2.5. Summary	247-249
References	249-250
	252-254

COURSE DEVELOPMENT EXPERT COMMITTEE

Prof.(Dr.)K. P. Yadav, Vice Chancellor, MATS University, Raipur, Chhattisgarh

Prof.(Dr.) Omprakash Chandrakar, Professor and Head, School of Information Technology, MATS University, Raipur, Chhattisgarh

Prof.(Dr.) Sanjay Kumar, Professor and Dean, Pt. Ravishankar Shukla University, Raipur, Chhattisgarh

Prof.(Dr.) Jatinderkumar R. Saini, Professor and Director, Symbiosis Institute of Computer Studies and Research, Pune

Dr. Ronak Panchal, Senior Data Scientist, Cognizant, Mumbai

Mr. Saurabh Chandrakar, Senior Software Engineer, Oracle Corporation, Hyderabad

COURSE COORDINATOR

Prof. (Dr.) K. P. Yadav, Vice Chancellor, MATS University, Raipur, Chhattisgarh

COURSE PREPARATION

Dr.Snehalata Das, Professor, School Of Science, MATS University Raipur, Chhattisgarh

March, 2025

FIRST EDITION:2025

ISBN: 978-93-49916-06-7

@MATS Centre for Distance and Online Education, MATS University, Village-Gullu, Aarang, Raipur- (Chhattisgarh)

All rights reserved. No part of this work may be reproduced or transmitted or utilized or stored in any form, by mimeograph or any other means, without permission in writing from MATS University, Village- Gullu, Aarang, Raipur- (Chhattisgarh)

Printed & Published on behalf of MATS University, Village-Gullu, Aarang, Raipur by Mr. Meghanadhu Katabathuni, Facilities & Operations, MATS University, Raipur (C.G.)

Disclaimer-Publisher of this printing material is not responsible for any error or dispute from contents of this course material, this is completely depends on AUTHOR'S MANUSCRIPT. Printed at: The Digital Press, Krishna Complex,

Raipur-492001(Chhattisgarh)

Acknowledgements

The material (pictures and passages) we have used is purely for educational purposes. Every effort has been made to trace the copyright holders of material reproduced in this book. Should any infringement have occurred, the publishers and editors apologize and will be pleased to make the necessary corrections in future editions of this book.

MODULES INTRODUCTION

Course has four modules, under this theme we have covered the following units:

Module 01: Introduction to Environment And Ecology

Module 02: Population Ecology, Climate Change, And Sustainable Development

Module 03: Disaster Management And Risk Assessment

Module 04: Public Health, Diseases, And Preventive Measure

Environmental Studies is an interdisciplinary field that explores the relationships between human systems and the natural environment. The impact of human population growth and consumption patterns on the environment. The management of natural resources, such as water, land, and minerals. Climate change: The impact of human activities on the climate system and the consequences of climate change.



NOTES

ENVIRONMENTAL STUDIES AND DISASTER MANAGEMENT

MODULE-1

INTRODUCTION TO ENVIRONMENT AND ECOLOGY

Objectives

After studying this module, students should be able to: State environment and its classification.

Understand segments of environment (atmosphere, lithosphere, hydrosphere, biosphere). State ecosystem and differentiate between various kinds of ecosystems.

Identify components of an ecosystem (biotic and abiotic)

UNIT- I.1. ENVIRONMENT

Environment: sum of all around of live organism, with natural factors and other live things, which offer circumstances for progress and evolution as well as for threat and damage. It has any live components and non-live factors help to survive, develop and evolve organisms even. Word “environment” comes from French word “environner,” which sense “to surround.” In general, it senses all that arises around us and has an impact on our lifecycle and live. It consists physical, chemical, biological, social, and cultural determinants, which interact in complex ways with one another and with live organisms. As such, environment may be stated as regularly altering and interconnected system where different elements interact with each other to ensure equilibrium. These complex relationships sustain lifecycle on Our earth. Major imbalance may cause environment to degrade, which can adversely impact every organism’s quality of lifecycle, with humans.

Classification of Environment

Several types of classes can be used to classify environment based on different criteria. One classification is natural environment and manmade environment. Natural Environment is all naturally occurring around and circumstances in which live organisms exist.



NOTES

ENVIRONMENTAL STUDIES AND DISASTER MANAGEMENT

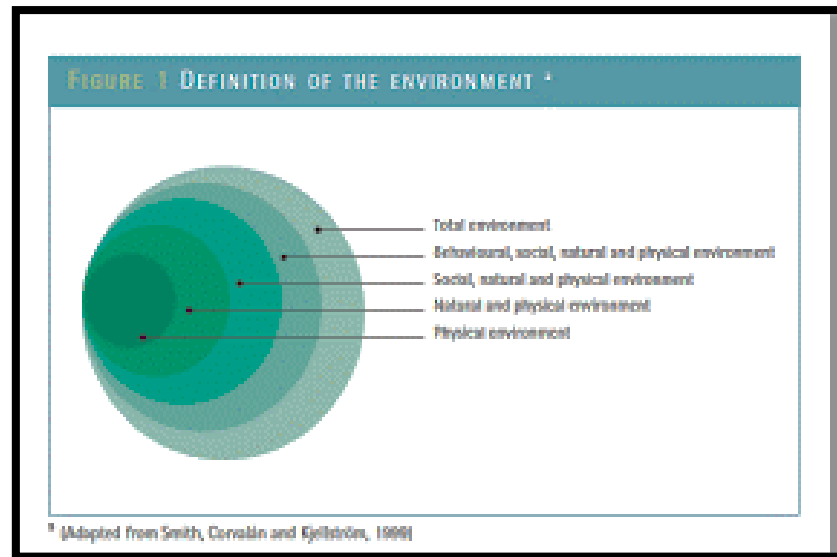


Fig.1.1. Environment

It encompasses physical aspects of landforms, water bodies, climate and weather along with biological elements like plants, animals, and microorganisms. Uninterrupted evolution of natural environment for billions of years is facilitated by geological and biological processes. Conversely, manmade or built environment consists around built around us by altering our natural environment. It encompasses all manmade buildings, roads, parks, farmland, and other infrastructure to support needs of society. Another classification divides environment into an internal environment and an external environment. These include body temperature, pH level, and hormone concentration. External environment includes all surrounding environment outside of organism that impacts its lifecycle and progress.

Further, external environment can be segregated into micro environment and macro environment. Soil circumstances might affect plants, for example, while aquatic organisms are affected by quality of water in which they live edifferent factors forms part of micro environment surrounding them and that has direct impact on their progress and behaviors. Macro environment are bigger environmental doors like climate patterns, geological features, and wide ecology relationships. Ecologically, environment is classified into terrestrial (land), aquatic (water), and aerial (air). These environments possess specific traits and various communities of organisms that are adapted



NOTES

ENVIRONMENTAL STUDIES AND DISASTER MANAGEMENT

to thrive in those circumstances. Forests, grasslands, deserts, and tundra are all terrestrial environments. These environments also differ significantly in their temperature, rainfall, soil composition, and vegetation coverage. They host distinctive set of plant and animal groups that are adapted to that environment.

Aquatic habitats are also wetlands consisting of freshwater, but connected to saline waters such as oceans, seas, and estuaries. These differing circumstances of salinity, temperature, light absorption and nutrient availability create unique ecological communities. Aerial environments are atmospheric layers that nurture flying organisms and airborne microorganisms. No organisms are adapted to full time residence in air, but many birds, insects, and bats have developed adaptations for flight and spend much of their lives aloft.

Segments of Environment

The environment can be divided into individual elements that interconnect and build unified system. By studying these systems atmosphere, hydrosphere, lithosphere, and biosphere geologists can find out how they each play key part in keeping homeostasis on planet. The atmosphere is Our earth's outer gaseous envelope. Its composition is predominantly nitrogen (78%), oxygen (21%), and minimal amounts of other gases such as carbon dioxide, water vapor, and noble gases. Atmosphere consists of series of layers with 5 troposphere, stratosphere, mesosphere, thermosphere, and exosphere based on temperature. Interaction of atmosphere with other Our earth spheres is fundamental for regulation of the temperature of our earth through greenhouse effect, protection of lifecycle against destructive radiation from sun, and circulation of weather and climate. Which is hydrosphere of our planet which includes water bodies, oceans, ground water, water vapour, etc. Hydrosphere – covered about 71% of our earth surface essential for all forms of lives. It plays major role in influencing climate patterns through ocean currents and water cycle, which includes evaporation, condensation, precipitation and runoff. Water is also habitat for thousands of aquatic organisms and water resources for human activities.



NOTES

ENVIRONMENTAL STUDIES AND DISASTER MANAGEMENT

The lithosphere is rigid outer shell of our earth, which consists of crust and uppermost portion of mantle. It includes collection of geographical formations with mountains, tablelands cliffs and valley. Lithosphere also plays role in producing minerals and serving as solid physical surface for land ecosystems (e.g., plants and animals). Within lithosphere, geological processes with plate tectonics, volcanic out gassing, and erosion reshape the surface of our earth over time. As such, biosphere is global sum of all ecosystems and integrates all live beings with their physical environment (lithosphere, hydrosphere, atmosphere). Its reach spans from deepest ocean trenches to tallest mountains and all habitats and niches in between. Biosphere is stated by its biodiversity variety of live organisms from bacteria to giant sequoias and blue whales. In addition to these physical segments, environment also encompasses anthroposphere or technosphere which states part of environment that is made or modified by humans for use in human activities and human habitats.

The environment can be segmented according to levels of ecological organization also. At its simplest, there are individual organisms, which are in contact with patch of their environment from which they pull out resources they need to survive and reproduce. Populations are groups of same species live in given area. Communities are all of populations of different species live and interacting in particular area. Ecosystems consist of communities of organisms in physical environment (where energy flows through the system and nutrients cycle within it). Biomes large ecological biotic units stated by plant communities and secondarily climates. Lastly, biosphere encompasses all biomes and ecosystems on our earth. Hence, knowing these classes and portions of environment is very important for studying environmental processes and solving environmental problems. It shapes biodiversity, resource availability, and overall ecosystem stability, with complex linkages among various environment components. Environmental science is study of these interactions that aims to create sustainable strategies to manage natural resources and conserve the environment. Human activities are continuously

extending and intensifying, and their impact on different environmental sectors is becoming more apparent. Ongoing challenges such as climate change, pollution, habitat destruction, and biodiversity loss are pressing environmental issues that call for solid understanding of environmental systems and collective global action. This leaves us to crumb that environment is convolute organism suspension in between many portions such as atmosphere, our earth, rocks, flora and fauna which coherently boons them to survive on planet. Its classification and segmentation serve as foundation for understanding environmental processes and designing sustainable environmental management plan. But as stewards of our earth, we have responsibility to understand, protect, and bequeath the environment to future generations.

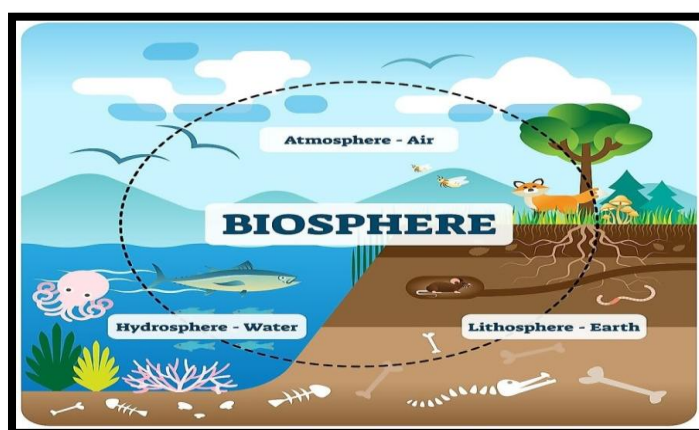


Fig.1.2. Segments of environment

1.1.1. The Atmosphere

The atmosphere is layer of gases that surrounds our world, from our earth's surface to outer reaches of space. Components of this system differ greatly in dynamic setting, and serve an essential purpose to maintain lifecycle on earth as they work together in complex composition and structure. Environment of atmosphere is made up of mainly nitrogen (78%); rest (21%) is oxygen, remaining 1% is made up of argon, carbon dioxide, water vapor, and trace gases.



NOTES

ENVIRONMENTAL STUDIES AND DISASTER MANAGEMENT




Fig. 1.3. Atmosphere

Global weather patterns and climate systems are driven by atmospheric circulation. Sun unevenly heats surface of Our earth, creating pressure differences that drive winds and weather systems. At equator, solar radiation heats air which becomes less dense and rises, forming band of low pressure. This ascending air later loses heat and sinks near 30 degrees north and south latitudes, creating high pressure areas. This pattern of circulation, called Hadley cell, is part of a global system that moves heat and moisture around planet. Our earth's rotation causes moving air masses to deflect, known as Coriolis Effect, thus generating prevailing wind patterns that playbook in determining weather and climate of various spheres. Composition of atmosphere has radically transformed overcourse of history of earth, with substantial ramifications for climate of planet and evolution of lifecycle on it. In early our earth, atmosphere was low in oxygen and high in carbon dioxide, methane, and water vapor. Photosynthetic organisms, like cyanobacteria, began producing oxygen as waste byproduct of photosynthesis, forever altering the earths atmosphere. Burning fossil fuels as part of industrial processes, as well as deforestation and agriculture, have dramatically increased concentrations of greenhouse gases in atmosphere; carbon dioxide levels. This coastal shift in atmospheric composition is upending climate patterns, driving up global temperatures and amplifying frequency and ferocity of extreme weather. This massive change in atmospheric content is turning climate



NOTES

ENVIRONMENTAL STUDIES AND DISASTER MANAGEMENT

patterns on their head, heating the world and increasing frequency and intensity of extreme events.

Water that rotates between the earth's surface and atmosphere on a regular basis is referred to as water cycle, and it is inextricably linked with these gases. Consequently, land surface evaporation, lake evaporation, and ocean evaporation release water into the atmosphere as water vapor. When water vapor in the air rises and gets cooled, it causes condensation, which creates clouds and eventually rain. This ongoing circuit not only gives drinking water supplies, yet it similarly shapes climate designs, atmosphere frameworks, and appropriation of lifecycle around world. Water vapor also contributes to atmospheric greenhouse effect and allows for comfortable temperatures to be maintained for lifecycle. The most significant risk to atmospheric and human health is air pollution. By industrial activities, transportation, agricultural activities and also by natural occurrences, such as forest fire and volcanic eruptions, various pollutants are released into the atmosphere; i.e., from particulate matter, nitrogen oxides, sulfur dioxide, ground level ozone, and volatile organic compounds. They can degrade air quality, be toxic to human health, destroy ecosystems and impact climate models. "And problems can be pretty serious in urban places, especially in places that are industrializing rapidly air pollution and smog formation that contribute to respiratory diseases and reduce visibility. Solving air pollution is multifaceted problem that needs combination of technology, regulations, and global willingness to cooperate. Stratospheric ozone layer (the second most important part of atmosphere!) absorbs most of sun's ultraviolet B (UVB) radiation. In mid 20th century, scientists found that human made chemicals, especially chlorofluorocarbons, or CFCs, were depleting this protective layer. Resulting "ozone hole," greatest over Antarctica, raised UV exposure at earth's surface, threatening human health and ecological systems. When faced with that challenge, international community also came together, in form of 1987 Montreal Protocol that phased out substances that deplete atmospheric ozone. This ground breaking agreement led to successful reduction of ozone depletion, showing that



NOTES

ENVIRONMENTAL STUDIES AND DISASTER MANAGEMENT

humanity can respond collectively to global atmospheric issues. Atmospheric science includes many branches such as meteorology, climatology, atmospheric chemistry and atmospheric physics. All of these fields make use of advanced network systems of observation, satellite systems, computational modeling, and theory to study atmospheric (and related geophysical) processes in various temporal and spatial domains. Weather forecasting, practical application of atmospheric science, has advanced exponentially in recent decades, producing significantly improved predictions that allow communities prepare for severe weather events and optimize everything from agriculture to transportation. Another key area is climate modeling, which projects long term atmospheric changes under various scenarios and helps inform policy decisions and public adaptation strategies.

The atmosphere plays no stand-alone role, it is in constant interaction with earth's other spheres of the lithosphere, hydrosphere, and biosphere. These interactions create complex feedback loops that govern Our earth system. For example, carbon dioxide is released and absorbed during photosynthesis by vegetation in biosphere, altering atmospheric composition. So too, atmosphere interacts with ocean, altering states of both systems. Lithosphere has cloud of particulates nanoparticles and vapour ejected into atmosphere during eruptions causing temporary cooling effects. As such, interconnections between the earth, as system, and its inhabitants must be understood in order to address threats to our environment and spearhead management practices that are sustainable to both ourselves and our planet.

1.1.2. The Lithosphere

The lithosphere consists the crust and outermost mantle of the earth. This rocky realm is backbone of solid surface environments on our planet, forming landscapes, providing vital resources to sustain lifecycle, and modulating global processes. lithosphere varies in thickness, reaching downward 100 kilometers under continents and 60 kilometers under oceans. That solid shell sits on top of as thenosphere, softer layer in upper mantle that permits motion of tectonic plates. These dynamics of lithosphere directly impact of earth's surface

processes, with mountain building, volcanism, and even altering ecosystems and human settlements, as well as climate. lithosphere is not composed of same material; there are important differences between lithosphere of continents and that of oceanic regions. continental lithosphere is mainly composed of granite rocks with high silicon and aluminum content, resulting in relatively light but stable base that can endure for billions of years. In comparison, oceanic lithosphere is made up of more dense basaltic material that is high in magnesium and iron. Due to this compositional variation, the sink of oceanic lithosphere beneath that of continental lithosphere at convergent plate boundaries is process called subduction oceanic lithosphere is much younger, never older than 200 million years, because it is regularly subducting back into mantle, whereas continental lithosphere can store rocks older than 4 billion years and thus contains records of early our earth.

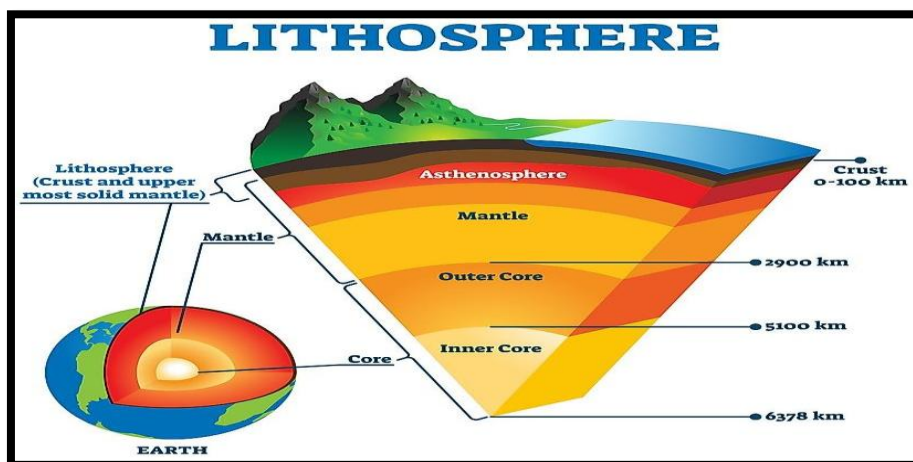


Fig.1.4. Lithosphere

A game altering theory regarding dynamic nature of our earth, plate tectonics, which states that lithosphere of our earth is broken into number of big and little plate which is gliding compared to each different. These tectonic plates float a top semifluid as thenosphere, and are pushed by convection currents in mantle beneath. Divergent boundaries are where plates pull apart, creating space for magma to ascend and create new oceanic crust, such as along mid ocean ridges with Mid Atlantic Ridge. In contrast, plates interact at convergent



NOTES

ENVIRONMENTAL STUDIES AND DISASTER MANAGEMENT

boundaries by colliding, resulting in subduction, mountains, and violent seismic and volcanic activity, such as in the Pacific Ring of Fire. Transform plate boundaries, where lithospheric plates slide horizontally past one another, create lots of seismic activity and do not create or destroy lithosphere; San Andreas Fault in California is classic example. This ongoing recycling and looping of lithosphere drive rock cycle, reshaping surface of earth into its evolving form lithosphere is also the reservoir of minerals that human civilization depends upon. Igneous, sedimentary and metamorphic processes within lithosphere concentrate variety of elements and compounds into economically recoverable deposits. From magmatic activity, there derive hydrothermal systems that leach and deposit potentially valuable metals (e.g., copper, gold, and silver). Coal, oil and natural gas are reserves of fossil fuel that are produced by sedimentary processes, as are industrial minerals such as sand, gravel and limestone. Geological processes have determined availability and distribution of these resources influencing patterns of human settlement, economic progress and international relations throughout history. With depletion of readily accessible deposits, exploration is now increasingly focused on lithospheric environments that require deeper and more complex extraction, which raises significant concerns regarding resource sustainability and ecosystem impacts.

Earth's lithosphere is in constant interaction with its other spheres, engaging in important biogeochemical cycles of vital elements, carbon cycle, which is critical for climate regulation, includes lithosphere in chemical weathering, consuming atmospheric carbon dioxide, and volcanic emissions, which return carbon to atmosphere. Similarly, nitrogen, phosphorus, and sulfur cycles are characterized by lithospheric components, with rocks acting as storage reservoirs and sources for these important elements. Silicate weathering is natural carbon draw down process that has contributed to climate stabilization throughout geological time scales. These biogeochemical cycles showcase lithosphere as not simply landscape upon which everything rests, but rather key protagonist in sweeping drama of our earth



NOTES

ENVIRONMENTAL STUDIES AND DISASTER MANAGEMENT

processes. Lithosphere is continually transformed by processes of weathering and erosion, which decompose rocks and transport resultant particulate matter. Physical weathering breaks down rocks through processes like freeze-thaw cycles, thermal expansion and contraction, and biological activity such as root wedging. Chemical weathering changes composition of rocks due to chemical reactions to water, oxygen and acids and in process forms clay minerals as well as releasing nutrients needed for soil formation. Erosion driven by gravity, water, wind and ice, transports weathered materials from uplands to lowlands and ultimately to ocean basins. These processes not only shape dramatic terrain from canyons to coastal cliffs, but they also produce the soils that sustain terrestrial ecosystems and agriculture. Rates and types of these processes vary with climate, topography, rock type, and biological activity, resulting in diverse lithospheric environments worldwide. Soil as a medium where lithosphere interacts with biosphere of earth's most precious resources. Unique horizons formed in soil are due to complex interaction between parent material, climate, organisms, topography, and time influencing soil, causing it to gain different physical and chemical properties. Lithosphere offers mineral content of soils, whereas organic matter comes from biological activity. Moreover, soil composition and structure affect water holding capacity, nutrient availability and physical support for plants, thereby shaping agricultural productivity and ecosystem health. Soils vary around globe, with regions developing characteristic soils, from the rich chernozems of temperate grasslands to well weathered oxisols of tropical rainforests. For example: human actions with deforestation and use of intensive farming and urbanized spaces, have profound effect on soils and often led to increased erosion and degradation of this vital resource.

The earthquakes and volcanic eruptions, spectacular expressions of small-scale lithospheric processes, can dramatically affect human societies and ecosystems. They arise from rapid release of stress stored on faults, creating seismic waves that can destroy infrastructure and introduce secondary hazards like tsunamis, landslides etc. As volcanoes



NOTES

ENVIRONMENTAL STUDIES AND DISASTER MANAGEMENT

erupt, they release magma and gases from within our earth, which can pose wide range of hazards from ash plumes that ground air travel to pyroclastic flows that reduce anything in their path to rubble. Geological processes like these have been instrumental in shaping Geoscience has advanced to point where we can design elaborate monitoring systems to find precursor signals of such events and warn people to save lives. But increasing concentration of human population in hazard prone areas due to rapid urbanization, especially in developing countries corresponds to heightened vulnerability to these lithospheric processes.

Sedimentary rocks preserve record of ancient environments, from shallow seas to vast deserts; their fossil content chronicles evolution of lifecycle. Igneous rocks preserve records of volcanism and magmatism and their isotopic compositions offer insight into evolution of mantle. Metamorphic rocks are witness to past mountain building processes and high pressures and temperatures of earth's interior. Radiometric dating methods, in particular, are geochronological techniques that enable scientists to constrain absolute ages of such lithospheric archives. Human activities-based mining, construction, agriculture and disposal additionally modify lithosphere. Open pit mines dig out enormous amounts of rock to obtain minerals, and underground mining can lead to subsidence and acid mine drainage. Urbanization fills bodies with impervious buildings blocking drainages and creating urban heat islands. Soil properties are altered due to agricultural practices also with, tillage, irrigation, and agrochemical application. This has resulted in disposal of waste like hazardous materials in lithospheric environments that can remain for generations introducing new contaminants reach of these anthropogenic impacts is considerable; hydraulic fracturing. Such sustainable management of lithospheric resources depends on addressing both shortterm human needs and longerterm ecosystem health and resource availability geological sciences is study of lithosphere where lithosphere is rigid outermost shell of rocky planet composed of crust and lithosphere of planet (normally called biosphere). These include advanced techniques



NOTES

ENVIRONMENTAL STUDIES AND DISASTER MANAGEMENT

such as seismic topography, satellite based remote sensing, and isotope geochemistry, leading to progressively more detailed snapshots of lithospheric buildings and processes. Computational approaches with numerical modeling and machine learning aid interpretation of intricate datasets, as well as simulate geological processes acting on timescales beyond our ability to observe directly. This holistic perspective not only bolsters deep earth exploration with its implications for resource extraction, hazard mitigation, and environmental management, but also deepens our understanding the earth processes from formation to evolution. As humanity grapples with interlinked challenges surrounding resource scarcity, climate change and geological hazards, lithospheric science offers necessary insight toward developing sustainable relationships with our rocky abode.

1.1.3. The Hydrosphere

Water exists surface and bottom of earth, in seas, lakes, rivers, reservoirs, aquifers, ice caps, glaciers, and atmospheric moisture. Approximately 1.4 billion cubic kilometers of water is in this complex system, of which around 97% is found in oceans, other 3% is freshwater, most of which (Pew) is frozen in ice sheets and glaciers, with small fraction of freshwater stored in lakes, rivers and groundwater aquifers. unique physical and chemical properties of water (high specific heat, expansion on freezing, universal solvent, and cohesion) allow water to moderate temperature, transport materials, participate in chemical reactions, and sustain lifecycle. Hydrosphere is an essential part of earth's interconnected ecological system, as its continual movement and conversion via water cycle links of earth's other spheres. Hydrosphere is largely made up of oceans, which cover about 71% of surface of planet and play large role in climate around world. These huge bodies of water have high thermal inertia, so they buffer temperature variations and ocean currents redistribute heat around globe. Ocean circulation occurs on many scales, from near surface currents that are primarily wind driven by prevailing winds to global thermohaline circulation deepwater conveyor belt driven by density



NOTES

ENVIRONMENTAL STUDIES AND DISASTER MANAGEMENT

differences created by temperature and salinity differences. This overturning circulation also carries nutrients, dissolved gases, and heat throughout ocean basins and greatly impacts both marine ecosystems and climate systems as well. Researchers have detected some areas where climate change might be impacting these circulation patterns, with implications for regional weather patterns and marine productivity.

Although fresh water systems account for only a small proportion of hydrosphere, they have disproportionately important functions in terrestrial ecosystems and human societies. Rivers also serve to transport water, suspended particulate matter (with nutrients and contaminants) from continental interiors toward coastal areas, reshaping land forms along its way via erosion and deposition. Lakes are centers of water, habitats of species and sources of resources for people. Hill slope drainage water, often shallow or unsaturated ground water, is an important aspect of sustaining base flow in rivers in times of drought, and groundwater is responsible for about 30% of all freshwater withdrawals globally. Wetlands, being ecotonal areas of terrestrial and aquatic ecosystems, offer a range of valuable ecosystem services such as storm and flood protection, water filtration, and carbon sequestration.

These extremely varied systems of fresh water sustain biodiversity, agricultural output, industrial processes, and human existence thus making them critical but delicate elements of hydrosphere. Sea ice, ice sheets, glaciers, snow and permafrost make up the cryosphere frozen part of World's hydrosphere. Antarctica and Greenland hold enormous ice sheets that hold a total amount of water sufficient to raise global sea levels by some 65 meters if the ice melted completely. Mountain glaciers, being smaller, yield seasonal meltwater supply which is critical to most regions. Sea ice forms and disappears seasonally in polar seas, influencing ocean circulation, albedo (reflectivity), and marine life. Permafrost, type of permanently frozen ground, extends over large areas of high latitude and high altitude regions and sequesters high levels of organic carbon. These changes, in turn, activate feedback



NOTES

ENVIRONMENTAL STUDIES AND DISASTER MANAGEMENT

processes that can amplify warming and shift hydrological cycles that affect water resources, coastal societies and dynamics of planet's climate.

The water cycle, or hydrological cycle, is continuous movement of water on, above and below surface of earth. We derive solar energy that transfers water from oceans, lakes, soil and vegetation to atmosphere through evaporation. When this water vapor warms and rises, condensation creates clouds, which release precipitation. When water reaches land surface, it can percolate into soil and recharge groundwater, flow over surface as runoff, or, through evaporation or plant transpiration, return to atmosphere. This cycle acts over range of time and space scales, from local evaporation precipitation cycles on a daily scale to global circulation patterns that carry moisture across continents. Through land use changes, water withdrawals, dam construction, and climate modification, human activity is increasingly modifying water cycle, with consequences on water availability, flood frequency and ecosystem function across many regions. Water quality problems are serious difficulties for hydrosphere management, and human health. Many systems have had their loads of contaminants dramatically increased by anthropogenic pollution, in addition to varied natural processes introducing different substances into water bodies. Pollutants from point sources (e.g., industrial discharges and wastewater treatment plants) are released at specified locations and in concentrated form, whereas nonpoint sources (e.g., agricultural runoff and atmospheric deposition) cause diffuse contamination across extensive areas. These top 10 common pollutants include nutrients (nitrogen and phosphorus), pathogens, heavy metals, pesticides, pharmaceuticals, and microplastics. Excess nutrients can lead to evolution of harmful algal blooms and to oxygen depletion in aquatic ecosystems, creating so-called "dead zones," such as one that develops every summer in the Gulf of Mexico. Long-term presence of certain contaminants, notably synthetic chemicals and heavy metals, leads to bioaccumulation in food webs, posing risks to wildlife and human consumers. More integrated approaches to overcome these challenges



NOTES

ENVIRONMENTAL STUDIES AND DISASTER MANAGEMENT

encompass regulatory frameworks, technological solutions and consumption behaviour changes.

Comprising largest active carbon sink on planet, oceans participate in biogeochemical cycles of all naturally abundant and commercially valuable elements, process that not only supplies resources but also regulates climate through uptake of ~30 percent of anthropogenic carbon dioxide emissions and > 90 percentage of excess heat from enhanced greenhouse effects. Seawater absorbs carbonic acid, altering its chemistry, causing ocean acidification process by which carbonate ion becomes limited and threatens organisms that form calcium carbonate buildings, such as corals, mollusks and some plankton. Ocean warming, at same time, decreases oxygen solubility, increases extent of oxygen minimum zones, and sea level rise due to thermal expansion and melting ice. Shifts in ocean circulation patterns could impact nutrient distribution, with implications for marine productivity and fisheries. These interconnected processes illustrate essential role of hydrosphere in the earth's climate system and complex feedback mechanisms that can exacerbate or dampen environmental impacts. Water resources management strives to promote human wellbeing while maintaining hydrosphere health. Agriculture alone accounts for around 70% of freshwater withdrawals worldwide, with industrial (20%) and domestic (10%). Growing populations, economic progress and altering consumption patterns increase water demand, while, in many regions, climate change reduces water availability and affects water quality. More than two billion people globally face water shortages, which has an acute impact on arid and semiarid areas. These include shortcomings in water infrastructure, inefficient water use, inadequate water management policies, lack of alternative water supply options, amongst others. Sustainable water management is increasingly focused not only on human uses of water resources but also environmental flows water allocations where objective is to sustain ecosystem functions and services.

The hydrosphere is home to remarkable biodiversity, both of microscopic plankton and largest animals on our earth system. They



NOTES

ENVIRONMENTAL STUDIES AND DISASTER MANAGEMENT

have complex food webs ranging from coastal wetlands to deep ocean trenches, and in addition to health these complex ecosystems offer, they offer services such as carbon sequestration, shoreline protection, and protein sources for human consumption. Freshwater ecosystems occupy less than 1% of earth's surface but contain an estimated 10% of all known species and offer important habitats for many terrestrial organisms. These aquatic systems are under variety of threats related to habitat degradation, water pollution, overexploitation, invasive species, and climate change. Marine protected areas, freshwater conservation initiatives, and ecosystem-based management approaches aim to maintain hydrosphere biodiversity as well as human benefits from these systems. There is hope: recent efforts to restore coral reefs, mangroves, and wetlands show that when anthropogenic pressures are alleviated, rebuilding ecosystem resilience is possible. Extreme hydrological events floods, droughts, storms and tsunamis present serious risk to human communities and ecosystems. Climate change is making many similar phenomena more frequent and intense, by altering water cycle, shifting atmospheric circulation patterns, and raising sea levels. Tropical cyclones (or hurricanes/typhoons) involve multiple hazards under one system (winds, rainfall and storm surges) and are responsible for destructive events like Hurricane. Adaptation strategies can include engineered solutions like flood defenses and water storage infrastructure, as well as nature-based solutions like watershed restoration and protection of coastal ecosystems. For aeons of hydrosphere related disasters, effective early warning systems, improved forecasting capabilities, and community-based disaster risk reduction programs can significantly reduce casualties and damages. In the hydrosphere domain, exploration and study are still unveiling outstanding outputs of the planet. Ocean, once considered an empty void, has unveiled incredible ecosystems like hydrothermal vent communities, where organisms feed on chemical energy in absence of sunlight. New monitoring technologies satellites, autonomous underwater vehicles, networks of sensors are generating unprecedented amounts of data on hydrosphere circumstances and processes.



NOTES

ENVIRONMENTAL STUDIES AND DISASTER MANAGEMENT

Computational models combine such information to simulate dynamics of complex systems and to model future changes across range of alternative scenarios. Such scientific advances not only expand our understanding of fundamental earth processes, but also impact practical decisions related to resource management, hazard mitigation, and environmental protection.” While evolution of humans in hydrosphere is reality, health and function of hydrosphere under planning human resource continues to be key sustainability issue globally.

1.1.4. The Biosphere

The biosphere includes all live things on earth as well as their relations to lithosphere, hydrosphere, and atmosphere. This system of lifecycle extends as from deepest ocean trenches to several kilometers into atmosphere, forming thin but extremely complex layer of lifecycle that surrounds our planet. Biosphere began around 3.8 billion years ago with simplest, primitive cells, and has diversified into thousands of organisms, which can be organized into five kingdoms (bacteria, archaea, fungi, plants, and animals). Together, these organisms process energy, cycle materials, and change their environment through metabolic processes and physical buildings. Biosphere's unique ability to selforganize, adapt, and evolve sets it apart from other spheres on our planet, but it is still intimately connected to them as part of planet's biogeochemical cycles and energy flows. Biodiversity, or diversity of lifecycle at genetic, species, and ecosystem levels, is one of defining features of biosphere. Earth may eventually be home to 8–10 million species of eukaryotes, while for prokaryotes, diversity may be 104 times greater. This incredible diversity is product of evolutionary processes acting over hundreds of millions to billions of years, during which organisms radiated into diverse environmental circumstances and ecological opportunities they could fill. Biodiversity is not evenly distributed on our earth, with tropical regions generally harboring more species than temperate or polar ones.

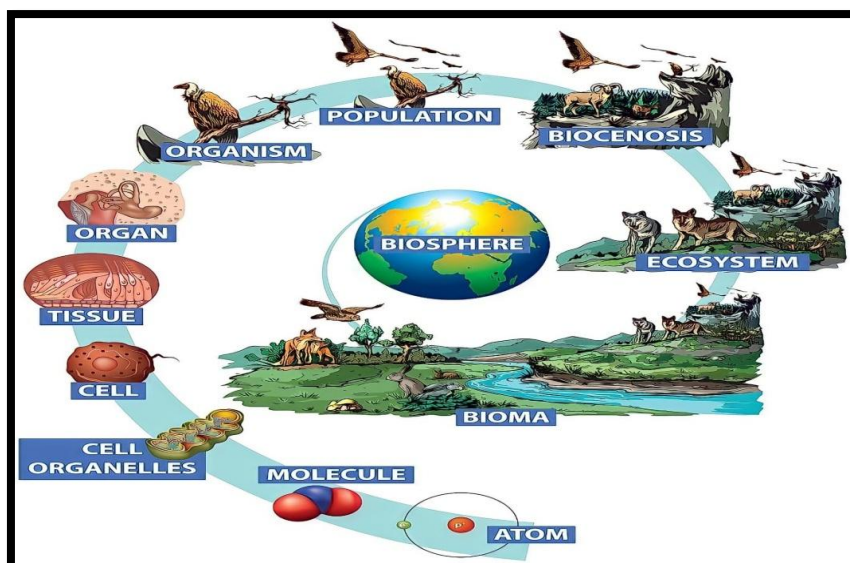


Fig.1.5. Biosphere

Biodiversity hotspots are areas with extraordinary concentrations of endemic species that are also facing unusually high threats and should be priority areas for conservation programs.

Ecosystems biogeographic units of biosphere are communities of biology interacting with their physical environments. These systems stretch from sprawling tropical rainforests and coral reefs to minute communities within soil aggregates or animal guts. In ecosystems, energy generally flows in a linear direction, starting with primary producers (mainly photosynthetic organisms), passing through several levels of consumers, and finally reaching decomposers. Nutrients, in contrast, cycle indefinitely among live and nonlive things. Ecosystem dynamics includes complex set of interactions among various organisms and food web. These are complex adaptive systems with properties like resilience (how well they recover from disturbance) and resistance (how well they withstand change), although these qualities have limits. Ecosystems can shift between those alternative states when pressured (naturally and anthropogenically) beyond thresholds in regime shifts with new buildings and functions; coral reef systems that are hardened or fortified to coral dominance can shift from coral to algal dominance. Biosphere substantially alters Our earths other spheres via biogeochemical cycling and physical alteration. Photosynthesis performed by plants, algae and some bacteria turn



NOTES

ENVIRONMENTAL STUDIES AND DISASTER MANAGEMENT

carbon dioxide from air into organic compounds, with oxygen released as waste. This process not only offers energetic basis for most ecosystems but has fundamentally changed atmosphere of Our earth, allowing evolution of aerobic organisms. For example, specialized microorganisms are capable of converting nitrogen in atmosphere into biologically available forms that are critical for protein. Outside of chemical transformations, organisms alter their environments physically: beavers build dams and create wetlands; corals build reefs; vegetation stabilizes soils and alters nearby hydrology. Biotic interactions with physical environment introduce feedback loops that have caused both biological and physical evolution to converge on our earth's history, revealing biosphere not just as passive inhabitant but also as an active planetary force.

Primary productivity the pace at which organisms utilize and store energy from external sources undergirds biosphere function. Photosynthesis is responsible for most of this productivity, although chemosynthesis (which uses chemical energy sources) plays role in specialized habitats such as deepsea hydrothermal vents. Global gross primary productivity is estimated at about 105 petagrams of carbon per year, with terrestrial and marine systems contributing roughly equal shares. However, there are great variations in efficiency and patterns of this productivity between biomes due to factors such as water availability, temperature, nutrient availability and light circumstances. Productivity hotspots include tropical rainforests or highly productive coastal zones, while deserts and open oceans exhibit lower productivity rates. Human activities profoundly alter primary productivity, from land use change, fertilizer use, fisheries exploitation, and climate change. These changes cascade through trophic levels, altering amount of energy available to consumers and destabilizing food webs that have been finely tuned over thousands of years. Darwinian selection imposed relatively minor restrictions on humans compared to other species, and we have a unique capacity, relative to biosphere, to manipulate environments and exploit biophysical resources that reside within them. Over recent centuries,



NOTES

ENVIRONMENTAL STUDIES AND DISASTER MANAGEMENT

human population has grown exponentially, from around 1 billion in 1800 to nearly 8 billion today, putting increasing pressure on biosphere systems. Through agriculture, urbanization, resource extraction and waste generation, we have reshaped about 75% of ice free land covers and drastically changed marine and freshwater systems. This record is dramatically augmented by interactions that humans have biosphere with food production, water purification, climate regulation, and cultural benefits implying critical coexistence, where humans depend on biosphere services, even as they actively alter biosphere circumstances.

Climate change is key driver of biosphere instability, contributing to changed species distributions, phenology, physiology and ecosystem functions. Warmer temperatures move compatible habitat ranges poleward and up in elevation, forcing species to migrate or adjust. Yet, habitat fragmentation, physical barriers, and differences in migratory capacity between interdependent species hinder these responses, of which an alteration may disrupt ecological ties. Climate induced changes intiming of flowering, migration, hibernation, and other lifecycle cycle events can create mismatches between species that have evolved synchronal patterns, such as plants and their pollinators. Ocean acidification, an inevitable result of rising atmospheric carbon dioxide, enthrats calcifying organisms like corals, mollusks and some plankton that build foundation of marine food webs. Although climate change may create opportunities for some species whose ranges expand or who outcompete other species, overall effect on biodiversity and ecosystem function will be negative—as it is compounded by exceedingly rapid pace of change exceedingadaptive capacity of many species. Conservation biology has been designed to address threats to biodiversity and ecosystems caused by increasing anthropogenic pressure. Protected areas are key pillar for conservation, with around 15% of the terrestrial and 7% of marine environments currently protected in some way. However, effectiveness of these areas can vary widely based on management practices, design considerations, and



NOTES

ENVIRONMENTAL STUDIES AND DISASTER MANAGEMENT

surrounding land uses. Conservation strategies are now identifying value of landscape connectivity, which facilitates species movement between protected areas via wildlife corridors and habitat networks. Ex situ conservation strategies, such as seed banks, captive breeding programs, and genetic repositories, act as insurance policies for especially imperiled species. Restoration ecology is new discipline dealing with renewal of degraded ecosystems, interesting instances being reforestation projects, wetland restorations, and coral reef rehabilitation programs. While varied, such approaches all aim to sustain communities of native species and the ecosystem functions that underpin biodiversity and human wellbeing. It tries to keep human needs in harmony with biosphere integrity. In forestry, selective harvesting, reduced impact logging, and certification systems encourage production of timber while sustaining ecosystem functions. Ecosystem based fisheries management that participates not only target species, but also by catch, impacts to habitats, and food webs has gained increasing traction. For example, the reducing chemical inputs, minimizing soil degradation, conserving water resources and maintaining genetic diversity in agricultural sustainability efforts. These are sectors that need to balance rising demand with more environmentally sensitive approaches, especially as global population and consumption levels rise. The technical approaches require supporting governance systems that acknowledge local knowledge, ensure rights to resources, and involve multiple stakeholders for their effective implementation.

Biosphere responses to anthropogenic pressures that reveals both vulnerabilities and resilience mechanisms. Some ecosystems show extraordinary resilience when stressors are removed forests recover from agriculture on what had been farm land, marine populations of fish rebuild within well managed protected areas, and biodiversity expands in urban green spaces when restored. Ecological succession can play an important role in these recovery processes as pioneer species start to colonize disturbed regions, and more complex



NOTES

ENVIRONMENTAL STUDIES AND DISASTER MANAGEMENT

communities follow. Recovery, however, may not follow original paths of progress, especially in cases where environmental backgrounds have shifted or loss of key species has occurred. These patterns of response facilitate identification of potential influence points for conservation and restoration action, which can enable biosphere resilience in future. Biosphere studies cover approaches from molecular biology focused on adaptive genetic reinforcements to global ecology probing planetary patterns. Technological advances like environmental DNA analysis, remote sensing, animal tracking devices, and computational modeling offer unprecedented insight into structure and functioning of biosphere. Citizen science initiatives engage non specialists in biodiversity monitoring, which helps expand data collection capacity while also strengthening public connection to nature. As humanity learns to live in biosphere we must couple this knowledge with contextual wisdom, understanding both inherent value of biodiversity and fact that we depend on full functioning biosphere to support our societies.

Our earth's four spheres atmosphere, lithosphere, hydrosphere and biosphere don't operate as isolated systems but as parts of an integrated whole. These interactions occur over multiple temporal and spatial scales, generating feedback loops that maintain circumstances of our earth, and power its extraordinary dynamics. Material exchanges between spheres are processes weathering, water cycle and nutrient cycling etc. Energy also flows across boundary between spheres, like solar radiation coming into atmosphere, geothermal heat leaving lithosphere. Despite extensive external forcings and internal perturbations, these interactions have kept relatively favorable circumstances for lifecycle over billions of years. Carbon cycle offers a great example of complexity of interactions between the earth's spheres. Carbon dioxide from atmosphere dissolves into hydrosphere, especially oceans, which produces carbonic acid that weathers lithosphere rocks, releasing calcium and bicarbonate ions that eventually combine in molecular reaction to form carbonate sediments.



NOTES

ENVIRONMENTAL STUDIES AND DISASTER MANAGEMENT

Simultaneously, biospheric photosynthetic organisms capture atmospheric carbon dioxide, converting it to organic compounds to be passed to other organisms through food webs, returned to the atmosphere through respiration, or buried in sediments to form fossil fuels overtime scales of geology. This cycle has been greatly disrupted by human activities that have extracted and burned fossilized carbon that has been sequestered within lithosphere for millions of years. This perturbation has ramifications across all sphere swarming atmosphere, acidifying hydrosphere, stressing biosphere, and possibly making weathering more active in the lithosphere. They also stress difficulty of anticipating Our earth system dynamics under new circumstances and necessity for integrated management strategies.

Extreme events can cause cascading effects across many spheres. Volcanic eruptions originating from lithosphere release particulates and gases into atmosphere, causing short term global cooling, these gases can even change patterns of precipitation and affect photosynthesis in biosphere. Each major storm exchanges energy and materials between the atmosphere and hydrosphere, triggers landslides at lithosphere, and disturbs ecosystems at biosphere. Earthquakes can create tsunamis, which ravage coastal towns and ecosystems and reshape short lines. 2004 Indian Ocean our earthquake and tsunami vividly illustrated these interconnections, with movement of lithosphere creating waves of hydrosphere that destroyed components of coastal biosphere as well as human communities. Characterizing these cross-sphere interactions is critical for disaster risk reduction because to be effective all preparedness and response strategies must consider multi hazard aspect and their potential interactions. Human activities increasingly act as master interconnect between spheres of our earth. Agriculture reorganizes biosphere through species selection, management and modifies lithospher

1.1.5. Summary

The environment is the sum total of all external conditions and influences affecting the life and development of living organisms on



NOTES

ENVIRONMENTAL STUDIES AND DISASTER MANAGEMENT

Earth. It consists of four major segments: the atmosphere, which is the layer of gases surrounding the planet and essential for breathing and climate regulation; the lithosphere, the solid outer layer of the Earth that includes soil, rocks, and landforms and provides a foundation for terrestrial life; the hydrosphere, which encompasses all water bodies such as oceans, rivers, lakes, and underground water, playing a key role in supporting life and regulating temperature; and the biosphere, the global zone where life exists, interacting with all other spheres to sustain ecosystems. These segments work together to maintain balance and support life on Earth.

SELF ASSESSMENT QUESTIONS

A. Multiple Choice Questions (MCQs)

1. **Which layer of Earth is known as the solid outer layer?**
 - a) Atmosphere
 - b) Biosphere
 - c) Lithosphere
 - d) Hydrosphere
2. **What percentage of Earth's surface is covered by water?**
 - a) 50%
 - b) 60%
 - c) 71%
 - d) 80%
3. **Which gas is most abundant in the atmosphere?**
 - a) Oxygen
 - b) Nitrogen
 - c) Carbon dioxide
 - d) Hydrogen
4. **The biosphere includes:**
 - a) Only animals
 - b) Only plants
 - c) All living organisms
 - d) Only humans
5. **Which sphere interacts directly with the hydrosphere and atmosphere to support life?**



NOTES

ENVIRONMENTAL STUDIES AND DISASTER MANAGEMENT

- a) Lithosphere
- b) Cryosphere
- c) Biosphere
- d) Geosphere

Answer keys: 1.c) Lithosphere, 2.c) 71%, 3.b) Nitrogen 4.c) All living organisms, 5.c) Biosphere

B. Short Answer Questions

1. What is the lithosphere composed of?
2. Define the term 'biosphere'.
3. Mention any two functions of the atmosphere.

C. Long Answer Questions

1. Describe the main components of the environment
2. Explain the structure and importance of the atmosphere.
3. Discuss the role of the hydrosphere in maintaining life on Earth.



NOTES

ENVIRONMENTAL STUDIES AND DISASTER MANAGEMENT

UNIT- 1.2. ECOSYSTEM

One of many approaches in ecology is ecosystem, which is crucial because it illustrates elaborate interaction between live things and their physical environments. These self-regulating natural systems are foundation of our biosphere, which nurtures all lifecycle and is rooted in complex interactions and energy transfers. Ecosystems function as units in which innumerable interdependent relationships play out plants capture sunlight, herbivores eat plants, predators catch prey, and decomposers recycle organic matter. Each ecosystem, whether it occupies tens of thousands of square kilometers or tiny corner, sustains delicate balance evolved over millennia. This stability enables continued exchange of energy and nutrients, which supports rich pool of biodiversity that can adapt to slow fluctuations in environment. With human activities transforming these natural systems with increasing intensity and permanence, gaining insights into structure, function, and dynamics of ecosystems is drawing attention not only in academic fields but also as critical understanding for future sustainability of our planet.

The idea of an ecosystem grew from need to appreciate that organisms could not be studied in isolation from their environment. This holistic approach transformed ecological thinking from interactions between individual species to connections between entire communities and their physical around. The organisms can evolve with their environments, adapting to specific ecological niche they occupy and contributing to general functioning of ecosystem. Any disruption to this web of relationships, however small, can lead to cascading changes through system that, in end, may change its very nature. Ecosystems offer vital services that sustain human lifecycle and wellbeing, from oxygen we breathe to the food we eat. By studying these intricate systems, their buildings, processes, and failings, offered an important perspective of our own status amidst the natural world, and our role as care givers to environmental health.



NOTES

ENVIRONMENTAL STUDIES AND DISASTER MANAGEMENT

1.2.1. Origin and Evolution of the Ecosystem Concept

First, word “ecosystem” was introduced to scientific community by British Ecologist Arthur G. Tansley in 1935, major advance in ecological thinking. Before Tansley proposed his idea, ecologists studied single organisms or simple biotic communities without fully considering effects of physical environment. Tansley acknowledged this limitation and, in response, united all anthro physical and biological elements into functional unit by proposing ecosystem concept as more all with paradigm. He advocated for ecosystems as basic units of nature in his seminar paper, “The Use and Abuse of Vegetational Concepts and Terms,” observing that organisms cannot be disentangled from specific environment with which they integrate into one physical system. This ground breaking view offered foundations for contemporary ecosystem ecology and radically altered way scientists looked at the environment.

Although Tansley was the one who introduced term, roots of ecosystem thinking were developed by earlier ecological trail blazers. It was German biologist Ernst Haeckel who first stated ecology in 1866 as “the study of relationship of organisms with their environment,” laying groundwork for ecosystem thinking, latter was expanded into idea of ecological succession, idea that plant communities can be viewed as “super organisms” that develop into climax state by American ecologist Frederic Clements, field continued to progress following work of Raymond Lindeman in early 1940s, who proposed and refined notion of trophic dynamics, which is concerned with energy flow through food chains. His work at Cedar Bog Lake yielded one of first quantitative descriptions of energy flow in an ecosystem, illustrating how energy moves from one trophic level to next, with major losses at each link of chain. Taken together, these historical trends turned ecology from descriptive science concerned with categorization of species to systems science interested in energy flow, nutrient cycling, and complex interactions between biotic and abiotic components.



NOTES

ENVIRONMENTAL STUDIES AND DISASTER MANAGEMENT

All ecosystems, whether large or small, are composed of two basic types of components: biotic (living) and abiotic (nonliving) factors. Biotic parts are living components that actually exist in atmosphere, like producers primarily photosynthetic organisms (plants, algae, and some bacteria) consumers (organisms that obtain energy via feeding on others), and decomposers (organisms that break down dead organic matter). These live elements interact with one another, creating food webs and participating in different ecological interactions: competition, predation, parasitism, mutualism, and commensalism. composition, abundance, and diversity of these biotic components are important for ecosystem stability, resilience, and productivity. By mediating their metabolic activities, these organisms propel cycling of nutrients and flow of energy supporting ecosystem functions. Whether it is soil microbes or redwood trees, every organism has function that decodes ecosystem processes and biological diversity and there is similar wavelength that sustains the vitality and functionality of ecosystem.

These factors are climate logical (temperature, precipitation, sunlight, wind), edaphic (characteristics of soil, with texture, structure, pH, and nutrient content), topographic (altitude, slope, aspect), and hydrologic (water availability, quality, and movement patterns). Abiotic components also include vital elements and molecules that flow through ecosystem and offer lifecycle, like carbon, nitrogen, phosphorus and oxygen. Without these abiotic components, environmental circumstances wouldn't be able to sustain certain organisms alive and well within particular ecosystem. They also affect distribution and abundance of species, their behaviour, and their physiological processes. Impact of biotic components on abiotic factors and abiotic circumstances on biotic communities is bidirectional whereas abiotic factors design biotic communities, live organisms set about transforming their material environment via processes of soil progress, water quality, and microclimate regulation. These complex relationships between biotic (or living) and abiotic (or nonliving)



NOTES

ENVIRONMENTAL STUDIES AND DISASTER MANAGEMENT

factors are cornerstone of all processes and functions occurring within an ecosystem.

1.2.2. Structure and Organization of Ecosystem

Ecosystems are structured in hierarchy, which ranges from individual organisms to complex forms of biological organization. Organisms at most basic level are units of an ecosystem, for every individual is an adaptation to particular environmental condition or ecological niche. These entities belong to populations organisms of same species in a specific area which exhibit specific characteristics like density, age structure, sex ratio, and evolution patterns. Communities are formed when populations of different species live and/or interact in same area, and are described by their species composition, diversity, and network of interactions between species. Communities, along with their physical environment, make up ecosystems, which in turn combine to create biomes great geographic areas that share same climate, type of vegetation and type of animal communities. This hierarchy between levels enable ecologists to analyze ecological processes at different levels of scale, from individual physiology to global biogeochemical cycles, revealing insights into way alterations at one level can cascade throughout entire system.

The role of space in ecosystem dynamics and function do not exist as homogeneous units, but rather mosaic of patches or microhabitats differing in physical circumstances and resource availability. This spatial heterogeneity leads to variety of ecological niches that can sustain different species with varying needs and adaptations. Ecotones are transitional areas between two ecosystems, where they meet, and they typically are vegetated or blend of ecosystems. Each of these ecotones have distinct characteristics that foster species from both adjoining ecosystems and specialized species that thrive in intermediate state. Vertical organization is also important in many ecosystems, particularly forests, where canopy, understory, shrub layer, and forest floor form unique microhabitats with differing light

regimes, temperature profiles, and moisture circumstances. This stratification enables more efficient use of resources as different species can exploit different layers, thereby increasing ecosystem's ability to support biodiversity and offer multiple functions simultaneously. Intricate spatial distribution of ecosystem parts helps ensure robustness, because local disturbances will impact some patches of system while others will remain unaffected, promoting recovery dynamics.

Energy flow is one of the most basic processes of ecosystems, powering all ecological functions and supporting lifecycle. Only a few percent of solar energy is converted into chemical energy when it is captured by photosynthetic organisms primarily plants, algae, and some bacteria in a process called photosynthesis.

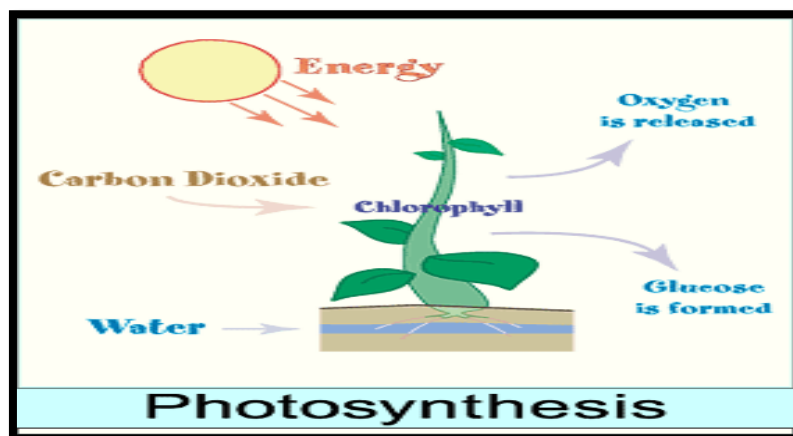


Fig.1.2.1. Photosynthesis

Once the sun shines down, these primary producers can harness solar energy and convert it into chemical energy, which they store in organic compounds; they are at the base of ecosystem's energy pyramid. Energy, in contrast to nutrients that can cycle within ecosystems, flows in a unidirectional path, dictated by laws of thermodynamics. Energy is lost through metabolic processes, following the second law of thermodynamics that energy transformations increase entropy in the universe as energy moves from one trophic level to the next in feeding relationships. Due to this inefficiency in energy transfer – which, in this case, means that approximately only 10% of energy can be transferred between trophic levels – energy limits both the number of trophic levels and the lengths of food



NOTES

ENVIRONMENTAL STUDIES AND DISASTER MANAGEMENT

chains within ecosystem, rest of energy goes to maintenance, evolution, reproduction, and other lifecycle activities of organisms at each level, or it is dissipated as heat during respiration. Energy transfer shown in Fig below.

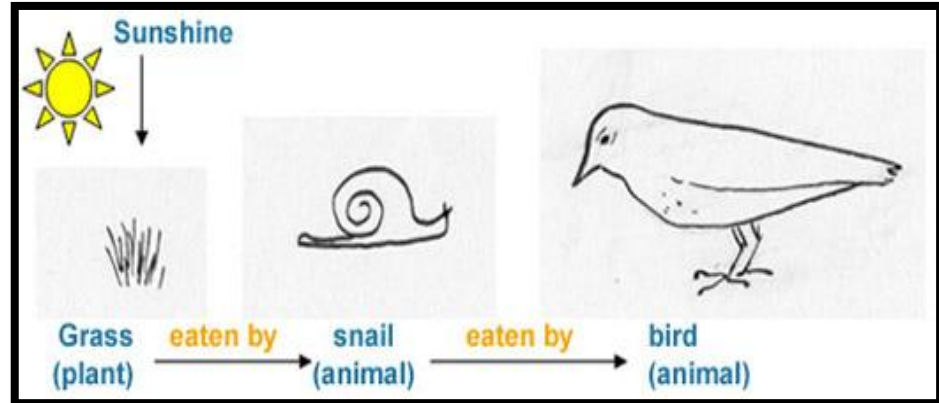


Fig 1.2.2. ENERGY TRANSFER

Ecological pyramids and food webs can be modeled, showing complex feeding relationships that exist between organisms and represent energy flow through ecosystems. "The ecological pyramids depict, in graphical form, progressive reduction of energy, biomass, or number of individuals within successive trophic levels." Food chains are illustrated through linear sequences of feeding relationships that demonstrate transfer of energy from primary producers to primary consumers (herbivorous consumers), to secondary consumers (carnivore consumers of herbivores), and in some cases even to tertiary consumers (carnivore consumers of carnivores). Ecosystems are complex webs of interacting species, and there are many functional pathways by which nutrients and energy move through an ecosystem, with many species occupying multiple niches and feeding at different trophic levels. The complex networks of feeding relationships also contribute to stability of ecosystems, as their alternative routes of energy flow can compensate when specific species decline. Consequently, it leads to no food chain, where food moves from one trophic level to next with high degree of efficiency, mediated by factors such as food on digestibility, consumers'.

energy requirements and environmental state, which is an important determinant of how productive and capable an ecosystem can be. However, recognizing energy flow patterns does assist ecologists better ascertain how ecosystems may respond to disturbances, such as loss of keystone species or variations in primary productivity as result of environmental changes.

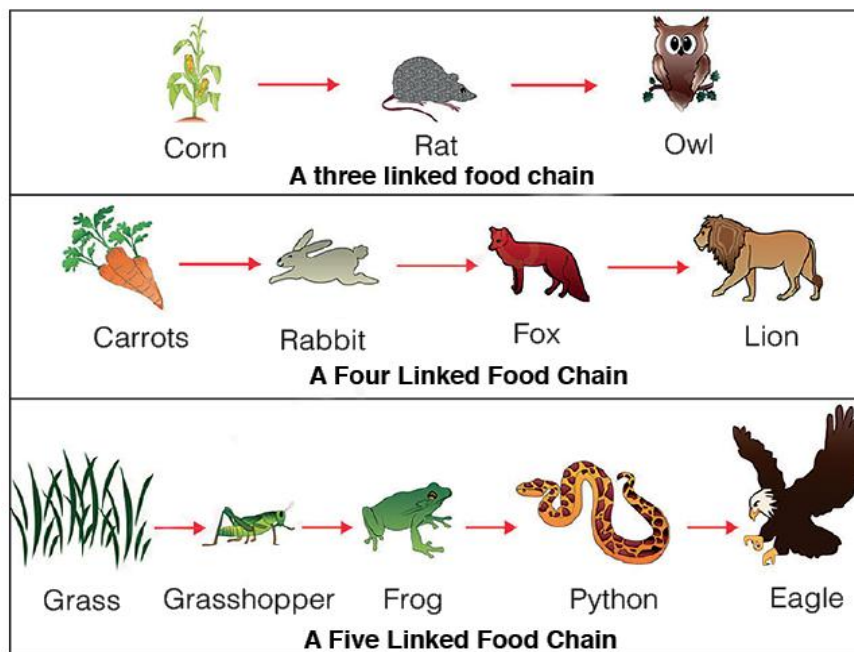


Fig. 1.2.3. Food Chain

1.2.3. The Role of Nutrient Cycling in Ecosystems

By contrast, nutrients cycle among biotic and abiotic component in processes called biogeochemical cycles, rather than flowing through ecosystems in linear fashion like energy. These cycles describe movement of vital elements, with carbon, nitrogen, phosphorus, sulfur, and water, through various environmental reservoirs and organisms. Carbon, universal building block for all organic matter, traverses between the atmosphere (as carbon dioxide), live organisms (as components of organic compounds), soils (as organic matter), and aquatic systems (as dissolved carbon dioxide and carbonates). Photosynthesis takes carbon dioxide out of atmosphere; respiration, decomposition and combustion release it back into atmosphere. There are four levels of nitrogen cycle, which requires to transform around



NOTES

ENVIRONMENTAL STUDIES AND DISASTER MANAGEMENT

78% of its gaseous form (N_2) in atmosphere unused by most organisms, and is given bio available forms: ammonium, nitrate and amino nitrogen. Specialized bacteria are main agents in ammonification (converting amino acids into ammonia), nitrification (converting ammonia into nitrites and nitrates), and denitrification (converting nitrates back into atmospheric nitrogen). Majority of phosphorus cycle, is through the weathering of phosphate rocks, plant uptake, and food chain transfer, return as organism decomposition no real atmospheric phase.

These interactions have important implications for ecosystem productivity and stability by affecting rate and efficiency of nutrient cycling. Fast nutrient cycling is characteristic of highly productive ecosystems such as tropical rainforests, where warm, moist circumstances promote processes of decomposition and tight biological controls help to prevent losses of nutrients. In contrast, in harsh environments such as arctic tundra nutrient cycling is slower because low temperatures slow down decomposition, and nutrients accumulate in organic matter rather than in soil solution, which reduces their availability to primary producers. Examples of global biogeochemical cycle perturbations by human activity include fossil fuel combustion, industrial nitrogen fixation for fertilizer production, mining of phosphate ore deposits and land use change. These changes have caused several environmental challenges like climate change from increased carbon dioxide in atmosphere, eutrophication of lakes and rivers caused by increased nitrogen and phosphorus loads, and soil degradation due to nutrient depletion or imbalance. Insight into mechanisms underlying nutrient cycling informs sustainable management practices that maintain appropriate nutrient balances within ecosystems while minimizing environmental impacts. These cycles are interlinked, also pointing to interdependencies in ecosystem function.

Ecosystem productivity is measure of the rate at which energy is captured and converted to organic matter through photosynthesis and



NOTES

ENVIRONMENTAL STUDIES AND DISASTER MANAGEMENT

chemosynthesis, and represents key measure of ecosystem function. Primary productivity specifically refers to creation of organic matter by autotrophs (primarily plants, algae, and some bacteria) using solar or chemical energy. GPP (Gross primary productivity) refers total energy fixed by producers, while net primary productivity (NPP) the energy left over once producers use some for their own respiration is energy available to consumers and decomposers. Secondary productivity is amount of organic matter produced by heterotrophs (consumers) as they use chemical energy from food they consume to form their own biomass. Productivity is highly variable among ecosystems, driven by many factors with light availability, temperature, water, nutrient availability, and efficiency of dominant primary producers at using photosynthetic capacity. Tropical rainforests and coral reefs are among, earth's most productive ecosystems high solar radiation, constant growing seasons and abundant moisture or nutrients drive and rapid biomass production etc. Deserts and deep ocean environments, by contrast, have lower productivity affected by limiting factors such as availability of water, or penetration of light.

Biomass, i.e., total mass of live organisms in an ecosystem, is stock variable that represents the accumulation of productivity over time. Because energy is lost during transfers, distribution of biomass through typically in pyramid shape, with primary producers making up greatest component of biomass, and smaller biomass in higher levels of trophic due to efficiency of energy transfers. On other hand, in certain aquatic ecosystems, due to high turnover rate of phytoplankton that can sustain significantly larger biomass of longer-lived consumers, inverted biomass pyramids may exist because these biomasses of producers are lower than biomass of consumers at any time. Predator welfare domains can also be inferred from ecosystem dynamics using ratio between productivity and biomass (P/B ratio), where rapid turnover of organic matter and efficient processing of energy yield high P/B ratio, but low ratios imply extended residence times of organic matter and longer recovery post disturbance. In Worldwide distribution



NOTES

ENVIRONMENTAL STUDIES AND DISASTER MANAGEMENT

the anthropogenic processes through agricultural intensification, forest management, fisheries exploitation, and climate change are increasingly modulating ecosystem productivity and distribution of biomass respectively. These human induced effects have ability to either increase productivity, through fertilization and irrigation, or decrease it with habitat loss, overharvesting, pollution and changes to biogeochemical cycles. It focuses on sustainable ecosystem management, which aims to sustain productivity at levels sufficient to satisfy human needs, whilst also ensuring integrity of ecosystem and its functioning for future generations.

Ecological succession is the directional change in community composition through time and is fundamental theory underlying ecosystem progress and recovery. On newly exposed substrates that do not yet have soil, primary succession occurs, for instance, on volcanic islands, retreating glaciers, or sand dunes with pioneer species, usually lichens, mosses, and some herbaceous plants, colonizing barren habitat. This process, known as facilitation, allows most useful of these early colonizers to alter environmental circumstances via physical and chemical weathering of substrate, organic matter build up, and microclimate modifications that slowly give rise to establishment of more demanding species. In contrast, secondary succession occurs in previously stagnated regions that had been disturbed by burning, flooding or abandonment of agriculture, and still have some soil and organic matter. This kind of succession usually occurs more quickly than primary succession due to remaining nutrients, seed banks, and more appropriate climatic circumstances at onset. Both types of succession generally follow similar trajectories of increasing diversity, biomass production, structural complexity and functionality of ecosystems over time, although exact path can vary widely depending on factors such as climate, substrate properties, available species pool, and disturbance regime.

Classical successional theory, founded by early ecologists such as Frederic Clements, postulated that succession leads to climax



NOTES

ENVIRONMENTAL STUDIES AND DISASTER MANAGEMENT

community the infallible, self-reproducing ensemble of species that exists in dynamic balance with local climate. Today, succession theory focuses on many possible pathways and end points depending on historical contingencies, species interactions, and environmental constraints, denoted alternative stable states. Ecosystems show profound alterations in functional properties over successional progress, with increases in primary productivity, nutrient retention efficiency, energyuse efficiency, and resistance to disturbance. Selected species that can grow quickly, reproduce in high numbers, and disperse effectively typically dominate early successional stages, while selected species that grow slowly, reproduce in lower numbers yet are superior competitors and more efficient resource utilizers take over later successional stages. These insights are important for ecological restoration and conservation planning, as well as for predicting how ecosystems will respond to anthropogenic disturbances (such as climate change, landuse change, and invasive species) and how successional route can be guided towards favorable pathways (i.e., early succession) that reward management interventions that lead to resilience of original ecosystem.

Ecosystem stability includes range of characteristics that are related to how ecosystems respond to disturbance, with resilience resistance, and persistence. These properties arise from intricate relationships between biotic and abiotic constituents and hold significant consequences for management and conservation of ecosystems relationship between biodiversity and stability has been subject of extensive investigation, with increasing evidence consistent with notion that more diverse ecosystems tend to be more stable, notably through mechanisms such as functional idleness, asynchronous species responses to environmental variation and positive interactions that cushion against circumstances of stress. In contrast, existing species interactions can also impact stability, with certain interaction configurations and especially those featuring so called keystone species or strong interactors, increasing risk of cascading consequences if critical



NOTES

ENVIRONMENTAL STUDIES AND DISASTER MANAGEMENT

components collapse, idea of ecological threshold's/tipping points has been established in stability research to show that disturbances to ecosystems can result in these tipping points being crossed triggering an abrupt and often irreversible change to that ecosystem and alternative states.

The stability of ecosystems occurs on different temporal and spatial scales, with stability mechanism at each particular scale. Individual physiological responses and population dynamics buffer short term environmental variance at small scales; spatial heterogeneity and metacommunity dynamics extend time scaled extent of regional persistence in face of local variability at larger scales. Negative feedbacks often stabilize systems, while positive feedbacks reinforce and convert systems into other states. Ecosystem stability is disrupted by human activities, and multiple stressors climate change, habitat fragmentation, pollution, overexploitation and introductions of invasive species have been shown to cause important shifts in communities. These anthropogenic pressures frequently interact synergistically, threatening to outpace stabilizing processes to which species adapted under prevailing natural disturbance regimes. Ways to manage for stability in ecosystems include protective functional diversity, connectivity among habitat patches, reducing anthropogenic stressors, protecting keystones and system processes, and practicing adaptive management based on early warning signals of imminent regime shifts. While factors driving ecosystem stability are complex, they are also critical to determine when setting conservation priorities and designing restoration efforts in order to conserve ecosystem functions and services under accelerating global change.

1.2.4. Types of ecosystems and common Terrestrial Ecosystems

Ecosystems are categorized based on dominant vegetation, climate, geography, and other physical characteristics. This categorization allows scientists to arrange ecological knowledge, compare various systems, and devise some general principles about ecosystem function. At its broadest, biomes are stated as large geographical areas that share



NOTES

ENVIRONMENTAL STUDIES AND DISASTER MANAGEMENT

similar climatic circumstances, vegetation structure, and communities of organisms. Terrestrial biomes are mainly characterized by temperature and precipitation patterns which impact predominant forms of vegetation. For instance, tropical rainforests can be found in areas where there are abundant amounts of rainfall and consistent temperatures throughout year but desert develops in places where amount of rainfall is scarce. Descending from these extremes is gradient of forest types, grasslands, shrublands, and other unique groupings of ecosystems, each evolved to take advantage of specific combinations of elements encountered in environment. These global biomes can be subdivided into various sub biomes based on more local climate types, soil properties, topography, disturbance, and biogeography. These classification systems have deep implications for understanding ecological patterns and processes both spatially (e.g., within local communities) and temporally (e.g., at global distributions).

Forests comprise some of our earth's headmost complex and biodiverse terrestrial ecosystems, and there are several different types based on climate and dominate vegetation. Tropical rainforests develop and flourish throughout equator with its rich species diversity, multi-tiered canopies, and climate that enables growing season that lasts year-round due to high, consistent temperatures and sufficient precipitation. Collectively covering 7% of our earth's land surface, these forests house 50% of our earth's terrestrial biodiversity. The temperate forests, these are found in mid-latitude regions with moderate rainfall and distinct seasons containing fewer species but more biomass, broadleaf deciduous trees dominate where winters are cold, while coniferous trees dominate cooler, dryer areas. Tundra, boreal forests (taiga), temperate forests, and tropical forests are our biomes, with boreal forests (taiga) growing at northern high latitudes, in massive stretches of cold adapted coniferous trees, lower species diversity, and by way, lot of carbon storage in trees and lot of carbon in soils buried for centuries. Not just forests, grassland ecosystems (tempered prairies, tropical savannas, alpine meadows) with grass



NOTES

ENVIRONMENTAL STUDIES AND DISASTER MANAGEMENT

dominance that is maintained by some combination of climate, fire, grazing and soil circumstances cover an estimated 40% of our earth's land surface. Desert ecosystems, found in areas with annual precipitation of fewer than 25 cm, are home to extraordinarily evolved organisms that are able to survive low water availability and high temperature stress through specialized physiologies and behaviors. Tundra ecosystems occur at high latitudes and elevations in treeless regions where low growing vegetation is favored due to short growing seasons, permafrost circumstances and extreme cold. All these major types of ecosystems sustain their own unique assemblages of species and offer distinct ecological functions and services.

The Major Aquatic Ecosystems are Freshwater and marine systems, each embodying unique physical, chemical and biological properties, then make up two broad categories of aquatic ecosystems that span nearly 71% of surface of our earth. Freshwater ecosystems, which make up less than 3% of world's water are home to some 40% of all fish species and include lotic (flowing water) systems (rivers and streams), lentic (standing water) systems (lakes and ponds), and wetlands (areas where terrestrial and aquatic environments intersect). Rivers and streams have unidirectional flow that generates environmental gradients from head waters to mouths that fundamentally shape species distributions and ecosystem processes. Headwater streams usually obtain considerable amount of energy from terrestrial vegetation (i.e., allochthonous sources), and comprise communities adapted to swift and aerated circumstances, while downstream reaches rely more on instream primary production (i.e., autochthonous sources) and command disparate assemblages adapted to moderate flows and potentially lower patterns of oxygenation. Warm periods cause lakes and ponds to form vertical stratification with distinct temperature layers (epilimnion, metalimnion, hypolimnion) which affect nutrient distribution, oxygen availability, and organismal distributions. Wetlands, marshes, swamps, bogs, and fens act as vital transition zones



NOTES

ENVIRONMENTAL STUDIES AND DISASTER MANAGEMENT

that filter pollutants, help buffer floods, recharge groundwater and offer necessary habitat for many specialized species.

Marine ecosystems which include everything from coastal regions to deepest oceans trenches and include nearly 97 percent of the earth's water are among most biodiverse on planet. Tidal fluctuation characterizes these intertidal zones that have several difficult circumstances for organisms they must deal with periodic aerial exposure, salinity changes and wave action but also highly productive niches at land-sea-interface. Coral reefs, commonly known as "Rainforests of Sea," are one of most diverse and productive marine ecosystems on planet, constructed by coral animals that harbor symbiotic algae and form elaborate three dimensional frameworks upon which thousands of species depend. Estuaries, where rivers mix with ocean, are characterized by salinity gradients and nutrient rich environments that promote high productivity and are essential nursery habitats for many economically important fish and shellfish species. open ocean is vertically organized into a surface layer called photic zone (where light penetrates and is sufficient to drive photosynthesis), mesopelagic or "Twilight" zone (where light diminishes), and aphotic zone (perpetual darkness below about 1,000 meters).

Human Impacts on Ecosystems: Anthropogenic activities have reshaped the earth's ecosystems at rates and scales unparalleled in history, with evidence of human modification found on >75% of planet's ice-free land surface. Of various types of anthropogenic pressures, land use change represents one of most consequential direct impacts on global biome, as

- (i) the expansion of agriculture replaces natural vegetation with crop lands and pastures,
- (ii) urbanization transforms natural and modified systems into built environments, and
- (iii) exploitation of natural resources disrupts and fragments remaining natural areas.



NOTES

ENVIRONMENTAL STUDIES AND DISASTER MANAGEMENT

These changes greatly decrease habitat availability, fragmented ecological connectivity, and modified vital ecosystem processes, with hydrological cycles and energy flows. major impact of pollution, for example, introduction of harmful substances into ecosystems; its consequences can be as small as local toxicity and as large as global atmospheric changes. Nutrient pollution, such as nitrogen and phosphorus from agricultural runoff and wastewater, contributes to eutrophication of water bodies, yielding low oxygen levels and harmful algal blooms. They bioaccumulate in food webs, compromising health of organisms and potentially threatening health of humans who consume them, with common contaminants such as heavy metals, persistent organic pollutants, and plastics. Climate change, caused by emissions of greenhouse gases through combustion of fossil fuels, industrial processes, and landuse change, has far reaching significances on ecosystems through temperature increases, shifts in rainfall patterns, sealevel rise and intensification of extreme weather events, resulting innneed for adaptation, migration, or extinction for many species.

Continue to deplete population stocks and drive species extinctions, with cascading effects throughout food webs. Impact of industrial fishing practices on marine ecosystems is acute, with around third of fish stocks exploited for commercial purposes classified as overexploited. Global trade and transportation facilitate biological invasions, which is arrival of non native, and often invasive, species that outcompete natives, disrupt relationships, and homogenize different ecological communities. They have together pushed extinction rates up to 1001,000 times natural background rate, raising fears ofsixth mass extinction event. Ecosystem responses to such multistressor environments are often nonlinear and exhibit threshold effects, whereby gradual environmental change causes sudden transition to an alternative state which is characterized by lower biological diversity and reduced ecosystem services. Solutions are increasingly centering on nature-based approaches that are in line with



NOTES

ENVIRONMENTAL STUDIES AND DISASTER MANAGEMENT

ecological processes rather than against them, policy reforms that incorporate ecosystem service values into decisionmaking, and governance arrangements that allow for stakeholder participation and adaptive management in response to altering circumstances.

Management and conservation of ecosystems have gone from narrow approaches focused on species to more integrative interventions that conserve ecosystem integrity while providing benefits to human communities. This change can improved understanding of interlinked nature of our ecosystems and continued realization that singular protection of separate species tends to fail when broader ecological environments are not taken into account and safeguarded. Current approaches stress principles like maintaining and restoring existing ecosystem processes, as opposed to protecting individual ecosystem components; focusing on dynamic, everaltering nature of ecosystems as opposed to static environment; recognizing social ecological linkages that bind together human communities and natural systems; and using adaptive management, technique that embraces learning and flexibility to tackle uncertainty. Protected areas continue to be most integral tool for conservation, covering terrestrial (15%) and of marine (7%) areas on planet, but their ability to effectively serve this purpose varies greatly depending on their design, enforcement of protection, and quality of surrounding matrix importance of ecological restoration as conservation imperative and opportunity is gaining distinction, with restoration efforts from assisted natural recovery to full ecosystem reconstruction seeking to reverse degradation and recover lost ecosystem services.

The need for conservation, sustainable resource management, and balanced use of shared resource for good of all theme that runs through lot of successful conservation cannot take place unless human element is included. Examples of these approaches include ecosystem-based fisheries management that accounts for target species within their ecological context; sustainable forestry practices that preserve structural complexity and ecological functions offorest; and integrated



NOTES

ENVIRONMENTAL STUDIES AND DISASTER MANAGEMENT

watershed management that aligns activities across drainage basins to sustain water quality and quantity. New types of community based conservation and co-management arrangements are bringing local stakeholders into decisions to align traditional ecological knowledge with scientific understanding to state management strategies that make sense in context. Ecosystem service-based approaches are designed to offer economic incentives for conservation by recognizing direct profit derived from an intact ecosystem, whether it is through payment for such ecosystem services schemes, conservation banking or ecosystem-based adaptation to climate change. In this framework, landscape scale conservation planning seeks to ensure ecological connectivity between protected areas along wildlife corridors, via buffer zones and management of matrix considering habitat permeability for moving organisms. This heterogeneity points toward the complexities of conservation challenges and desirability of target-based solutions that consider ecological, economic, and social variables within given context. As human impacts increase, effective ecosystem stewardship will depend on foresight and adaptation, not just preservation of current or historical circumstances.

Ecosystem science is at an inflection point, facing both unprecedented challenges that call for fresh approaches and unprecedented opportunities created by technological and conceptual advances to understand and manage complex ecological systems. Drivers of global change with climate change, land use intensification, and biodiversity loss increasingly interact in complex ways to create novel ecosystems without historical analogues, with potential to drive cascading effects across ecological scales. These developing circumstances challenge more conventional conservation paradigms focused on loss of past and maintaining integrity of historic states of ecosystems and calls for forward looking paradigms that maintain capacity to adapt, and functioning of key processes regardless of changes in composition that may be experienced. As social–ecological systems are increasingly recognized as inextricably linked, successful conservation must



NOTES

ENVIRONMENTAL STUDIES AND DISASTER MANAGEMENT

integrate human dimensions, with governance systems, economic incentives, cultural values and social equity considerations, with ecological understanding. Such integration demands authentic multidisciplinary work between physical and social scientists, and also considerable understanding with diverse stakeholders, specifically indigenous, local communities whose livelihoods and cultural identities are indistinguishably linked to ecosystems.

Technological advances progressively augment our ability to observe, characterize, and control ecosystems. This are monitoring through remote sensing technologies from satellites to drones equipped with multispectral sensors reveals ecosystem dynamics at spatiotemporal resolutions previously unimaginable. Combined with environmental DNA sampling, where all species are detected from water or soilbased sample without needing to observe the species, DNA meta barcoding revolutionized biodiversity assessment capabilities for many aspects in all from academic research to conservation practice. Advances in big data approaches and artificial intelligence techniques can help analyze complex ecological datasets to discern patterns and relationships that are otherwise difficult to detect. Such advances, along with citizen science endeavours where public is involved in data collection, offer opportunities for more comprehensive and responsive monitoring of ecosystems. This challenge demands closing of long-standing bridges between understanding and action, developing more useful metrics for ecosystem health and functioning that can condition decision making, designing financial mechanisms that value properly ecosystem services, and fostering stewardship ethics in environmental domain that transcend cultures and generations. Although magnitude of anthropogenic pressure gives rise to credible concern for ecosystem degradation and possible collapse, signs of ecosystem resilience, successful restoration efforts, and increasing conservation efforts can also offer watchfully optimistic backdrop. In light of this ongoing evolution, ecosystem science promotes increasing complexity,



NOTES

ENVIRONMENTAL STUDIES AND DISASTER MANAGEMENT

interdisciplinarity, and more adaptive approaches in progress of knowledge and tools for navigating extraordinary ecological changes.

1.2.5. Biotic and Abiotic Factors in Ecosystem Functioning

Each ecosystem on our earth exemplifies an intricate interaction between biotic entities and their abiotic environment. These systems operate through complex interrelationships in which each component affects others within fragile equilibrium developed throughout evolutionary time. Examination of ecosystem functionality necessitates differentiation between two primary groups of components: biotic factors (all live species) and abiotic factors (nonliving physical and chemical materials). Comprehending interactions among these components is crucial for interpreting ecosystem processes, forecasting reactions to environmental changes, and formulating successful conservation measures. Although biotic and abiotic elements appear different, they are intricately linked, with alterations in one frequently initiating cascading repercussions across ecosystem. As human activities progressively modify live communities and physical ecosystems globally, understanding these connections is essential for preserving our earth's lifecycle supporting systems. Dynamic characteristics of ecosystems arise from ongoing interchange of energy, matter and information among biotic and abiotic elements. These exchanges generate feedback loops that can either stabilize ecosystem towards new states after shocks. Primary producers harness energy from solar or chemical sources and transform it into accessible forms for other creatures, whereas consumers propagate this energy through trophic interactions. Decomposers and detritivores finalize cycle by decomposing organic matter and reintroducing nutrients into abiotic environment. Concurrently, physical impacts such as meteorological patterns, geological processes, and chemical reactions persist in influencing environment where these biological interactions transpire. This intricate network of relationships guarantees that ecosystems function as dynamic, responsive systems rather than as static assemblages of species and environmental attributes.

A. Biotic Factors



NOTES

ENVIRONMENTAL STUDIES AND DISASTER MANAGEMENT

Biotic impacts include all live organisms in an ecosystem, ranging from microbes to towering trees and enormous mammals. These organisms can be categorized based on their ecological roles or trophic levels, indicating their methods of energy acquisition and interactions with other species. Primary producers, mostly photosynthetic organisms such as plants, algae, and certain bacteria, are basis of most ecosystems by transforming solar energy into chemical energy stored in organic compounds. In certain specialized habitats, such as deepsea hydrothermal events, chemosynthetic bacteria serve as primary producers, obtaining energy through oxidation of inorganic chemicals instead of relying on photosynthesis. Consumers get energy by consuming other organisms and are classified based on their diets: herbivores directly consume primary producers, carnivores prey on other consumers, omnivores ingest both plant and animal matter, and detritivores feed on decomposed organic material. Decomposers, chiefly bacteria and fungi, finalize energy flow within ecosystems by degrading complex organic substances into simpler forms that may be repurposed by producers, so recycling nutrients.

In addition to their trophic categories, species fulfill many functional tasks that enhance ecosystem activities and characteristics. Ecosystem engineers alter ecosystems, establishing or sustaining environmental circumstances that advantage themselves and other organisms. Keystone species have significant impact on community structure compared to their population size, generally through predation or competition that inhibits dominance of any single species and preserves diversity.

Foundation species create habitat buildings that sustain entire communities, shown as kelp in marine ecosystems and oak trees in forests. Biotic interactions among species such as competition, predation, parasitism, commensalism, mutualism, and amensalism further impact community composition and ecosystem functionality. These interactions range from antagonistic to beneficial and can



NOTES

ENVIRONMENTAL STUDIES AND DISASTER MANAGEMENT

fluctuate in kind and strength based on environmental circumstances or population density. Through their varied roles and interactions, biotic components together impact energy flow, nutrient cycling, ecosystem production, and resistance to disturbances, illustrating how biological variety translates into functional diversity that sustains ecological processes.

B. Abiotic Environmental Factors:

Abiotic factors encompass all nonliving physical and chemical elements of an ecosystem that affect distribution, abundance, and behavior of species. Climate is significant abiotic factor, with temperature and precipitation patterns profoundly influencing survival of species in certain locations. Temperature impacts metabolic rates, reproductive timing, progressed processes in organisms, while also affecting environmental physical qualities such as water density, gas solubility, evaporation rates etc. Precipitation patterns dictate water availability for terrestrial organisms and affect hydrological cycles, soil moisture content, and aquatic habitat attributes. Solar radiation serves as principal energy source for majority of ecosystems, while also affecting temperature patterns and photoperiod signals that initiate seasonal responses in numerous species. Composition of atmosphere, namely quantities of oxygen, carbon dioxide, nitrogen, impacts respiration, photosynthesis and nitrogen fixation activities vital for ecosystem functionality.

Physical configuration of environment establishes spatial framework in which ecological processes occur. Topography affects local climate circumstances via elevation, slope, and aspect, while also shaping drainage patterns, soil formation, and habitat diversity across landscapes. In aquatic ecosystems, variables such as water depth, current velocity, and substrate composition establish habitat niches that sustain diverse groups of species. Soil and sediment attributes such as texture, structure, depth, and parent material affect water retention, nutrient availability, root penetration, and habitat suitability for several soil-dwelling creatures. Chemical variables, with pH, profoundly impact nutrient availability and physiological processes; majority of plants



NOTES

ENVIRONMENTAL STUDIES AND DISASTER MANAGEMENT

flourish in slightly acidic to neutral soils (pH 5.5 to 7.5), whereas extremes in either direction restrict nutrient absorption. Salinity significantly affects aquatic ecosystems and coastal settings, inducing osmotic stress that necessitates specialized adaptations. availability of nutrients, particularly macronutrients such as nitrogen, phosphorus, and potassium, frequently constrains ecosystem productivity and affects competitive dynamics among species. many abiotic elements interact among themselves and with biotic components, establishing ambient circumstances that impact ecological communities and processes. Some abiotic elements are relatively stable over biological timescales, such as terrain, while others vary daily, seasonally, or unpredictably, such as weather circumstances, necessitating that organisms evolve adaptations to manage environmental unpredictability.

Interactions among biotic and abiotic factors: Operation of ecosystems is a result of continuous processes of interaction between biotic and abiotic components, which create complex feedback loops that maintain ecological processes. Organisms respond to and modify their physical environment, creating interdependent connections that shape ecosystem dynamics. Plants adapt their morphology and physiology to abiotic factors including light, temperature, and water supply, developing specialized structures such as succulent leaves in dry environments or aerenchyma tissues in water logged soils.

Animals exhibit behavioral, physiological, and morphological adjustment to environmental limitations, like migration to escape seasonal extremes, torpor to save energy in periods of resource deficiency, or specialized appendages for locomotion in specific habitats. Through such adjustments, organisms can survive and reproduce within limits set by their physical environment, filling ecological niches with abiotic environments and biotic interactions. When organisms evolve to abiotic conditions, they simultaneously change their physical around via numerous processes. Plants alter microclimates by providing shade, increasing humidity, and reducing wind speed below their canopies, thus creating conditions that may quite diverge from adjacent environment. Vegetation affects local



NOTES

ENVIRONMENTAL STUDIES AND DISASTER MANAGEMENT

hydrological cycles through transpiration and can alter precipitation patterns in highly forested areas. Root systems reinforce soil to prevent erosion, whereas leaf litter and other organic materials alter soil chemistry and structure over time. Animals similarly impact their habitats through actions such as digging, which aerates soil and redistributes nutrients; grazing, which modifies vegetation structure and composition; and dambuilding, which converts stream ecosystems into wetland complexes. Microbial communities are indispensable in biogeochemical cycle, converting elements among various chemical forms and rendering nutrients accessible to primary producers. Biotic alterations of abiotic circumstances can promote formation of additional species, phenomenon termed facilitation, when "ecosystem engineers" generate habitat circumstances conducive to organisms that would not otherwise thrive in that environment.

1.2.6. Summary

An ecosystem is a natural unit where living organisms (biotic factors) interact with each other and with their non-living (abiotic) environment in a balanced way. Biotic components include producers (like plants), consumers (animals), and decomposers (fungi, bacteria), while abiotic components include sunlight, air, water, soil, and temperature. The structure of an ecosystem involves both these components working together through energy flow and nutrient cycles. Organization within ecosystems occurs at various levels: individual → population → community → ecosystem. Ecosystems can be small like a pond or large like a forest, and they function through the continuous exchange of energy (mainly from the sun) and matter, maintaining ecological balance.

SELF ASSESSMENT QUESTIONS

A. Multiple Choice Questions (MCQs)

1. Which of the following is a biotic component of an ecosystem?

- a) Sunlight
- b) Water
- c) Plant



NOTES

ENVIRONMENTAL STUDIES AND DISASTER MANAGEMENT

d) Soil

2.What role do decomposers play in an ecosystem?

- a) Produce energy
- b) Consume producers
- c) Break down dead matter
- d) Absorb sunlight

3.Which of these is an abiotic factor?

- a) Tree
- b) Bacteria
- c) Temperature
- d) Deer

4.What is the correct order of organization in an ecosystem?

- a) Community → Individual → Population → Ecosystem
- b) Individual → Population → Community → Ecosystem
- c) Population → Ecosystem → Community → Individual
- d) Ecosystem → Community → Individual → Population

5.Producers in an ecosystem primarily obtain their energy from:

- a) Soil
- b) Water
- c) Sunlight
- d) Consumers

Answer Keys:1.c) Plant,2.c) Break down dead matter, 3.c) Temperature, 4. b) Individual → Population → Community → Ecosystem,5.c) Sunlight

B. Short Answer Questions

1. Define an ecosystem.
2. What are abiotic factors? Give two examples.
3. Name the three main types of biotic components.

C. Long Answer Questions

1. Describe the structure of an ecosystem and explain how energy flows through it.



NOTES

ENVIRONMENTAL STUDIES AND DISASTER MANAGEMENT

- 2.Explain the difference between biotic and abiotic factors with suitable examples.
- 3.Discuss the levels of organization in an ecosystem with examples.



UNIT-1.3. ENERGY TRANSFER IN ECOSYSTEMS: THE MOVING OF LIFECYCLE'S VITAL RESOURCE

NOTES

ENVIRONMENTAL STUDIES AND DISASTER MANAGEMENT

1.3.1. Introduction: Energy is the basic engine of all ecologic processes and the basis of the lifecycle web. Energy flows in a one-way continuum through ecosystems starting from energy capture at the primary level, to levels of consumption, and ultimately dissipating as heat. Such unidirectional transfer contrasts with cycling of nutrients and materials, which are regularly recirculating through biological communities. Energy moves through an ecosystem in predictable ways according to a few laws of physics, particularly thermodynamic laws that govern how energy can change forms but not be created or destroyed. Energy comes from solar radiation for the majority of terrestrial and aquatic ecosystems, and photosynthetic organisms (plants, algae, and some bacteria) are the linchpin that capture the abundant energy contained in solar radiation but distribute over vast areas of the planet and transmute it into observable chemical bonds held in organic compounds that can be utilized by other forms of lifecycle. A more limited subset of ecosystems, especially those in deep oceanic habitats such as hydrothermal vents, obtain energy through chemosynthetic mechanisms, in which specialized bacteria harvest energy from inorganic chemical reactions instead of via solar energy. Ecological principles based on the understanding of the flow patterns of energy through ecosystems can help explain key ecosystem features such as the levels of productivity, species–abundance relationships, food–web complexity and the response of systems to disturbances of all kinds.

The photosynthetic life captures the sun's energy is one of the most amazing and material influencing phenomena in nature, converting electromagnetic radiation into the chemical energy that powers all but almost all lifecycle on our planet. Photosynthesis is the biochemical process in which carbon dioxide and water are converted into energy-rich carbohydrates and oxygen as a byproduct, which can nourish not just the autotrophs themselves but also provides the energy for entire ecosystems. The extent to which



NOTES

ENVIRONMENTAL STUDIES AND DISASTER MANAGEMENT

this energy can be captured varies widely among ecosystems, and is determined by light availability, temperature regime, water and nutrient availability, and the photosynthetic characteristics of dominant producers. Therefore, it is typically the case that tropical rainforests and coral reefs have the highest rates of energy capture because of their optimal growing conditions, and desert and tundra habitats have lower energy captures coastal change in atmospheric makeup is disrupting climate regimes, raising global temperatures and increasing frequency and ferocity of extreme weather rates because of limits on productive evolution (e.g., lack of water, variable temperatures). This energy capture process is the first step in the manner to which all other organisms in the system gain access to energy, and it actually restricts productivity in an ecosystem; that is, all the biomass that an ecosystem is able to support is established by the energy capture process. Thus, the relation between the effectiveness of energy capture and ecosystem traits accounts for why understanding what drives photosynthetic production remains critical to projecting how ecosystems will react to environmental change for instance, climate change that changes temperature, precipitation patterns and supply of CO₂.

1.3.2. The Trophic Structure: Ways of Energy Transfer

Energy flow in ecosystems tends to follow organized trajectories determined by feeding relationships, resulting in distinctive trophic buildings that typify various ecological communities. At the base of that pyramid are the primary producers photosynthetic organisms that capture solar energy and transform it into chemical bonds that other live beings can use. These autotrophs, from the largest rainforest trees to the smallest phytoplankton, combined establish the total amount of energy input available to the ecosystem as a whole. After this first energy capture, energy flows to primary consumers (herbivores) that feed directly on plant material and convert plant tissue to animal biomass, while sweating off considerable energy to metabolism, movement, and other lifecycle processes. Herbivores differ dramatically in size and feeding strategy, from tiny zooplankton that filter microscopic algae to huge elephants that eat hundreds of kilograms of vegetation per day.

Secondary consumers (carnivores), e.g., the weasel and fox in these photos, derive their energy through consuming red meat (herbivores), another level in the process of energy transfer. These include predators like wolves, hawks, and many fish species, who hunt other animals out. It can go on further to add tertiary consumers apex predators which consume other carnivores but the number of levels is normally somewhat restricted by the decreasing energy at each stage along the way. Simultaneously, detritivores (scavengers, including crabs, vultures, and some insects) and decomposers (fungi and bacteria) break down dead organic material from all levels of the trophics of the ecosystem, releasing elements back to inorganic compounds, and losing energy as heat, at the expense of their metabolism.

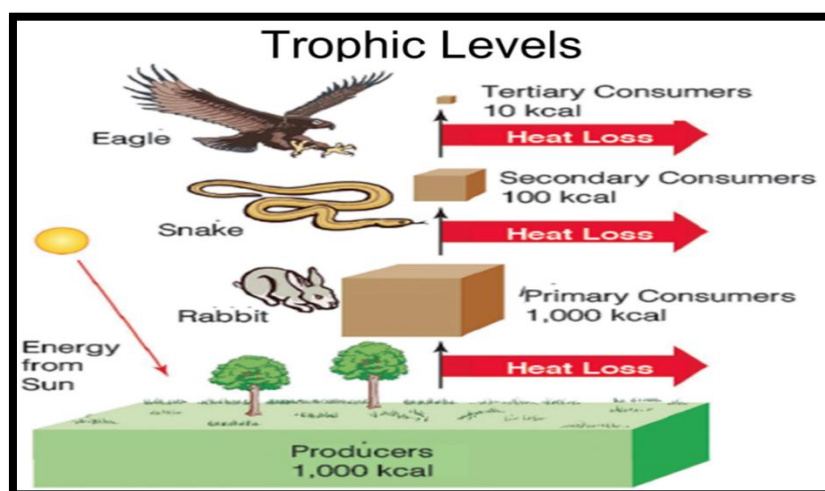


Fig.1.3.1. Trophic levels

Energy transfer efficiency between trophic levels forms a primary driver of ecosystem structure and function limiting food web complexity and stability. Transfer of energy between trophic levels (i.e., plant → herbivore → carnivore) only a small fraction (10-20% on average) is available for the next trophic level. This limited transfer efficiency, sometimes referred to as the “10% rule,” is a consequence of the unavoidable losses in energy through metabolic activities, movement, heat production, and incomplete consumption/assimilation of food. There are thermodynamic limits on many trophic levels an ecosystem can support, which are typically on the order of four or five transfers from producers to top pred-levels. This reduction in energy is



NOTES

ENVIRONMENTAL STUDIES AND DISASTER MANAGEMENT

progressive with respect to higher trophic levels and results in the characteristic pyramid configuration of ecosystems, pace, whether simply in terms of energy content, biomass, or, typically, the numbers of organisms. However, transfer efficiencies vary greatly and are dependent on both organism characteristics and environmental circumstances. Ectothermic animals (reptiles and many invertebrates) generally exhibit higher transfer efficiencies than endothermic birds and mammals because less energy is used for maintaining body temperature. Due to lower energy requirements for structural support and water conservation, transfer efficiencies tend to be higher in aquatic compared to terrestrial ecosystems.

Food Webs: Although the simplified linear food chains offer a clearer conceptual picture of energy transfer, real biological communities interconnect food webs where feeding relationships are much more complex. These 3-dimensional networks point out that most taxa are involved in more than one energy path and tend to fall out of a strict trophic level. Omnivorous organisms eat both plant material and animal matter, and they function at varying trophic levels depending on what they're consuming at any point in time. Bears, for example, could be considered primary consumers if they are eating berries, but tertiary consumers if they are hunting salmon, who are actually secondary consumers that have eaten smaller fish. Various species also display ontogenetic diet shifts during their lifecycles and therefore exploit different trophic positions as they grow—a tadpole, for example, might be herbivorous whereas the mature frog is carnivorous. Feeding relationships are connected, idleness and alternative energy transfer contributes immensely to the stability and resilience of these ecosystems. As one species decreases, others can often step in by increasing their uptake of shared food sources or altering their foraging behaviors to utilize new niches that become available. Ecosystems with greater productivity typically contain more complex web networks of greater numbers of species and feeding interactions. Knowledge of food web structure allows ecologists to predict how disturbances might

spread through ecosystems and this knowledge can help in understanding about some systems are more resistant to species invasions or extinctions than others, as well as how energy subsidies between linked ecosystems (e.g., streams and riparian forests) affect community dynamics.

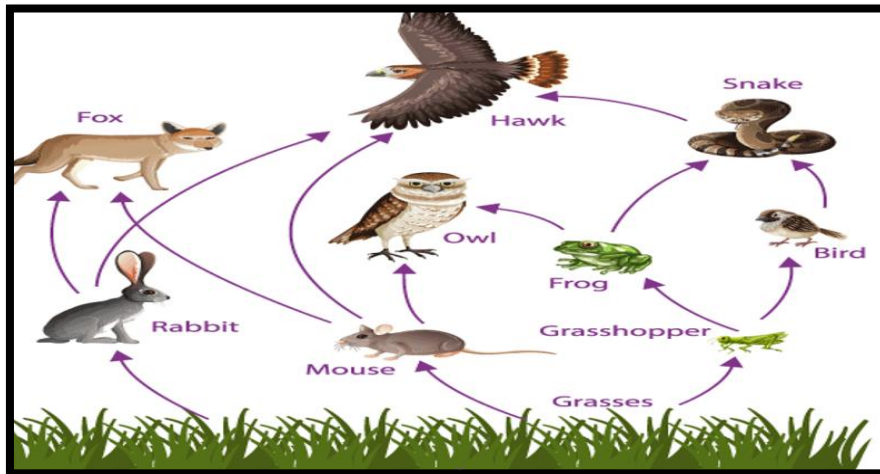


Fig.1.3.2. Food Web

The complexity of food webs impacts energy flow patterns in additional key ways beyond providing redundancy of feeding relationships. In general, highly interconnected food webs are more efficient at using available energy in its transformed forms at the scale of the ecosystem, as different taxa attack different elements of the total available resource, lowering the fraction not consumed. Detrital food webs, which feed on dead organic matter at all trophic levels, run in parallel to grazing food webs that feed on live plants, creating alternative pathways for energy flow and increasing system productivity. For most ecosystems, particularly forests and grasslands, detrital energy flow exceeds that of grazing pathways, as decomposers process more organic material than herbivores consume directly. This has changed ecological thinking from viewing decomposers as merely recycling nutrients, to understanding their primary role in energy processing. Food web interactions can also regulate energy flow through non-trophic effects like behavioral changes—prey species that suppress feeding in the presence of predators can decrease rates of energy



NOTES

ENVIRONMENTAL STUDIES AND DISASTER MANAGEMENT

acquisition without being eaten. Within many food webs, one can observe shifts in energy flow dynamics temporally with seasonal transitions as species migrate, hibernate, diapause, and/or alter lifecycle history traits in response to fluctuations in local resource availability. These complexities and quantitative measures of energy transfer have entered the realm of modern food web ecology for increasingly sophisticated models of ecosystem functioning. Such advances enable projections of how anthropogenic phenomena such as the overharvesting of top predators, nutrient pollution that modifies primary productivity, or climate variations that modify metabolic rates may disrupt existing trajectories of energy flow, often with implications for ecosystem services and ecosystem stability.

Ecological pyramids are an effective pictorial representation of trophic interactions, highlighting the basic patterns of energy distribution and transfer within ecosystems. At each trophic level, the pyramid of energy is the most general model that can be depicted, showing how available energy always decreases between subsequent trophic levels. The wide base of the pyramid signifies the volume of energy that is absorbed by these primary producers before the volume at higher levels is much smaller because of thermodynamic losses. Always maintaining the same shape, This energy pyramid applies to all types of ecosystems as energy transfer efficiency and the laws of thermodynamics are an inhumane imposition. In contrast to energy pyramids, pyramids of biomass show the total dry mass of organisms at each trophic level at a specific point in time. Although these typically resemble energy pyramids seen in terrestrial ecosystems, aquatic systems can also occasionally demonstrate inverted biomass pyramids where producer biomass (usually quickly cycling but consumed phytoplankton) are actually less than consumer biomass (longer cycling zooplankton and fish). This counterintuitive trend disguises a strong relationship between standing crop (the amount of biomass alive at any point in time) and productivity (the flow of biomass production), in which microscopic



Fig.1.3.4. Pyramid of energy

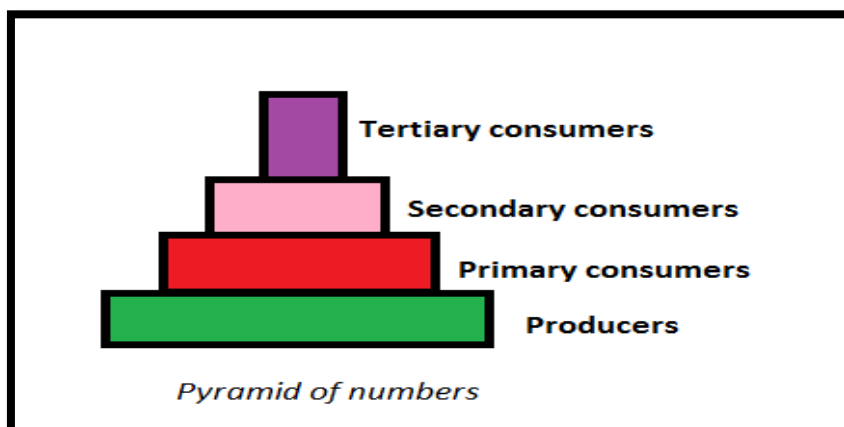


Fig.1.3.5. Pyramid of Number

Pyramids of numbers, which tally individual organisms at each level, show even more variation in form one large tree can support thousands of herbivorous insects, which in turn sustain countless smaller predators, which instead of a pyramid creates an hourglass shape. These diverse pyramid configurations all represent complementary views of ecosystem structure and functioning, as they show how energy limitations ultimately shape the biotic potential of ecological communities. The slope of pyramids of ecological magnitude—the rate at which such figures narrow from level to level—offers valuable information about ecosystem properties and efficiency. Aquatic



NOTES

ENVIRONMENTAL STUDIES AND DISASTER MANAGEMENT

ecosystems tend to have less steep pyramids than terrestrial ones, because food webs in aquatic systems generally have higher energy transfer efficiencies as compared with those in land-based systems.

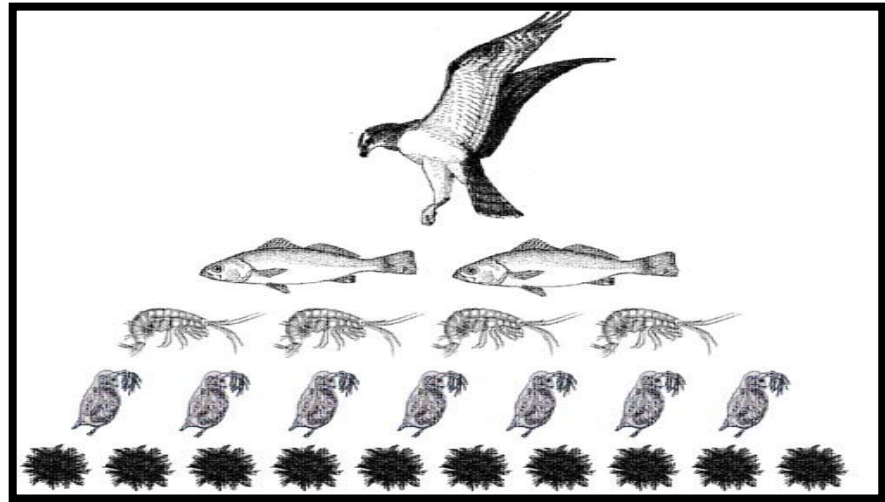


Fig.1.3.5. Pyramid of Biomass

This difference arises from a number of factors: aquatic primary producers (phytoplankton) do not possess high investment structural plant tissue types (e.g., lignin) as are found in terrestrial plants, aquatic herbivores can often feed on almost the entire producer organisms rather than selected parts, and the overwhelming majority of organisms occupying aquatic systems are ectotherms, avoiding lost energy from metabolic heat. As in ocean systems, comparing pyramid shapes between ecosystems reveals why more animal protein for human consumption can be sustainably produced from ocean fisheries than from an equal area of conventionally managed terrestrial agriculture—marine food webs usually support more biomass of consumers per unit of primary production. Yet, pyramid slopes are also dynamic and can change due to environmental stressors and management practices. Pollution, habitat degradation, or overharvesting of key species can change the efficiencies of energy transfer, potentially sharpening pyramid slopes and decreasing the ability of the ecosystem to sustain higher trophic levels. As a consequence, ecological pyramids become



NOTES

ENVIRONMENTAL STUDIES AND DISASTER MANAGEMENT

descriptive models and diagnostic tools for scientists to detect disturbances in the fluxes. Quantifying these trophic dependencies also enables researchers to develop more sustainable management strategies for both coastal and terrestrial ecosystems, where total harvest based on primary production and transfer efficiencies supersedes just population dynamics of target species.

1.3.3. The Laws of Thermodynamics rule and Energy Flows from Ecosystem to Ecosystem

The flow of energy through ecosystems functions according to basic thermodynamic principles that determine both what is possible and what is not for ecological processes. The First Law of Thermodynamics—that energy can be transformed from one state into another, but cannot be created or destroyed—accounts for our need in ecosystems to continuously capture energy from the environment, usually via sunlight, for them to be able to maintain function and organization. Unlike materials that are cycled from one part of ecosystems to another, energy passes through in a one-way stream that finally dissipates in the form of heat that can never be reused for biological work. This thermodynamic fact explains why ecosystems (essentially, long-lived chemical systems) must be open, meaning that they must continually capture new energy to make up for losses that are once again, inevitable. The Second Law of Thermodynamics, which explains that energy transformations always result in higher entropy, and therefore a loss of energy available to perform work, finds its parallel in ecosystems as energy is transferred up a trophic level with increasingly less usable energy passed up at each transfer. The reason the energy in a kilogram of deer meat is a minuscule fraction of the solar energy that produced it (the rest being radiated as heat during the processes of transforming sunlight into plant tissue and plant tissue into herbivore biomass) is precisely this entropic increase. These thermodynamic concepts state hard limits on ecosystem productivity, food chain length, and overall biological activity no amount of evolutionary tinkering can create the perfect energy transfer device that



NOTES

ENVIRONMENTAL STUDIES AND DISASTER MANAGEMENT

defies these physical laws. It describes how the limits of energy capture and retention has impacted the unique forms of lifecycle processes seen in the natural world and our current understanding of how and why these adaptive characteristics have arisen relative to what is required thermodynamically to capture as much energy as the ecosystem can support.

Understanding the environmental implications of this thermodynamic inefficiency associated with trophic transfers is fundamental for predicting the structure of ecosystems and human oriented food production systems. Since every step up the food chain typically involves a loss of 80-90% of available energy, eating at a lower trophic place offers a much greater efficiency of energy use on a system level. This reality, in fact, is what underlies why a given area of agricultural land can feed more people when the land is converted to grow crops for direct human consumption than when the same area of land is used to produce feed for livestock to be raised for human food. Fisheries that extract planktivorous fish such as sardines and anchovies can sustainably produce many times their total biomass compared with fisheries targeting predatory fish such as tuna or swordfish. However, thermodynamic constraints also account for some of the ecosystem services as well as adaptations. Metabolic inefficiency produces what is called “waste heat,” and this waste heat creates microclimates that favor other organisms—decomposer communities benefit from the release of this heat, while some plants and animals build their systems around thermal gradients produced by the metabolic activity of others. Moreover, although thermodynamics dictates that energy transfers are never perfectly efficient, natural selection has led to an astonishing repertoire of adaptations that function close to theoretical limits of efficiency for particular processes. Photosynthetic mechanisms, reactions catalyzed by enzymes, and some aspects of cellular metabolism exhibit optimization that comes close to that permitted by physics. This thermodynamic point of view does not perceive ecosystems as perfectly copious systems but as complex networks that



NOTES

ENVIRONMENTAL STUDIES AND DISASTER MANAGEMENT

have evolved to acquire, transform, and use energy as optimally as possible given fundamental physical limitations a point of view that lends itself to informing conservation measures and sustainable resource management strategies in an energy-hungry world.

Impact of human activities on the energy dynamics of ecosystems: Human activities are progressively altering natural energy flow patterns in increasingly large-scale ecosystems globally, influencing dynamics across trophic networks. Perhaps most importantly, human agricultural practices have radically changed how energy is captured and allocated in many landscapes. Modern unsustainable industrial agriculture often increases article The exploitation of viruses and pathogens for control of their diverse benefits implants energy capture on the ground through techniques such as irrigation, fertilization, elimination of producer diversity etc., but reduces the potential output of other compartments of the complex ecosystem associated with the reduction/limitation of natural consumer diversity (pesticide use, GMOs and genetic methods, etc.), of habitat conversion, and of consumer-decomposing network. This leads to systems with abnormally high primary productivity and greatly reduced energy transfer to other trophic levels, effectively short-circuiting natural food webs. The natural process that rotates energy through a system from higher to lower trophic levels down a food web, many anthropogenic extractive activities such as commercial fishing, hunting, and timber harvesting systematically remove organisms from upper levels of food webs, with the potential to create top-down disruptions when energy typically assimilated by these organisms is diverted through alternative pathways. Overfishing has dramatically changed marine energy flows in some areas, occasionally releasing herbivorous species from top-down controls, resulting in herbivore overabundance and producer community collapse, as is the case in some kelp forest systems affected by sea otter declines. Fossil fuel combustion is yet another major modification of ecosystem energetics, enabling humans to draw on ancient buried solar energy to fuel industrial transformations at scales



NOTES

ENVIRONMENTAL STUDIES AND DISASTER MANAGEMENT

well above contemporary rates of biological energy flow. The resultant carbon emissions and climate alterations are beginning to transform the baseline energetic configurations in many ecosystems through changes in photosynthetic rates, metabolic demands, growing season length, and shifts in community composition that alter energy flow efficiencies.

Pollution and habitat fragmentation contribute to this disruption in energy flow of ecosystems through various pathways. Nutrient pollution, especially nitrogen and phosphorus (N & P) inputs from agricultural runoff and wastewater, frequently increases aquatic primary productivity at the same time global changes often slow the efficiency of energy transfer to higher trophic levels: it generates algal blooms that may lead to hypoxia preventing energy transfer to fish and other aerobic consumers. Viral pathogens, on the other hand, take advantage of the host's metabolic machinery for viral replication by using the energy toward their reproduction rather than evolution or reproduction of the host thereby increasing overall metabolic costs imposed on the host which steepens the energy pyramid due to reduced efficiencies of energy transfer. Ecosystem energetics change with climate because the phenological relationships between consumers and their resources—when plants flower, insects emerge, or birds arrive—are perturbed, resulting in mismatches between the availability of energy and consumer demand. These multiple anthropogenic impacts often have synergistic effects, whereby the cumulative impacts are greater than the sum of individual stressors. Grasping these modified energy dynamics is essential for formulating plans for the conservation and restoration of landscapes in the Anthropocene. Management strategies, more broadly, center on rehabilitating the patterns of energy flow found in nature by (re) instating important interactions between species, removing impediments to cross-system energy flow, minimizing inputs of impurities that materially degrade energy transfer efficiency, and conserving particularly productive or vulnerable components of ecosystems which disproportionately impact the structural organization of energy flow networks.



NOTES

ENVIRONMENTAL STUDIES AND DISASTER MANAGEMENT

The currency of ecological relationships is energy, in ecosystems is the base currency through which interactions are channeled at all levels from organism to communities to ecosystems and ultimately to the biosphere through processes that are governed by the laws of physics. This energetic perspective does not simply observe ecosystems as collections of species; instead, they are understood as facilitated systems for energy capture and flow, wherein everything is refocusing, interaltering, converting, hoarding, or propagating energy that has its transformational source in solar or chemical energy. The thermodynamic restrictions on these energy transfers explain most of the patterns which are seen in nature: why top predators tend to be uncommon, why ecological communities always have properties of structure even though these properties are often seen through widely differing species composition, and productivity gradients have strong effects on biodiversity patterns at different scales. Energy flow analysis provides a unified theory to disentangle these apparently disparate ecological processes, from competitive relationships to mutualistic associations, predator-prey relationships, and decomposer activity. The energy flow perspective can offer insights into conservation and resource use as humanity confronts deteriorating environmental problems. To protect ecosystem functioning we need to maintain not only species themselves but the energy pathways that bind them the complex webs of relationships through which energy flows from producers up through multiple levels of consumers. Restoration is now more focused on the notion of restoring these energetic connections rather than just improving physical habitat circumstances or re-introducing species. In systems biophysical terms, to start with, both climate change and biodiversity loss will take a more in-depth understanding of the responses of energy flow networks to perturbations and of the possibility of threshold effects when gradual changes in energy dynamics suddenly result in large system-wide transformations (e. g. increasing temperature leads to a sudden shift to a new ecosystem). The energy flow perspective is a new approach that enables ecologists to comprehend the interactions between every



NOTES

ENVIRONMENTAL STUDIES AND DISASTER MANAGEMENT

species, with humans, as just another organism that acquires energy and eventually loses it into the environment. This awareness both acknowledges our reliance upon functional ecosystems that harness and direct energy flows and resource cycles which can be translated into human wellbeing and asserts an ethical responsibility whereby we must also regulate our own energy consumption behaviors in ways that protect as opposed to perturb these fundamental ecological processes.

1.3.4. Summary

In an ecosystem, energy flows from the sun to producers (plants) through photosynthesis, and then to consumers and decomposers through feeding relationships. This energy transfer follows the laws of thermodynamics: the first law states that energy cannot be created or destroyed, only transformed, while the second law states that energy transfer is inefficient—some energy is always lost as heat. These transfers form food chains (linear feeding pathways) and food webs (complex interlinked chains), showing how organisms are connected through energy flow. Ecological pyramids such as the pyramid of energy, biomass, and numbers visually represent this flow and show a decrease in energy and biomass at each higher trophic level.

SELF ASSESSMENT QUESTIONS

A. Multiple Choice Questions (MCQs):

1.What is the main source of energy for most ecosystems?

- a) Moon
- b) Plants
- c) Sun
- d) Soil

2.According to the second law of thermodynamics, what happens during energy transfer?

- a) Energy increases at each level
- b) Energy remains constant
- c) Some energy is lost as heat



NOTES

ENVIRONMENTAL STUDIES AND DISASTER MANAGEMENT

d) No energy is lost

3. Which of the following correctly represents a food chain?

- a) Tree → Tiger → Deer
- b) Grass → Grasshopper → Frog → Snake
- c) Lion → Zebra → Grass
- d) Sun → Water → Air

4. Which ecological pyramid is always upright?

- a) Pyramid of Numbers
- b) Pyramid of Biomass
- c) Pyramid of Energy
- d) Pyramid of Population

5. Which of this best describes a food web?

- a) A single pathway of energy flow
- b) A collection of unrelated food chains
- c) Interconnected food chains showing complex feeding relationships
- d) The number of organisms at each trophic level

Answer keys: 1.c) Sun, 2.c) Some energy is lost as heat, 3 b) Grass → Grasshopper → Frog → Snake, 4. c) Pyramid of Energy 5.c) Interconnected food chains showing complex feeding relationships

B. Short Answer Questions:

1. Define the first law of thermodynamics with respect to energy flow in an ecosystem.
2. What is the difference between a food chain and a food web?
3. Why does energy decrease at each trophic level in an ecological pyramid?

C. Long Answer Questions:

1. Explain the laws of thermodynamics and how they apply to energy transfer in ecosystems. Use examples to support your answer.



NOTES

ENVIRONMENTAL STUDIES AND DISASTER MANAGEMENT

2. Describe the different types of ecological pyramids and discuss what they represent in terms of energy, biomass, and number.

3. Illustrate a food web involving producers, primary consumers, secondary consumers, and decomposers. Explain the role of each group in maintaining ecosystem stability.



NOTES

ENVIRONMENTAL STUDIES AND DISASTER MANAGEMENT

UNIT- 1.4. BIOGEOCHEMICAL CYCLE

1.4.1. Biogeochemical cycle: In context of biogeochemical cycle is cycling of an element or compound through biotic (living) and abiotic (nonliving) components of our earth. These cycles are essential for sustaining equilibrium of lifecycle critical elements, with carbon, nitrogen, oxygen, phosphorus, and sulfur. These cycles include processes of assimilation, decomposition, mineralization and respiration, which make sure these elements are always available in ecosystems. These cycles support lifecycle by renewing our earth's basic supplies or reservoirs, and are also critical to health of ecosystems. Biogeochemical cycle: circulation of elements and compounds between atmosphere, lithosphere (our earth's crust and minerals), hydrosphere (water bodies), and biosphere (live organisms). These cycles play a vital role in overall balance of ecosystem because they serve to recycle essential nutrients, making sure that organisms can utilize them for host of biological processes. A term biogeochemical suggests, these cycles involve biological (biotic), geological (abiotic), and chemical processes. Both cycles can be viewed as closed loops, as compounds move between spheres of earth (by passing through land, water, air, and biota) and are converted into different chemical forms, before returning and repeating the process at their point of origin. Some cycles (like the carbon and nitrogen cycles) include gaseous forms in atmosphere, others (like phosphorus cycle) are predominantly land bound.

Nature's grand ballet, the biogeochemical cycles describe the intricate dance of key elements and compounds as they circulate through the atmosphere, the land, and aquatic systems of our planet over time. Yet, these complex processes keep the delicate balance needed to support lifecycle throughout the planet. Contrary to energy, which passes through ecosystems largely in a linear path before dissipating as heat, elements such as carbon, nitrogen and water pass through the environment in closed loops recycled and reused again and again



NOTES

ENVIRONMENTAL STUDIES AND DISASTER MANAGEMENT

among the live world and its physical environment. Periodic shifts help maintain these important building blocks of lifecycle and change atmospheric composition, climate circumstances, and ecosystem productivity. Each cycle functions via unique but interdependent pathways involving complex transformations mediated by biological activity and physical processes. Microorganisms are often key to facilitating these cycles, carrying out chemical transformations that otherwise might take place too slowly to serve the needs of ecosystems. Natural biogeochemical cycles are increasingly perturbed by human activities, with resource extraction, pollution, land use changes and greenhouse gas emissions modifications affecting the rates and directions of flow of elements in ways that are important for ecosystem functioning and global climate regulation. So, understanding these basic cycles is critical context to understanding environmental challenges, and to developing sustainable management practices that reconcile and integrate with, rather than work against, these planetary processes.

Biogeochemical cycles shape each other into an integrated matrix, and any alteration in one cycle impacts others. Changes in the water cycle, for example, impact soil moisture, which impacts microbial activity essential in carbon and nitrogen cycling. Increasing carbon dioxide from human activities impacts not only the climate but also plant evolution, potentially enhancing water cycling via increased transpiration but simultaneously affecting the nitrogen demands of growing plants. This systems-based function of earth and its interdependencies emphasize that biogeochemical responses cannot be held in isolation, as they overlap as a complex web, not as a series of independent and unrelated processes. The time scales on which these various cycles operate vary widely, from the rapid cycling of water through the atmosphere (days) to the very slow geological components of the carbon cycle (millions of years). Due to this temporal diversity, breakdowns of faster cycles have the potential to have quickly apparent effects while changes at a slower scale can lead to long-term effects



NOTES

ENVIRONMENTAL STUDIES AND DISASTER MANAGEMENT

that manifest slowly but become difficult—if not impossible—to reverse once they have occurred. With the growing expansion of humanity's ecological footprint, the ability of these biogeochemical cycles to operate in balance is of increasing importance to sustaining ecosystem services and human well-being in a altering world.

1.4.2. The Water Cycle:

The hydrological cycle is the ongoing movement of water within the atmosphere and on the surface of earth and in the subsurface ground water. It is a global process. This incredible process starts mostly with solar radiation heating the surface of earth's oceans, lakes, and rivers causing water in its liquid state to ferment into gaseous state water vapor through evaporation. At the same time, vegetation is a major contributor to atmospheric moisture through transpiration the process whereby water vapor escapes from plant leaves and stems as they draw subsurface water through their rooting systems. This combined process of evaporation and transpiration transfers vast amounts of water into the atmosphere each day, with a single, mature tree having the ability to transpire hundreds of liters of water a day. When this air rich in moisture rises in the atmosphere, it cools and condenses (water vapor molecules combine into tiny drops, around microscopic particles dust, salt or smoke that form clouds). When these droplets reach sufficient size or freeze into ice crystals and become too heavy to remain suspended, they rain down as precipitation in different forms rain, snow, sleet or hail based on atmospheric temperature circumstances. This precipitation returns the water back to the surface of the earth, and follows different pathways that link together terrestrial, freshwater, and marine environments in a continuous cycle that has been ongoing for billions of years. In contact with earth surface, precipitation sets off several concurrent processes that redistribute water amongst environmental compartments. Some amount of the water that remains on the surface enters the ground, percolating downward through layers of soil (or rock, with decreased soil permeability) at rates determined by soil composition, vegetative cover, and intensity of precipitation. This infiltrated water can become groundwater, recharging



NOTES

ENVIRONMENTAL STUDIES AND DISASTER MANAGEMENT

underground aquifers that are critical freshwater stores also used for human consumption and agriculture. Another part flows over land surfaces as runoff, accumulating in streams and rivers that ultimately return water to the lakes and oceans. In cold areas, precipitation can be stored temporarily in so-cold snowpack and glaciers, which retains water in the guise of ice, releasing it gradually in warmer weather. Along these diverse routes, water intimately engages with biological systems—absorbed by plant roots, ingested by animals, integrated into biological tissues, and excreted as part of diverse metabolic processes.

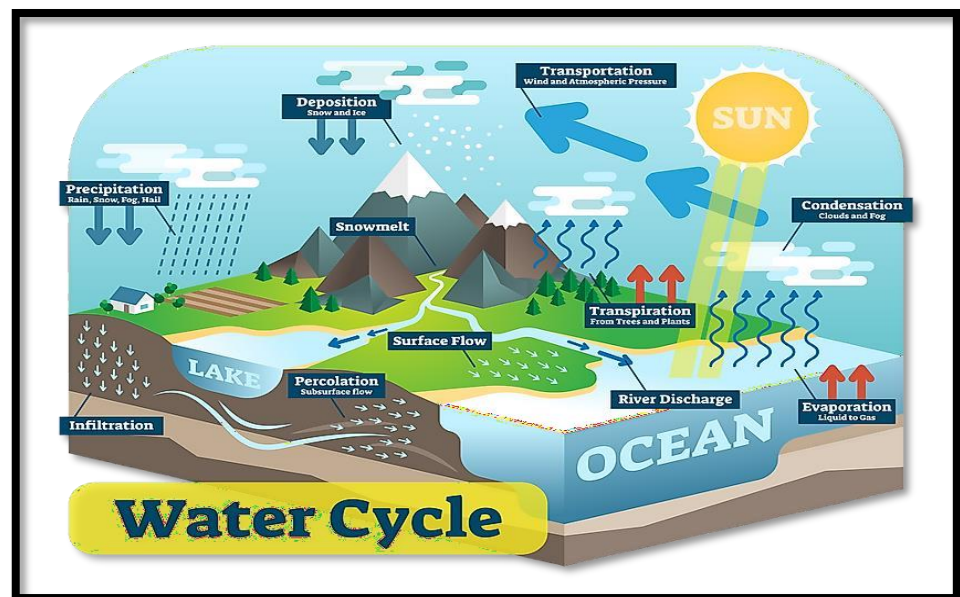


Fig.1.4.1. Water Cycle

The cycling of water plays a crucial role in regulating global temperatures via evaporative cooling, delivering moisture to terrestrial ecosystems, distributing nutrients throughout the landscape, shaping landforms through erosion and deposition, and providing a habitat for countless aquatic inhabitants. Human actions increasingly modify this cycle through groundwater extraction, dam construction, deforestation, urbanization and climate change, which together change evaporation rates, precipitation regimes and water storage capacities in landscapes. All these anthropogenically driven changes showcase the sensitivity of even this most ubiquitous of cycles to disruption and the need for sustainable water management in a world of increasing resource use and shifting climates.



NOTES

ENVIRONMENTAL STUDIES AND DISASTER MANAGEMENT

1.4.3. The Carbon Cycle:

The carbon cycle governs the transfer of earth's fourth-most abundant element through the atmosphere, biosphere, hydrosphere, and geosphere, and it is a central feature of both planetary climate control and biological productivity. This cycle begins most notably with photosynthesis, wherein plants, algae, and some bacteria take up carbon dioxide from the atmosphere and, aided by the energy brought by sunlight, convert it into energy-dense organic matters to release oxygen as waste. This incredibly cool biological process takes out around 120 billion tons of carbon from the atmosphere every year and underlies nearly all food webs while also counterbalancing carbon release from other processes. Organic carbon compounds produced via photosynthesis pass through a myriad of pathways in the ecological systems—being grazed by herbivores, moving through food chains, incorporated into the form of tissues, and returning to the environment via respiration and decomposition. Microbes, for almost all live organisms, cellular respiration is the opposite of photosynthesis; breaking down organic compounds to release energy and returning carbon dioxide into the atmosphere. This biological carbon cycling sustains a dynamic equilibrium under natural circumstances, as carbon moves between atmospheric and biological reservoirs at rates that have historically offset each other over ecological timescales.

In addition to these relatively rapid biological components, the carbon cycle also includes longer-term geological processes that have controlled atmospheric carbon dioxide concentrations on timescales of tens of millions of years. Carbon from dead organisms can become buried deep within oxygen-poor environments in which decomposition moves slowly, perhaps leading to fossil fuels such as coal, dirt, and natural gas on geological time scales—essentially removing that carbon from active cycling for millions of years unless disturbed. Oceans are key buffers in carbon cycling, sequestering roughly 25% of anthropogenic carbon dioxide emissions via physical dissolution at the atmosphere-ocean interface. Some marine carbon, too, becomes a part



NOTES

ENVIRONMENTAL STUDIES AND DISASTER MANAGEMENT

of marine organisms' calcium carbonate shells the hinged objects you might take home from beach vacations that eventually die and lie on the ocean floor. This also leaves behind another carbon reserve, in the form of sedimentary rocks like limestone. Volcanic activity and rock weathering are other geological components of the cycle, releasing and sequestering carbon respectively over




Fig. 1.4.2. Carbon Cycle

long periods of time. The natural carbon cycle has been radically transformed by human activities, particularly through the combustion of fossil fuels, which pulls carbon that had been geologically captured back into the atmosphere at an unprecedented pace, and deforestation, which lessens the capacity of the biosphere to draw down atmospheric carbon dioxide. Such anthropogenic perturbations have sped up the passage from earth to atmosphere of carbon which would otherwise have taken thousands of years in a matter of mere decades, raising atmospheric CO_2 by over 45% since pre-industrial times. This profound change in one of the earth's most basic cycles is at the heart of modern climate change, and it is also altering ocean soup chemistry through acidification; it shows how perturbations of biogeochemical cycles can cascade through interlocking earth systems with far-reaching results.

1.4.4. The Nitrogen Cycle:

One of the great cycles of lifecycle on earth, the nitrogen cycle transforms atmospheric nitrogen, the world's most abundant terrestrial



NOTES

ENVIRONMENTAL STUDIES AND DISASTER MANAGEMENT

gas, in several stunning biological and chemical relationships that render this vital element available to live things. Molecular nitrogen (N_2) makes up almost 78% of the atmosphere, but due to the strong triple bond between its atoms, it is unavailable to most lifecycle; however, it offers very low-cost and eco-friendly nitrogen for cellular evolution. It kickstarts with nitrogen fixation—the critical process of transforming atmospheric nitrogen into biologically accessible forms such as ammonia (NH_3). This energy-requisite conversion can be accomplished through a variety of methods, with specialized bacteria (such as *Rhizobium*, which pairs endosymbiotically with root nodules of leguminous plants) and some cyanobacteria that employ the enzyme nitrogenase to cleave nitrogen's triple bond; the lightning strike is sufficient energy input for atmospheric nitrogen fixation; and man (that is, humanity) has achieved this on an industrial scale, through the Haber-Bosch process, which currently generates around half of all nitrogen fixed for use worldwide. Once this nitrogen is fixed, specialized bacteria run further transformations through nitrification, first converting ammonia to nitrite (NO_2^-), and then to nitrate (NO_3^-), a compound readily absorbed by plants. These bacteria derive energy from these oxidation processes and contribute nitrogen in forms that can ultimately be incorporated into plant tissues and transferred up food webs as animals eat plants and each other, allowing nitrogen to enter their proteins, nucleic acids, and other biomolecules.

Nitrogen Assimilation The nitrogen cycle begins with nitrogen gas, which is a main part of our earth's atmosphere. As organisms die, or excrete nitrogenous waste products, decomposers break down the organic, nitrogen containing compounds via ammonification, yielding ammonia and ammonium; these can then re-enter the nitrification process or be directly used by some organisms. Under oxygen-poor circumstances (like waterlogged soils or deep ocean sediments), specialized types of bacteria denitrify, or return nitrates back into forms of atmospheric nitrogen gas via an intermediate series of nitrogen oxide compounds.



NOTES

ENVIRONMENTAL STUDIES AND DISASTER MANAGEMENT

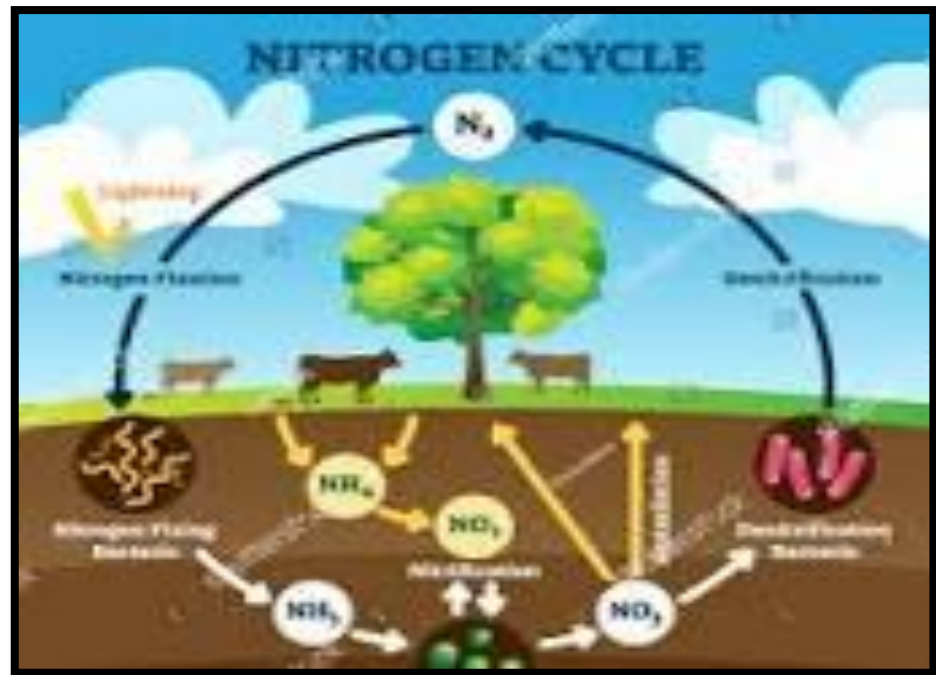


Fig. 1.4.3. Nitrogen cycle

Biologically available nitrogen is effectively lost from ecosystems, leading to balanced nitrogen inputs through fixation. Human activity has drastically changed the nitrogen cycle over the last century the rate of nitrogen fixation from fertilizer production, fossil fuel combustion and the cultivation of nitrogen-fixing crops has more than doubled. Too much fixed nitrogen creates many environmental issues with eutrophication of water bodies, soil acidification, loss of biodiversity within terrestrial ecosystems, and contributions to climate change through emissions of nitrous oxide, a greenhouse gas that is much more potent than carbon dioxide. In contrast to the carbon cycle, where excess carbon is sequestered predominantly into the atmosphere and oceans, perturbations of the nitrogen cycle are expressed across multiple environmental compartments simultaneously, leading to management dilemmas of a multifactorial nature. The nitrogen cycle illustrates how biogeochemical processes that evolved over billions of years can be changed in a short time through human activities, with far-reaching effects through interconnected systems that range from local ecosystems to global atmospheric composition.



NOTES

ENVIRONMENTAL STUDIES AND DISASTER MANAGEMENT

The biogeochemical cycles that operate among the earth's systems do not function independently: they interact via the numerous pathways which form complex feedback relationships that have profound implications for ecosystem functioning and climate regulation. These are interrelated at scales from microscopic soil processes to global atmospheric dynamics, and their interactions can magnify or buffer changes to the component cycles. For example, carbon and nitrogen cycling are fundamentally impacted by the water cycle through its impact on photosynthesis rates, soil microbial functioning, and nutrient transport. Decreased soil moisture during dry spells impairs the evolution of plants and decomposition of organic matter leading to possible decrease in carbon dioxide (CO₂) uptake but slowing down sonic transformations of nitrogen in soil. On the other hand, rising precipitation in some areas due to climate change may facilitate plant evolution and nutrient cycling and possibly increase denitrification in waterlogged soils. Biological processes couple the carbon and nitrogen cycles through strong inter-element dependencies—photosynthetic carbon fixation requires nitrogen to synthesize key enzymes and chlorophyll, and therefore when low availability of one key element limits processing of the other the process is dubbed ‘stoichiometric co-limitation’, the best-established example being carbon and nitrogen cycles. This relationship clarifies the carbon dioxide fertilization effects on plant evolution may decrease in nitrogen limited environments, because plants cannot fully use extra carbon without sufficient nitrogen availability.

Ocean systems have particularly complex interaction between biogeochemical cycles driven by atmosphere-ocean-ecosystem feedbacks, with important consequences for productivity and climate regulation. As these oceans absorb more atmospheric carbon dioxide, they become increasingly acidic over geological time. This has implications for calcifying organisms, such as corals and certain kinds of plankton, and could change marine food webs as well as the biological pump that transfers carbon from the surface to deep ocean



NOTES

ENVIRONMENTAL STUDIES AND DISASTER MANAGEMENT

reservoirs. Meanwhile, warming ocean temperatures affect both stratification of the water column, diminishing the upwelling of nutrients and altering primary production in surface ocean—in ways that could influence both carbon sequestration and marine food production. In coastal settings, over abundance of nitrogen from agriculture runoff can provoke algal blooms which can elevate carbon fixation, albeit only temporarily, and ultimately create oxygen depletion and habitat degradation as this biomass decomposes. Processes like eutrophication show how human changes to one cycle send ripples through others. Climate change adds an extra layer of complexity to these linkages, because increasing temperatures affect hydrological regimes, rates of biological activity, and rates of chemical reactions all at the same time across each of the biogeochemical cycles. These rapidly evolving meta or secondary shifts in causal frameworks might prove to elicit tipping points whereby gradual changes suddenly elicit non-linear responses as previously more gradual systems cross critical thresholds. This highlights the need to understand these complex interconnections to help forecast future environmental circumstances and to devise management actions that recognize the potential that interventions in one cycle might propagate through others—sometimes creating unintended consequences, but possibly offering the potential for coordinated solutions that address multiple cycles at once.

1.4.5. Human Impacts and Management Challenges: Human activities have dramatically modified the biogeochemical cycles of earth in many ways, speeding some processes and disrupting others in ways that increasingly compromise planetary regulatory systems. Fossil fuel burning, which elevates geologically sequestered carbon to the atmosphere by an order of magnitude greater than natural rules, and deforestation, which diminishes biospheric carbon-sequestration capacity, create a disruption to the carbon cycle unlike any learned in long-term processes. These changes promote climate warming and change ocean chemistry through acidification as seawater absorbs excess atmospheric carbon dioxide. The nitrogen cycle has also been



NOTES

ENVIRONMENTAL STUDIES AND DISASTER MANAGEMENT

reconfigured by industrial fertilizer manufacture, fossil fuel burning, and the spread of nitrogen-fixing crops, more than doubling the global rate of nitrogen fixation. This excess reactive nitrogen cascades through many environmental systems, contributing to the eutrophication of water bodies, to terrestrial biodiversity losses, and to greater emissions of nitrous oxide a particularly powerful greenhouse gas. The water cycle has many human effects in this: in many agricultural regions, so much water is drawn from the soil that it is not recharged, river flows are altered by damming and diversion, altering precipitation patterns can occur with climate change, and, the cleanliness of the water can be affected by a variety of pollutants. Solving these problems requires integrated management strategies that recognize the interplay of biogeochemical processes while maintaining ecological integrity alongside human use. Solutions range from energy generation to renewable sources and forest conservation and restoration to better agricultural practices to maximize carbon storage in soil and technology for carbon capture from industrial sources. The nitrogen management emphasises improved nitrogen use efficiency in agriculture (precision application, improved timing and low-nitrogen requiring crop varieties) and expanding of sewage treatment infrastructure, to reduce nitrogen pollution of aquatic systems. Water cycle management is more and more taking an integrated determination to the water cycle that does not simply focus on the separate parts of the hydrological scientific system, but on the outcomes of the cumulative measures for water conservation within and between the sectors, and restoring natural movement regimes where relevant, and protecting groundwater recharge zones. In general, ecosystem-based management approaches that align with, rather than oppose, natural processes have special potential across all cycles, like wetland restoration that delivers water filtration benefits along with carbon sequestration and habitat benefits. These management challenges are compounded by scientific uncertainty regarding the precise feedback mechanisms and thresholds within cycles, and governance challenges that transcend jurisdictional borders. But the growing recognition of



NOTES

ENVIRONMENTAL STUDIES AND DISASTER MANAGEMENT

biogeochemical cycles as basic planetary lifecycle-support systems increasingly moves policy toward responses based on understanding those processes rather than their only symptoms. Pursuing such an approach sense more closely aligning human activities with the biogeochemical cycles—especially nutrient cycles—of the systems on which lifecycle depends—this sense respecting their capacity constraints, whilst tapping into their regenerative potential to responsibly build the foundations of societies that can meet human needs whilst preserving a biogeochemical status quo upon which human wellbeing ultimately depends.

Biogeochemical cycles form the basic processes maintaining the lifecycle-supporting capacity of earth, a network of element transfers and transformations that links geological, biological, atmospheric, and oceanic systems. For organisms the availability of critical resources is shaped through these cycles, in turn controlling atmospheric and oceanic composition, climate patterns, and allowing for continual cycles of materials through ecological systems over generations. Following their own pathways determined by physical laws and evolutionary adaptations, the water, carbon, and nitrogen cycles nevertheless work together as interacting parts of a shared earth system. Water is the universal solvent and transport fluid that enables chemical reactions and transports material across landscapes; carbon is the structural backbone of all organic molecules and a key modulator of planetary temperature through its gas phase; nitrogen contributes the essential components for proteins, nucleic acids and other important biological molecules. These cycles, combined, produce the circumstances that allow lifecycle to endure and diversify for billions of years, showing remarkable resilience to shifts in the planet while preserving circumstances that lend themselves to biological productivity. With increasing anthropogenic, global and regional scale controls over these cycles, insights into their mechanisms, interconnections, coupling and boundary circumstances are vital for sustainably managing earth systems. This awareness underscores the



NOTES

ENVIRONMENTAL STUDIES AND DISASTER MANAGEMENT

need for approaches that go with rather than against these natural processes, acknowledging their limitations while harnessing their regenerative powers. Although human activity has profoundly transformed these cycles, they also offer possibilities for more conscious stewardship informed by scientific insight about how these systems operate. Considering biogeochemical cycles, the true infrastructure of the biosphere, not an ethereal natural phenomenon, societies will gain leverage for more effective environmental management without compromising the live network sustaining all human lifecycle. The cycling of water, carbon, nitrogen and other elements is not merely scientific but a dynamic expression of the live systems of earth—a kind of planetary metabolism through which the incredible diversity of lifecycle on the earth is sustained through the elegant movement of matter in its many forms.

1.4.6. Summary

Biogeochemical cycles are natural processes that recycle elements essential for life—like carbon, nitrogen, and water—between living organisms and the Earth's systems (atmosphere, lithosphere, hydrosphere, and biosphere). In the carbon cycle, carbon moves through processes like photosynthesis, respiration, combustion, and decomposition. The nitrogen cycle involves nitrogen fixation, nitrification, assimilation, ammonification, and denitrification to convert nitrogen into forms usable by plants and animals. The water cycle circulates water through evaporation, condensation, precipitation, and infiltration, maintaining life and climate balance. These cycles ensure the sustainability of ecosystems by regulating the flow of nutrients and water.

SELF ASSESSMENT QUESTIONS

A. Multiple Choice Questions (MCQs)

1. Which process removes carbon dioxide from the atmosphere?

a) Combustion



NOTES

ENVIRONMENTAL STUDIES AND DISASTER MANAGEMENT

- b) Respiration
- c) Photosynthesis
- d) Decomposition

2.Nitrogen fixation is carried out by:

- a) Fungi
- b) Insects
- c) Nitrogen-fixing bacteria
- d) Algae

3.Which step in the water cycle involves the change of water vapor to liquid?

- a) Evaporation
- b) Transpiration
- c) Condensation
- d) Precipitation

4.Denitrification in the nitrogen cycle results in:

- a) Conversion of nitrogen gas into ammonia
- b) Formation of nitrates
- c) Loss of nitrogen to the atmosphere
- d) Absorption of nitrogen by plants

5.Burning fossil fuels directly increases which gas in the atmosphere?

- a) Oxygen
- b) Nitrogen
- c) Carbon dioxide
- d) Methane

Answer Keys: 1.c) Photosynthesis, 2.c) Nitrogen-fixing bacteria
3. c) Condensation, 4. c) Loss of nitrogen to the atmosphere 5.c)
Carbon dioxide

B. Short Answer Questions:

1. What is the role of decomposers in the carbon and nitrogen cycles?
2. Name two processes that add water vapor to the atmosphere.



NOTES

ENVIRONMENTAL STUDIES AND DISASTER MANAGEMENT

3. Why is nitrogen important for living organisms?

C. Long Answer Questions

1. Describe the steps of the nitrogen cycle and explain how nitrogen becomes available to plants and animals.
2. Explain the carbon cycle, including human activities that disrupt it, and the consequences of such disruptions.
3. Illustrate and explain the stages of the water cycle, discussing its importance in maintaining life and weather patterns.



NOTES

ENVIRONMENTAL STUDIES AND DISASTER MANAGEMENT

UNIT .1.5. POLLUTION

1.5.1. Definition and Types of Pollutants

Pollution is a substantial environmental issue that impacts many ecosystems and human health globally. It denotes the introduction of deleterious compounds, termed pollutants, into the natural environment, leading to detrimental alterations. These pollutants may manifest as chemical substances or forms of energy, with noise, heat, or light. The concentration of contaminants in our environment has escalated significantly over the past century due to industrialization, urbanization, and population progress, resulting in severe environmental degradation and health complications.

Pollutants are chemicals or activities that degrade the environment and adversely affect live creatures and ecosystems. They can be classified according to their origin, characteristics, and impacts. Pollutants can be categorized as natural or anthropogenic based on their origin. Natural pollutants arise from processes such as volcanic eruptions, wildfires, and the decomposition of organic waste. Anthropogenic pollutants, conversely, originate from human activities such as industrial processes, transportation, agriculture, and waste disposal. Pollutants can be categorized as biodegradable or non-biodegradable based on their characteristics. Biodegradable pollutants can be decomposed by natural processes and organisms over time. Examples encompass sewage, agricultural effluents, and specific categories of plastics. Non-biodegradable contaminants endure in the environment for prolonged durations due to their inability to decompose naturally. This encompasses heavy metals, certain herbicides, and several synthetic compounds.

Pollutants may be classified according to their physical state as solid, liquid, or gaseous. Solid pollutants comprise plastic trash, industrial refuse, and particle pollution. Liquid pollutants include industrial effluents, oil spills, and chemical discharges. Gaseous pollutants comprise a range of gases emitted into the atmosphere, with carbon



NOTES

ENVIRONMENTAL STUDIES AND DISASTER MANAGEMENT

dioxide, sulfur dioxide, nitrogen oxides, and volatile organic compounds. A different classification of contaminants is predicated on their environmental impacts. Primary pollutants are directly released from sources and maintain their original composition in the atmosphere. Examples encompass carbon monoxide emitted by automobile exhausts, sulfur dioxide released by power plants, and particulate matter generated by building sites. Secondary pollutants, conversely, are generated through chemical reactions that include primary pollutants in the atmosphere. Ground-level ozone, for example, is produced when nitrogen oxides and volatile organic molecules react in the presence of sunlight.

Certain pollutants are classified as persistent organic pollutants (POPs), which are organic substances that endure environmental degradation by chemical, biological, and photolytic mechanisms. These substances last in the environment for extended durations, bioaccumulate in human and animal tissues, and can biomagnify within food chains. Examples of persistent organic pollutants (POPs) include polychlorinated biphenyls (PCBs), dichlorodiphenyltrichloroethane (DDT), and dioxins. Emerging pollutants constitute a novel class of environmental contaminants that have lately been identified in aquatic systems and ecosystems. These encompass medications, personal care items, endocrine-disrupting substances, and microplastics. Notwithstanding their very modest concentrations, emerging contaminants can exert considerable ecological and health repercussions due to their persistent introduction into the ecosystem and potential long-term consequences on species. Heavy metals represent a notable category of contaminants. These comprise mercury, lead, cadmium, arsenic, and chromium, which can be hazardous even at minimal amounts. Industrial activity, mining operations, and inadequate waste management contribute to heavy metal contamination. These metals can bioaccumulate in organisms, leading to several health issues, such as neurological diseases, renal damage, and cancer.



NOTES

ENVIRONMENTAL STUDIES AND DISASTER MANAGEMENT

Radioactive pollutants are materials that release ionizing radiation, capable of harming live cells and genetic material. Sources of radioactive contamination encompass nuclear power facilities, nuclear weapons testing, and inadequate disposal of radioactive waste. Exposure to radioactive contaminants can result in radiation illness, genetic alterations, and heightened cancer risk. Biological pollutants encompass pathogens such as bacteria, viruses, and parasites that can induce diseases in people and other species. Biological contamination originates from untreated sewage, agricultural runoff, and mismanaged healthcare waste. These contaminants can taint aquatic environments and soil, resulting in the proliferation of infectious illnesses. Thermal pollution denotes the elevation of temperature in natural water bodies resulting from human activity, with the discharge of heated water from power plants and industrial operations. This form of pollution can disturb aquatic ecosystems by diminishing oxygen levels in water, modifying reproductive cycles of aquatic animals, and impacting biodiversity. Noise pollution refers to excessive or undesirable sound that can adversely affect human and animal health. Sources of noise pollution encompass traffic, industrial operations, construction activities, and recreational pursuits. Extended exposure to elevated noise levels can result in auditory impairment, sleep disruptions, cardiovascular issues, and psychological strain. Light pollution denotes the overabundance or improper direction of artificial illumination that disrupts natural light patterns in outdoor settings. Light pollution originates from streetlights, advertising billboards, and lit buildings. Light pollution can interfere with ecosystems by influencing animal behavior, migration patterns, and reproductive cycles.

1.5.2. Classification of Pollution

Pollution can be classified based on environmental medium it affects, such as air, water, soil, noise, light, and thermal pollution. This classification helps in understanding specific impacts of pollution on different aspects of environment and devising appropriate mitigation strategies. Air pollution is contamination of atmosphere by harmful



NOTES

ENVIRONMENTAL STUDIES AND DISASTER MANAGEMENT

substances, with gases, particulate matter, and biological molecules. Major sources of air pollution include fossil fuel combustion in vehicles and power plants, industrial processes, agricultural activities, and waste incineration. Common air pollutants include carbon monoxide, nitrogen oxides, sulfur dioxide, particulate matter, volatile organic compounds, and ground level ozone. Air pollution can have severe health effects, with respiratory diseases, cardiovascular problems, and cancer. It also contributes to environmental issues like acid rain, smog formation, and climate change. Measuring air quality involves monitoring concentration of various pollutants in atmosphere and comparing them to established standards. Air Quality Index (AQI) is commonly used tool to communicate air quality levels to public.

Various measures can be taken to control air pollution, with implementing cleaner technologies, using renewable energy sources, improving fuel efficiency, and enforcing emissions standards. Individual actions like reducing vehicle use, conserving energy, and properly disposing of waste also contribute to air pollution reduction. Soil pollution, also known as land pollution, involves degradation of earth's land surface through accumulation of solid and liquid waste materials. Major sources of soil pollution include industrial activities, agricultural practices, mining operations, and improper waste disposal. Common soil pollutants include heavy metals, pesticides, fertilizers, petroleum hydrocarbons, and plastics. Soil pollution can have detrimental effects on plant evolution, soil fertility, and overall ecosystem. It can also lead to water pollution through leaching and runoff, and affect human health through direct contact, inhalation of soil contaminants, or consumption of contaminated food. Techniques for soil pollution control include bioremediation, phytoremediation, soil washing, thermal desorption, and proper waste management. Noise pollution, is presence of excessive, unwanted sound that disrupts normal activities of humans and wildlife. Major sources include transportation, industrial activities, construction work, and recreational activities. Noise pollution is measured in decibels (dB), with levels



NOTES

ENVIRONMENTAL STUDIES AND DISASTER MANAGEMENT

above 85 dB considered harmful to human health. effects of noise pollution on human health include hearing loss, sleep disturbances, cardiovascular problems, and psychological stress. It can also disrupt wildlife behavior, communication, and reproductive patterns. Noise pollution control measures include using quieter equipment, implementing noise barriers, designating quiet zones, and enforcing noise regulations.

Light pollution is excessive or inappropriate use of artificial light that disrupts ecosystems and has adverse health effects. Sources include streetlights, advertising billboards, and illuminated buildings. Light pollution is measured by sky brightness, illuminance, and glare. Light pollution affects human health by disrupting circadian rhythms and sleep patterns, potentially leading to various health issues. It also disrupts ecosystems by affecting animal behavior, migration patterns, and reproductive cycles. Measures to control light pollution include using shielded lighting fixtures, implementing lighting curfews, using motion sensors, and adopting dark sky friendly lighting policies. Thermal pollution involves increase in temperature of natural water bodies due to human activities. Major sources include power plants, industrial facilities, and urban runoff. Thermal pollution is measured by monitoring water temperature changes and thermal gradients in water bodies. effects of thermal pollution on aquatic ecosystems include reduced oxygen levels, altered metabolic rates of organisms, and disrupted reproductive cycles. Control measures include using cooling towers, implementing artificial lakes for cooling, and recycling heated water within industrial processes. Radioactive pollution is release of radioactive substances or high energy particles into environment. Sources include nuclear power plants, nuclear weapons testing, medical and research facilities, and mining operations. Radioactive pollution is measured using various devices like Geiger counters and dosimeters. effects of radioactive pollution on human health include radiation sickness, genetic mutations, and cancer. Environmental effects include soil and water contamination, and damage to plant and animal lifecycle.



NOTES

ENVIRONMENTAL STUDIES AND DISASTER MANAGEMENT

Control measures include proper disposal of radioactive waste, implementing safety protocols in nuclear facilities, and monitoring radiation levels in environment. Visual pollution refers to aesthetic degradation of natural or urban landscapes due to human activities. Sources include billboards, power lines, abandoned buildings, and litter. Visual pollution is subjectively assessed based on aesthetic standards and cultural values. Visual pollution can have psychological effects like stress and reduced quality of lifecycle. It can also affect tourism and property values. Control measures include implementing aesthetic regulations, promoting green spaces, and conducting regular clean up campaigns.

A). Water Pollution

Water pollution is contamination of water bodies such as lakes, rivers, oceans, and groundwater due to human activities. It occurs when pollutants are directly or indirectly discharged into water bodies without adequate treatment to remove harmful substances. Water pollution poses significant threat to aquatic ecosystems and human health, as it can lead to spread of waterborne diseases, loss of biodiversity, and degradation of water quality. types of water pollutants are diverse and include chemical, physical, and biological contaminants. Chemical pollutants encompass wide range of substances, such as heavy metals (lead, mercury, cadmium), pesticides, fertilizers, petroleum products, and industrial chemicals. These chemicals can enter water bodies through industrial discharges, agricultural runoff, mining operations, and improper disposal of hazardous waste. Physical pollutants include sediments, plastic waste, and thermal pollution. Sediments, resulting from soil erosion, can cloud water bodies, reducing light penetration and affecting aquatic plant evolution. Plastics, especially microplastics, have become pervasive water pollutant, posing risks to aquatic organisms that may ingest them. Thermal pollution, as discussed earlier, alters water temperature, affecting dissolved oxygen levels and overall aquatic ecosystem.



NOTES

ENVIRONMENTAL STUDIES AND DISASTER MANAGEMENT

Biological pollutants consist of pathogens like bacteria, viruses, protozoa, and parasitic worms that can cause waterborne diseases in humans and animals. These pathogens typically enter water sources through untreated sewage, agricultural runoff containing animal waste, and improper disposal of medical waste. sources of water pollution can be categorized as point sources and non point sources. Point sources discharge pollutants at specific locations through pipelines or channels, such as industrial facilities, sewage handling plants, and oil tankers. Non point sources, on other hand, are diffuse and do not have single point of origin. Examples include agricultural runoff, urban runoff, atmospheric deposition, and groundwater contamination from leaking dissident storage tanks. Water pollution affects aquatic ecosystems in numerous ways. Chemical pollutants can be toxic to aquatic organisms, leading to mortality, reduced reproductive success, and progressal abnormalities. Nutrient pollution, particularly from nitrogen and phosphorus in agricultural runoff and sewage, can cause eutrophication a process where excessive nutrients stimulate algal blooms. These blooms can deplete oxygen levels in water bodies, creating hypoxic or "dead zones" where most aquatic lifecycle cannot survive. Sediment pollution can smother aquatic habitats, affecting fish spawning grounds and benthic organisms. It can also reduce light penetration, limiting photosynthesis by aquatic plants. Thermal pollution alters water temperature, which can affect metabolic rates, reproductive cycles, and migration patterns of aquatic organisms.

Plastic pollution poses significant threat to marine lifecycle through entanglement and ingestion. Microplastics, which are less than 5mm in size, can be ingested by wide range of organisms, potentially causing physical harm and transferring toxic chemicals up food chain. Water pollution also has profound impacts on human health. Contaminated drinking water can cause waterborne diseases such as cholera, typhoid, hepatitis, and dysentery. Chemical pollutants in drinking water, like heavy metals and industrial chemicals, can lead to various health issues, with cancer, neurological disorders, and reproductive problems. Even



NOTES

ENVIRONMENTAL STUDIES AND DISASTER MANAGEMENT

recreational activities in polluted water bodies can pose health risks through direct contact with contaminated water or inhalation of water droplets. Various measures can be implemented to address water pollution. Wastewater treatment involves removing contaminants from sewage and industrial effluents before they are discharged into water bodies. Primary treatment removes solid waste, while secondary treatment uses biological processes to remove dissolved organic matter. Tertiary treatment further purifies water using advanced techniques like filtration, disinfection, and chemical treatments. Agricultural best management practices can reduce water pollution from farming activities. These include implementing buffer zones between farmland and water bodies, practicing precision agriculture to optimize fertilizer and pesticide use, and employing conservation tillage to reduce soil erosion.

Industrial pollution prevention involves adopting cleaner production technologies, recycling industrial water, and treating industrial wastewater before discharge. Regulations and policies play crucial role in controlling water pollution by setting water quality standards, enforcing discharge permits, and imposing penalties for non compliance. Monitoring water quality is essential for assessing effectiveness of pollution control measures and identifying emerging pollution issues. This involves regular sampling and analysis of water for various parameters like pH, dissolved oxygen, biological oxygen demand, chemical oxygen demand, turbidity, and presence of specific pollutants. Water pollution is global issue that requires international cooperation for effective management. Transboundary water pollution, where pollutants cross national boundaries through rivers or ocean currents, necessitates collaborative efforts between countries. International agreements like Convention on Law of Sea and Basel Convention address aspects of marine pollution and hazardous waste management, respectively. Climate change is expected to exacerbate water pollution through increased precipitation intensity, leading to more runoff and erosion, and rising sea levels, causing saltwater



NOTES

ENVIRONMENTAL STUDIES AND DISASTER MANAGEMENT

intrusion into freshwater sources. Warming waters can also enhance algal blooms and reduce dissolved oxygen levels. Innovative technologies are being developed to address water pollution, with advanced oxidation processes, membrane filtration, nanotechnology based treatments, and bioremediation using microorganisms to degrade pollutants. Remote sensing and real time monitoring systems enable more effective detection and management of water pollution incidents.

Public awareness and education are crucial for water pollution prevention. Individuals can contribute by properly disposing of household hazardous waste, reducing plastic use, using environmentally friendly cleaning products, and supporting water conservation efforts. Water quality standards and criteria have been established by various national and international bodies to protect water resources for different uses, such as drinking, recreation, agriculture, and aquatic lifecycle support. These standards state acceptable levels of various pollutants in water bodies. Water pollution has significant economic impacts, with costs associated with water treatment, healthcare for waterborne diseases, decreased property values near polluted water bodies, and reduced recreational and tourism opportunities. Economic instruments like pollution taxes, tradable permits, and subsidies for clean technologies can incentivize pollution reduction. Environmental justice issues arise when certain communities, often low income or minority populations, bear disproportionate burden of water pollution impacts. Addressing these inequities requires inclusive policy making and community involvement in pollution management decisions. Water pollution is complex environmental issue with diverse sources, types, and impacts. Addressing water pollution requires multifaceted approach involving technological solutions, policy measures, public awareness, and international cooperation. By understanding nature and extent of water pollution, we can work towards preserving our water resources for future generations and maintaining health of aquatic ecosystems and human communities.



NOTES

ENVIRONMENTAL STUDIES AND DISASTER MANAGEMENT

Pollution, in all its forms, represents one of most significant environmental challenges of our time. It affects air, water, soil, and various aspects of natural environment, with far reaching consequences for ecosystems, biodiversity, and human health. increasing recognition of pollution as global issue has led to concerted efforts at local, national, and international levels to mitigate its effects through regulation, technological innovation, and changes in consumer behavior. As we continue to face challenges posed by pollution, it is essential to adopt holistic approach that considers interconnectedness of environmental systems and cumulative impact of various types of pollution. By addressing pollution at its source, implementing effective control measures, and promoting sustainable practices, we can work towards cleaner, healthier environment for all live beings. complexity of pollution issues necessitates collaboration among scientists, policymakers, industry leaders, and general public to develop and implement effective solutions. Through research, education, and collective action, we can reduce pollution levels, restore degraded ecosystems, and prevent further environmental deterioration. Ultimately, responsibility for pollution prevention and control lies with everyone, from individuals making daily choices to corporations and governments setting policies and standards. By understanding nature, sources, and impacts of pollution, we can make informed decisions and take meaningful actions to protect our environment and ensure sustainable future for generations to come. journey towards pollution free world may be challenging, but it is necessary endeavor for preservation of our planet and well being of all its inhabitants.

B). Environmental Pollution: Comprehensive Analysis

Environmental contamination constitutes one of the most critical challenges confronting our planet today. As human activities escalate in industrial, agricultural, and urban environments, numerous types of pollution—air, soil, radiation, industrial, light, and noise—have grown more ubiquitous and alarming. This thorough examination examines the causes, effects, and possible solutions to these interrelated



NOTES

ENVIRONMENTAL STUDIES AND DISASTER MANAGEMENT

environmental concerns that jeopardize both ecosystem health and human well-being.

C). Air Pollution: Air pollution denotes the contamination of the atmosphere by deleterious substances that might adversely affect live creatures and the environment. This type of pollution has become increasingly common since the Industrial Revolution and currently represents one of the most severe environmental health threats globally. **Sources of Air Pollution:** Air pollution sources can be classified as anthropogenic (human-made) and natural. Anthropogenic sources comprise:

- Industrial emissions establish a significant contributor to worldwide air pollution. Manufacturing facilities, power plants, refineries, and other industrial operations emit a range of pollutants, with sulfur dioxide (SO₂), nitrogen oxides (NO_x), volatile organic compounds (VOCs), particulate matter, and heavy metals. These emissions arise from several industrial activities, with combustion, chemical reactions, and material handling. Transportation constitutes a major source of air pollution. Fossil fuel-powered vehicles emit carbon monoxide (CO), nitrogen oxides (NO_x), particulate matter, and hydrocarbons. The transportation sector significantly contributes to air pollution, especially in urban regions characterized by intensive traffic networks. Notwithstanding advancements in car emission regulations and fuel quality, the increasing global vehicle population continues to intensify this issue.
- Agricultural practices significantly contribute to air pollution. The application of pesticides and fertilizers emits chemicals into the atmosphere, whilst livestock rearing generates substantial quantities of methane (CH₄) and ammonia (NH₃). Moreover, agricultural burning conducted in various places emits particulate matter, carbon monoxide, and other pollutants into the atmosphere. The combustion of domestic fuels for



NOTES

ENVIRONMENTAL STUDIES AND DISASTER MANAGEMENT

cooking and heating, especially in developing nations with restricted access to clean energy, constitutes a significant source of indoor air pollution. The combustion of biomass fuels, with wood, crop leftovers, and dung, in inefficient stoves or open flames generates particulate matter, carbon monoxide, and other deleterious pollutants. Construction and demolition operations produce significant quantities of dust and particulate matter. The operation of construction machinery and automobiles also contributes to air pollution via exhaust emissions.

- Natural origins of air pollution encompass:
- Volcanic eruptions emit significant quantities of gasses, especially sulfur dioxide, and ash particles into the atmosphere. Significant eruptions can exert transient yet profound effects on regional or even global air quality. Wildfires, whether naturally occurring or anthropogenic, release substantial amounts of smoke that include particulate matter, carbon monoxide, nitrogen oxides, and volatile organic compounds. Dust storms, especially in dry and semi-arid locations, can elevate substantial quantities of particulate matter into the atmosphere, impacting air quality across extensive areas. Biological decomposition processes naturally emit methane and other gases into the atmosphere.

Types of Air Pollutants: Air pollutants are typically categorized as primary or secondary. Primary pollutants are emitted directly from sources, while secondary pollutants form in atmosphere through chemical reactions involving primary pollutants.

Particulate Matter (PM): These are little particles of solid or liquid substances suspended in the atmosphere. They are classified by size, with PM₁₀ (diameter < 10 micrometers) and PM_{2.5} (diameter ≤ 2.5 micrometers) being especially concerning for human health due to their capacity to infiltrate the respiratory system deeply.

Sulfur Dioxide (SO₂): SO₂ is predominantly released via the combustion of fossil fuels, especially coal and oil, in power plants and



NOTES

ENVIRONMENTAL STUDIES AND DISASTER MANAGEMENT

industrial facilities, leading to respiratory issues and contributing to acid rain generation.

Nitrogen Oxides (NO_x): These gases, chiefly nitrogen dioxide (NO_2) and nitric oxide (NO), are generated during high-temperature combustion processes in automobiles and power generation facilities. They contribute to the creation of smog, acid rain, and may induce respiratory problems.

Carbon Monoxide (CO): This colorless, odorless gas is generated by the incomplete combustion of carbonaceous fuels. Vehicle emissions are a significant contributor in metropolitan environments. Carbon monoxide reduces oxygen transport to the body's organs and tissues.

Volatile Organic Compounds (VOCs) are carbon-based compounds that readily evaporate at ambient temperature. Sources encompass paints, solvents, gasoline, and diverse industrial processes. Certain VOCs may induce health consequences that range from ocular and respiratory irritation to hepatic and renal impairment.

Lead and other heavy metals: Despite regulatory measures that have substantially diminished lead pollution in numerous nations, it continues to be an issue in regions where leaded gasoline is utilized, specific industrial operations are conducted, and lead smelting occurs. Additional heavy metals such as mercury, cadmium, and arsenic are air contaminants originating from industrial sources.

Secondary pollutants comprise: Ground-level ozone (O_3) is a detrimental air contaminant, in contrast to stratospheric ozone, which safeguards Our earth from threatous ultraviolet light. It occurs when nitrogen oxides (NO_x) and volatile organic compounds (VOCs) react in the presence of sunlight. Ozone is a primary constituent of photochemical smog and can induce respiratory issues.

Sulfuric Acid (H_2SO_4) and Nitric Acid (HNO_3) are produced when sulfur dioxide (SO_2) and nitrogen oxides (NO_x) combine with water, oxygen, and various atmospheric molecules. They are significant constituents of acid rain, capable of harming forests, soils, and aquatic ecosystems.



NOTES

ENVIRONMENTAL STUDIES AND DISASTER MANAGEMENT

Secondary Organic Aerosols: These arise from the oxidation of volatile organic compounds and can substantially contribute to fine particulate matter in the atmosphere.

Impacts of Air Pollution: The effects of air pollution extend to human health, ecosystems, and global climate.

Human Health Impacts:

Respiratory Diseases: Air pollution can cause or exacerbate range of respiratory circumstances with asthma, bronchitis, emphysema, and chronic obstructive pulmonary disease (COPD). Particulate matter can penetrate deep into lungs, causing inflammation and reducing lung function.

Cardiovascular Diseases: Exposure to air pollution, particularly fine particulate matter, has been linked to increased risk of heart attacks, strokes, and other cardiovascular problems. Pollutants can trigger inflammation, oxidative stress, and changes in blood pressure and heart rhythm.

Cancer: International Agency for Research on Cancer (IARC) has classified outdoor air pollution and particulate matter as carcinogenic to humans. Long term exposure to outdoor air pollution, particularly PM_{2.5}, increases risk of lung cancer.

Neurological Effects: Emerging research suggests links between air pollution exposure and neurological disorders such as dementia, Parkinson's disease, and cognitive decline. Air pollutants may cause neuroinflammation and oxidative stress in brain.

Reproductive and Progressal Effects: Maternal exposure to air pollution during pregnancy has been associated with adverse birth outcomes with preterm birth, low birth weight, and intrauterine evolution restriction. Some studies also suggest associations with birth defects and progressal disorders.

Premature Death: According to World Health Organization, ambient (outdoor) air pollution causes approximately 4.2 million premature deaths worldwide each year, while household air pollution from cooking with polluting fuels and technologies causes an estimated 3.8 million premature deaths annually.



NOTES

ENVIRONMENTAL STUDIES AND DISASTER MANAGEMENT

Environmental Impacts

Acid Rain: When sulfur dioxide and nitrogen oxides react with water, oxygen, and other chemicals in atmosphere, they form acidic compounds that can fall to Our earth as acid rain. Acid rain damages forests, soils, and aquatic ecosystems, and can accelerate deterioration of buildings and monuments.

Eutrophication: Atmospheric deposition of nitrogen compounds can lead to excess nutrients in aquatic ecosystems, causing harmful algal blooms, oxygen depletion, and fish kills.

Visibility Impairment: Air pollution, particularly fine particles, can scatter and absorb light, reducing visibility and creating haze. This affects both urban areas and natural landscapes, with many national parks and wilderness areas.

Ecosystem Damage: Air pollutants can directly damage plant tissues, interfere with photosynthesis, and make plants more susceptible to diseases, pests, and other stressors. This can lead to reduced biodiversity and ecosystem productivity.

Climate Change Impacts

Many air pollutants also act as climate forcers, substances that affect Our earth's energy balance:

Greenhouse Gases: Carbon dioxide (CO₂), methane (CH₄), and nitrous oxide (N₂O) are major greenhouse gases that contribute to global warming and climate change. While CO₂ is not typically classified as an air pollutant in traditional sense, its atmospheric concentration has increased significantly due to human activities, particularly fossil fuel combustion.

Black Carbon: This component of particulate matter strongly absorbs sunlight and can contribute to warming. It also reduces reflectivity of snow and ice surfaces when deposited, accelerating melting.

Tropospheric Ozone: In addition to its health impacts, ground level ozone is greenhouse gas that contributes to warming.

Aerosols: Different types of aerosols can have either cooling or warming effects on climate. Sulfate aerosols, for example, typically



NOTES

ENVIRONMENTAL STUDIES AND DISASTER MANAGEMENT

reflect sunlight and have cooling effect, while black carbon absorbs sunlight and has warming effect.

Monitoring and Control Measures

Effective management of air pollution requires comprehensive monitoring and control strategies:

Air quality monitoring networks track pollutant concentrations using various instruments and methodologies. These networks offer data for:
Assessing compliance with air quality standards and regulations
Informing public about current air quality circumstances
Tracking long term trends in air pollution
Supporting research on pollution sources, transport, and effects
Evaluating effectiveness of control measures

Emission Control Technologies: Various technologies help reduce air pollutant emissions from stationary and mobile sources:

For Particulate Matter: Electrostatic precipitators, fabric filters (baghouses), cyclones, and wet scrubbers can capture particles from industrial exhaust gases.

For Sulfur Dioxide: Flue gas desulfurization systems (scrubbers), fuel switching to lower sulfur fuels, and advanced combustion technologies can reduce SO₂ emissions.

For Nitrogen Oxides: Selective catalytic reduction (SCR), selective non catalytic reduction (SNCR), low NO_x burners, and catalytic converters (in vehicles) can mitigate NO_x emissions.

For Volatile Organic Compounds: Thermal oxidizers, catalytic oxidizers, carbon adsorption, and biofilters can control VOC emissions from industrial processes.

Regulatory Approaches: Effective air pollution control typically involves combination of regulatory instruments:

Command and Control Regulations: These include emission standards for specific pollutants, technology requirements (e.g., best available control technology), and ambient air quality standards that set maximum allowable concentrations of pollutants.

Market Based Instruments: These include emission trading systems (cap and trade), pollution taxes, and subsidies for clean technologies.



NOTES

ENVIRONMENTAL STUDIES AND DISASTER MANAGEMENT

These approaches aim to offer economic incentives for pollution reduction.

Voluntary Programs: These encourage industries to reduce emissions beyond regulatory requirements through recognition, technical assistance, and other non regulatory incentives.

Sustainable Solutions: Longterm solutions to air pollution often involve fundamental changes in energy production and consumption:

Renewable Energy: Transitioning from fossil fuels to renewable energy sources like solar, wind, hydro, and geothermal power can significantly reduce emissions of many air pollutants.

Energy Efficiency: Improving energy efficiency in buildings, transportation, and industrial processes reduces amount of fuel burned and consequently pollutants emitted.

Sustainable Transportation: Promoting public transportation, electric vehicles, biking, and walking can reduce emissions from transportation sector, which is major source of air pollution in many urban areas.

Urban Planning: Smart urban design that reduces travel distances, promotes mixed land use, and incorporates green spaces can help mitigate urban air pollution.

Regional and Global Cooperation: Air pollution does not respect political boundaries, making international cooperation essential for effective management:

Transboundary Air Pollution Agreements: Regional agreements like Convention on Longrange Transboundary Air Pollution in Europe and North America coordinate efforts to reduce pollutants that can travel across borders.

Global Initiatives: Climate and Clean Air Coalition focus on reducing shortlived climate pollutants like black carbon, methane, and hydrofluorocarbons that contribute to both air pollution and climate change.

Technology Transfer and Capacity Building: Sharing knowledge, technologies, and resources helps developing countries implement effective air pollution control strategies.

D).Soil Pollution



NOTES

ENVIRONMENTAL STUDIES AND DISASTER MANAGEMENT

Soil pollution, also known as soil contamination, refers to presence of toxic chemicals, pollutants, or contaminants in soil at levels that pose risks to ecosystem and human health. Unlike air or water pollution, soil contamination is less visible and often goes unnoticed until its effects become severe or widespread. However, its impacts can be longlasting and difficult to remediate.

Sources of Soil Pollution

Several anthropogenic and natural activities contribute to soil contamination:

Industrial Activities

Manufacturing Industries: Various manufacturing processes release heavy metals, organic compounds, and other pollutants that can contaminate surrounding soils through direct disposal, leaks, spills, or atmospheric deposition.

Mining Operations: Mining activities expose heavy metals naturally present in deep soil layers and can release them into surface soils and around. Mine tailings and waste rock often contain elevated levels of metals like lead, arsenic, mercury, and cadmium.

Oil and Gas Extraction: Drilling operations, pipeline leaks, and improper disposal of drilling fluids can introduce petroleum hydrocarbons, heavy metals, and various chemicals into soil.

Power Generation: Coal-fired power plants emit mercury, lead, and other contaminants that can be deposited on soil. Nuclear power plants can be sources of radioactive contamination if accidents occur or waste is improperly managed.

Agricultural Practices

Pesticides and Herbicides: Intensive use of chemical pesticides and herbicides in modern agriculture has led to widespread soil contamination. Many older pesticides (like DDT) persist in environment for decades after application.

Chemical Fertilizers: Overuse of nitrogen and phosphorus fertilizers can lead to soil acidification and contribute to buildup of heavy metals like cadmium, which is often present as an impurity in phosphate fertilizers.



NOTES

ENVIRONMENTAL STUDIES AND DISASTER MANAGEMENT

Irrigation with Contaminated Water: Using untreated wastewater or water from contaminated sources for irrigation can transfer various pollutants to agricultural soils.

Biosolids and Manure: While organic fertilizers are generally beneficial for soil, they can sometimes contain contaminants like pharmaceuticals, personal care products, pathogens, and heavy metals, especially if derived from municipal sewage or industrial animal operations.

Waste Management

Landfills: Inadequately designed or managed landfills can leach various contaminants into surrounding soils, with heavy metals, persistent organic pollutants, and various chemicals from disposed products.

Illegal Dumping: Improper disposal of waste, particularly hazardous waste, can directly contaminate soil at disposal sites.

Industrial Waste Disposal: Historical practices of onsite disposal of industrial wastes have created numerous contaminated sites, often referred to as "brownfields."

Electronic Waste: Improper disposal or recycling of electronic waste (e-waste) can release heavy metals like lead, mercury, and cadmium, as well as flame retardants and other chemicals into soil.

Urban and Transportation Sources

Vehicle Emissions: Particulate matter from vehicle exhaust contains various contaminants, with lead (in countries where leaded gasoline is still used), zinc, and polycyclic aromatic hydrocarbons (PAHs), which can deposit on roadside soils.

Tire and Brake Wear: Wear of vehicle tires and brakes releases particles containing zinc, copper, and other metals that can accumulate in roadside soils.

Building Materials: Deteriorating lead-based paint, treated wood, and other building materials can contaminate surrounding soil, particularly in older urban areas.



NOTES

ENVIRONMENTAL STUDIES AND DISASTER MANAGEMENT

Road Deicing: Salt and other deicing chemicals used on roads in cold climates can accumulate in roadside soils, affecting soil structure and chemistry.

Accidental Spills and Leaks

Chemical Spills: Accidental releases from transportation accidents, storage tank failures, or industrial processes can result in localized but often severe soil contamination.

Underground Storage Tanks: Leaking underground storage tanks at gas stations, industrial facilities, and other sites have been major sources of soil and groundwater contamination.

Natural Sources: Naturally Occurring Contaminants: Some soils naturally contain elevated levels of potentially toxic elements like arsenic, lead, or radon due to underlying geology.

Volcanic Activity: Volcanic eruptions can release various elements, with mercury, arsenic, and fluorine, that may contaminate soils in affected areas.

Forest Fires: Wildfires can release contaminants previously deposited in vegetation back into soil and atmosphere.

Types of Soil Contaminants

Soil contaminants can be broadly classified into several categories:

Heavy Metals

Lead (Pb): Sources include lead-based paint, leaded gasoline (historically), mining, and certain industrial processes. Lead is particularly concerning due to its neurotoxic effects, especially in children.

Cadmium (Cd): Found in batteries, pigments, metal coatings, and phosphate fertilizers. Cadmium can accumulate in plants and is toxic to kidneys and bones.

Mercury (Hg): Emitted from coal combustion, certain industrial processes, and artisanal gold mining. Mercury can transform into highly toxic methylmercury in the environment.

Arsenic (As): Sources include wood preservatives, pesticides, mining, and natural geological deposits. Arsenic is a known carcinogen.



NOTES

ENVIRONMENTAL STUDIES AND DISASTER MANAGEMENT

Chromium (Cr): Used in metal plating, leather tanning, and wood preservation. Hexavalent chromium (Cr VI) is particularly toxic and carcinogenic.

Other metals of concern include copper, zinc, nickel, and cobalt, which, while essential nutrients at low concentrations, can become toxic at higher levels.

Organic Contaminants

Petroleum Hydrocarbons: These include various compounds found in gasoline, diesel, and other petroleum products. Sources include fuel spills, leaking storage tanks, and oil extraction activities.

Polycyclic Aromatic Hydrocarbons (PAHs): Formed during incomplete combustion of organic materials (coal, oil, gas, wood, garbage). Many PAHs are carcinogenic.

Polychlorinated Biphenyls (PCBs): Formerly used in electrical equipment, hydraulic fluids, and as flame retardants. Though banned in many countries, PCBs persist in environment due to their chemical stability.

Pesticides and Herbicides: This diverse group includes organochlorine pesticides (like DDT), organophosphates, carbamates, and many others. Some persist in environment for decades or longer.

Dioxins and Furans: Mainly produced as byproducts of industrial processes involving chlorine, such as waste incineration, chlorine bleaching of paper, and certain herbicide production. These are highly toxic and persistent.

Solvents: Industrial and household solvents like trichloroethylene (TCE), perchloroethylene (PCE), and benzene can contaminate soil through spills or improper disposal.

Nutrient Pollutants

Excessive Nitrogen and Phosphorus: While essential plant nutrients, excessive amounts from fertilizers, manure, or sewage can disrupt soil ecosystems and leach into water bodies, causing eutrophication.

Biological Contaminants: Pathogens are Diseasecausing microorganisms can contaminate soil through sewage, animal waste, or biosolids application.



NOTES

ENVIRONMENTAL STUDIES AND DISASTER MANAGEMENT

Emerging Contaminants: Pharmaceuticals and Personal Care Products which are increasing evidence shows that these substances, with antibiotics, hormones, and antimicrobial compounds, can enter soil through biosolids application or wastewater irrigation.

Microplastics: Plastic particles smaller than 5mm are increasingly recognized as soil contaminants, entering through biosolids, compost, irrigation, or direct deposition.

Nanomaterials: Engineered nanoparticles used in various products may have unknown effects when they enter soil ecosystems.

Impacts of Soil Pollution: Soil contamination has farreaching consequences for ecosystems, agriculture, and human health:

Ecological Impacts

Soil Biodiversity Reduction: Contaminants can reduce abundance and diversity of soil organisms, from microbes to our earthworms, disrupting critical soil processes.

Disruption of Nutrient Cycling: Soil pollution can interfere with decomposition and nutrient cycling processes essential for ecosystem functioning.

Bioaccumulation and Biomagnification: Many soil contaminants can be taken up by plants and soil organisms, entering food chains and potentially accumulating at higher trophic levels.

Reduced Plant Evolution and Productivity: Contaminants can directly inhibit plant evolution through toxicity or indirectly by altering soil properties and microbial communities that support plant health.

Impacts on Wildlife: Animals can be exposed to soil contaminants through direct contact, inhalation of dust, or consumption of contaminated plants or soil organisms.

Agricultural Impacts

Reduced Crop Yields: Soil contamination can significantly reduce agricultural productivity through direct toxicity to crops or by reducing soil fertility.

Food Safety Concerns: Plants grown in contaminated soils may accumulate certain contaminants, potentially transferring them to humans or livestock when consumed.



NOTES

ENVIRONMENTAL STUDIES AND DISASTER MANAGEMENT

Restricted Land Use: Severely contaminated agricultural land may need to be taken out of production, affecting food security and farmers' livelihoods.

Human Health Impacts

Direct Exposure: Humans can be exposed to soil contaminants through:

- Ingestion (particularly important for children who may directly ingest soil)
- Inhalation of contaminated dust
- Dermal contact
- Consumption of contaminated food or water

Health Effects: Depending on contaminant, exposure can lead to various health problems:

- Acute toxicity (poisoning)
- Carcinogenic effects (cancer)
- Neurological damage (especially from lead, mercury)
- Reproductive and progressal effects
- Organ damage (liver, kidney, etc.)
- Immune system suppression

Vulnerable Populations: Children, pregnant women, elderly, and people with compromised immune systems are particularly vulnerable to health impacts from soil contaminants.

Economic and Social Impacts

Property Value Reduction: Contaminated land typically has reduced market value and limited progress potential.

Remediation Costs: Cleaning up contaminated sites can be extremely expensive, sometimes exceeding value of land itself.

Environmental Justice Concerns: Contaminated sites are often disproportionately located in low income and minority communities, raising environmental justice issues.

Monitoring and Assessment: Effective management of soil pollution begins with comprehensive monitoring and assessment:

Soil Sampling and Analysis

Field Sampling: Various sampling designs (random, systematic, targeted) are used to collect representative soil samples from potentially



NOTES

ENVIRONMENTAL STUDIES AND DISASTER MANAGEMENT

contaminated sites. Laboratory Analysis: Sophisticated analytical techniques (atomic absorption spectroscopy, gas chromatographymass spectrometry, etc.) are used to identify and quantify contaminants in soil samples.

Bioassays: Toxicity tests using plants, our earthworms, or microorganisms can offer information aboutbiological effects of soil contamination.

Risk Assessment

Exposure Assessment: Evaluates potential exposure pathways and exposure levels for humans and ecological receptors.

Toxicity Assessment: Determinesrelationship between contaminant dose and health effects.

Risk Characterization: Integrates exposure and toxicity information to estimate risks to human health andenvironment.

SiteSpecific Criteria: Risk assessments often lead toprogress of sitespecific cleanup targets based on intended land use and exposure scenarios.

Remediation and Management Strategies

Various approaches exist for managing and remediating contaminated soils:

Containment Techniques

Capping: Covering contaminated soil with clean material to prevent exposure and reduce contaminant migration.

Vertical Barriers: Installing subsurface walls (slurry walls, sheet piling) to contain contamination and prevent groundwater flow through contaminated zones.

Solidification/Stabilization: Adding materials to soil that bind or immobilize contaminants, reducing their ability to migrate or be taken up by organisms.

Removal and Disposal

Excavation and Disposal: Removing contaminated soil and disposing of it in appropriate landfills. While effective, this approach can be costly and merely transfersproblem elsewhere.



NOTES

ENVIRONMENTAL STUDIES AND DISASTER MANAGEMENT

Soil Washing: Using water, sometimes with added solvents or surfactants, to separate contaminants from soil particles. cleaned soil can then be returned to site.

Thermal Treatment: Heating soil to volatilize, decompose, or immobilize contaminants. Methods include incineration, thermal desorption, and vitrification.

InSitu Remediation

Bioremediation: Using microorganisms (bacteria, fungi) to degrade organic contaminants. This can be enhanced by adding nutrients, oxygen, or specific microbes (bioaugmentation).

Phytoremediation: Using plants to remove, stabilize, or break down contaminants. Specific approaches include:

- **Phytoextraction:** Plants accumulate contaminants in harvestable tissues
- **Phytostabilization:** Plants reduce contaminant mobility
- **Phytodegradation:** Plants break down contaminants
- **Rhizofiltration:** Plant roots filter contaminants from water

Chemical Oxidation/Reduction: Injecting oxidizing or reducing agents into soil to transform contaminants into less toxic forms.

Electrokinetic Remediation: Using low intensity electric currents to mobilize and extract charged contaminants like heavy metals.

Land Use Controls, Institutional Controls and Zoning Restrictions: Limiting future land uses to prevent exposure (e.g., prohibiting residential progress on former industrial sites).

Deed Restrictions: Legally binding limitations on property use that are attached to land deed. **Monitoring Requirements:** Ongoing monitoring to ensure containment systems remain effective and contaminant levels do not increase.

Prevention Strategies

Improved Industrial Practices: Implementing better containment, spill prevention, and waste management at industrial facilities.

Sustainable Agriculture: Promoting practices that minimize chemical inputs, such as integrated pest management, organic farming, and precision agriculture.



NOTES

ENVIRONMENTAL STUDIES AND DISASTER MANAGEMENT

Waste Reduction and Recycling: Reducing volume of waste requiring disposal and ensuring proper handling of hazardous materials.

Green Chemistry: Developing chemical products and processes that reduce or eliminate use and generation of hazardous substances.

Policy and Regulatory Frameworks: Effective management of soil contamination requires comprehensive policy frameworks, many countries have enacted specific legislation addressing soil contamination: United States: Comprehensive Environmental Response, Compensation, and Liability Act (CERCLA or "Superfund") focuses on cleanup of contaminated sites. European Union: EU has developed Soil Thematic Strategy, though comprehensive Soil Framework Directive has not yet been adopted.

Standards and Guidelines: Soil Quality Standards: Many jurisdictions have established maximum allowable concentrations for various contaminants in soil, often with different tiers based on land use (industrial, commercial, residential, agricultural).

Remediation Guidelines: Technical guidance on site assessment, remediation technologies, and monitoring approaches.

Polluter Pays Principle: Many regulatory frameworks establish liability systems where those responsible for contamination bear cleanup costs.

Brownfield Reprogress Programs: Initiatives that offer financial incentives, liability relief, or technical assistance to encourage cleanup and reuse of contaminated sites. International Cooperation, Global initiatives like Stockholm Convention on Persistent Organic Pollutants and Minamata Convention on Mercury address specific contaminants that can affect soil. The field of soil pollution management faces several emerging challenges:

Climate Change Interactions: Altering precipitation patterns may alter contaminant transport in soil. Rising temperatures may affect contaminant behavior and degradation rates. Extreme weather events may mobilize previously contained contaminants. Emerging Contaminants are new industrial chemicals, nanomaterials, pharmaceuticals, and microplastics pose unknown risks to soil ecosystems.



NOTES

ENVIRONMENTAL STUDIES AND DISASTER MANAGEMENT

Multiple Stressors: Soil contamination often occurs alongside other stressors like drought, erosion, and compaction, creating complex interactions that are difficult to predict and manage. However, several promising progresss offer hope for better management:

Advanced Monitoring Technologies: Remote sensing, realtime sensors, and molecular techniques (e.g., DNAbased methods for assessing soil biodiversity) are improving our ability to detect and monitor soil contamination.

Green Remediation: Approaches that minimize environmental footprint of cleanup activities, using renewable energy, reducing waste, and considering lifecyclecycle impacts.

NatureBased Solutions: Constructed wetlands, riparian buffers, and other ecological approaches that can help manage contaminants while providing additional ecosystem services.

Circular Economy Approaches: Systems that minimize waste generation and keep materials in use, reducingpotential for soil contamination.

E.) Radiation Pollution

Radiation pollution, also referred to as radioactive contamination, occurs when radioactive materials are present inenvironment at levels that pose risks to ecosystem and human health. Unlike other forms of pollution, radiation cannot be detected by human senses but requires specialized equipment for detection and measurement. Radiation pollution can persist for extended periodsfrom decades to thousands of yearsdepending onhalflives ofradioactive isotopes involved.

Types of Radiation

Ionizing Radiation

This type has sufficient energy to remove electrons from atoms, creating ions. Types of ionizing radiation include:

Alpha Particles (α): Consist of two protons and two neutrons. They have high energy but low penetrating powerthey can be stopped bysheet of paper orouter layer of skin. However, if alphaemitting materials are ingested or inhaled, they can cause significant internal damage.



NOTES

ENVIRONMENTAL STUDIES AND DISASTER MANAGEMENT

Beta Particles (β): Highenergy electrons or positrons emitted during radioactive decay. They have greater penetrating power than alpha particles but can be stopped bythin sheet of metal or plastic.

Gamma Rays (γ): Highenergy electromagnetic waves similar to Xrays but generally of higher energy. They have very high penetrating power and can pass throughhuman body, requiring dense materials like lead or thick concrete for shielding.

Neutrons: Uncharged particles that can penetrate deeply into materials. They are primarilyconcern around nuclear reactors and can make other materials radioactive through neutron activation.

Xrays: Similar to gamma rays but typically of lower energy and usually produced by electronic devices rather than radioactive decay.

NonIonizing Radiation

This type lacks sufficient energy to remove electrons from atoms but can still have biological effects at high intensities. Types include:

Ultraviolet (UV) Radiation: Fromsun and artificial sources like tanning beds. Radiofrequency Radiation: From wireless communications, radio, and television. Microwave Radiation: Used in microwave ovens and some communications systems.

While nonionizing radiation can cause health effects (e.g., UV radiation causing skin cancer), radiation pollution typically refers to contamination by sources of ionizing radiation.

Sources of Radiation Pollution

Radiation pollution can originate from both anthropogenic (humanmade) and natural sources:

Natural Sources

1. Background Radiation: Low levels of radiation are naturally present inenvironment from several sources:
2. Cosmic Radiation: Highenergy particles and radiation from space that partially penetrate Our earth's atmosphere.
3. Terrestrial Radiation: Radioactive elements in soil, rock, and building materials, particularly uranium, thorium, and their decay products (with radon gas).



NOTES

ENVIRONMENTAL STUDIES AND DISASTER MANAGEMENT

4. Internal Radiation: Naturally occurring radioactive elements like potassium⁴⁰ and carbon¹⁴ that are present in human body.
5. Enhanced Natural Radiation: Human activities can increase exposure to naturally occurring radioactive materials (NORM):
6. Radon in Buildings: Radon gas, produced by decay of uranium in soil, can accumulate in buildings, particularly basements with poor ventilation. Radon is second leading cause of lung cancer after smoking.
7. Mining and Processing of Ores: Mining for uranium, phosphate, and other minerals can bring naturally occurring radioactive materials to surface and concentrate them in waste products.
8. Fossil Fuel Extraction and Use: Oil, gas, and coal extraction can bring NORM to surface, sometimes resulting in scale formation in pipes or radioactive waste (e.g., coal ash).

Anthropogenic Sources

- Nuclear Fuel Cycle: various stages of nuclear power production can potentially release radioactive materials:
- Uranium Mining and Milling: Produces tailings containing radioactive elements.
- Nuclear Reactor Operation: Under normal operation, nuclear power plants release small amounts of radioactive gases and liquids, which are carefully monitored and regulated.
- Nuclear Accidents: Major accidents like Chernobyl (1986) and Fukushima Daiichi (2011) have released significant amounts of radioactive materials into environment.
- Nuclear Fuel Reprocessing: Facilities that separate uranium and plutonium from spent nuclear fuel can release radioactive gases and liquids.
- Nuclear Waste Disposal: Improper management of radioactive waste can lead to environmental contamination.
- Nuclear weapons: Various aspects of nuclear weapons production, testing, and use have contributed to radiation pollution:



NOTES

ENVIRONMENTAL STUDIES AND DISASTER MANAGEMENT

- Nuclear Weapons Testing: Atmospheric, underwater, and underground nuclear tests, particularly during Cold War, have released radioactive materials into environment. Atmospheric testing between 1945 and 1980 distributed radioactive fallout globally.
- Nuclear Weapons Production: Facilities involved in producing nuclear weapons have created contaminated sites in several countries.
- Use of nuclear weapons: bombings of Hiroshima and Nagasaki in 1945 caused radioactive contamination in addition to immediate blast and thermal effects.
- Medical and Industrial Applications: Beneficial uses of radiation that can potentially cause contamination if not properly managed:
- Medical Diagnostics and Treatment: Xray machines, CT scanners, radiotherapy equipment, and radiopharmaceuticals.
- Industrial Radiography: Using radiation to inspect welds and structural components.
- Industrial Gauges and Irradiators: Using radioactive sources to measure thickness, density, or moisture, or to sterilize products.
- Research Applications: Universities and research institutions use radioactive materials for various scientific purposes.
- Consumer Products: Some consumer products contain small amounts of radioactive materials, with some smoke detectors (americium-241), certain antique items (e.g., uranium glass, radium-containing watches), and some historical consumer products.
- Accidents and Mishandling: Orphaned sources (radioactive materials that have lost proper oversight), transportation accidents involving radioactive materials, and improper disposal of radioactive items can lead to localized contamination.

Environmental Pathways and Impacts



NOTES

ENVIRONMENTAL STUDIES AND DISASTER MANAGEMENT

Once released into environment, radioactive materials can move through various pathways and affect different components of ecosystems:

Environmental Transport and Fate

Atmospheric Transport: Radioactive particles and gases can be carried by wind currents, potentially spreading contamination over large areas.

Factors affecting atmospheric transport include:

- Particle size and density
- Weather circumstances (wind speed, precipitation)
- Physical and chemical form of radioactive material
- Height of release

Deposition: Radioactive materials in atmosphere eventually deposit on land and water surfaces through:

- Dry deposition (settling of particles)
- Wet deposition (rainfall washing particles from air)

Soil and Sediment Interactions: Once deposited,

1.5.3. Summary

Pollution is the introduction of harmful substances or agents into the environment, causing adverse effects on living organisms and ecosystems. Pollutants can be primary (directly emitted, like carbon monoxide) or secondary (formed by chemical reactions, like ozone). Pollution is broadly classified based on the affected environment into air, water, soil, noise, thermal, radioactive, and light pollution. Each type of pollution has different sources and impacts, such as industrial waste in water, vehicle emissions in air, or loud machinery in noise pollution. Understanding the types and classifications helps in controlling and reducing environmental damage.

SELF ASSESSMENT QUESTIONS

A. Multiple Choice Questions (MCQs)

1. Which of the following is a primary pollutant?

- a) Ozone
- b) Sulfur dioxide



NOTES

ENVIRONMENTAL STUDIES AND DISASTER MANAGEMENT

- c) Smog
- d) Acid rain

2.Noise pollution is measured in:

- a) Watts
- b) Decibels
- c) Pascals
- d) Lumens

3.Which of these is an example of water pollution?

- a) Lead in soil
- b) Oil spill in oceans
- c) Smoke from factories
- d) Excessive light in cities

4.Which pollutant is commonly associated with acid rain?

- a) Carbon monoxide
- b) Nitrogen dioxide
- c) Methane
- d) Particulate matter

5.Radioactive pollution is mainly caused by:

- a) Agricultural runoff
- b) Nuclear power plants and weapons testing
- c) Noise from vehicles
- d) Light bulbs

Answer Keys: 1.b) Sulfur dioxide ,2.b) Decibels,3.b) Oil spill in oceans,4. b) Nitrogen dioxide,5.b) Nuclear power plants and weapons testing

B. Short Answer Questions:

- 1.Define a secondary pollutant with one example.
- 2.Name any two types of pollution and mention one source of each.
- 3.What is the main difference between air and noise pollution?

C. Long Answer Questions:

- 1.Explain the classification of pollution based on the environment it affects, giving two examples for each type.



NOTES

ENVIRONMENTAL STUDIES AND DISASTER MANAGEMENT

2. Discuss the difference between primary and secondary pollutants with suitable examples.
3. Describe the causes, effects, and possible control measures of air and water pollution.



NOTES

ENVIRONMENTAL STUDIES AND DISASTER MANAGEMENT

UNIT.1.6. ENVIRONMENTAL LAWS

1.6.1. Major Provisions of Environmental Laws

Environmental laws are critical to protecting and managing natural resources, safeguarding public health, and preserving environment for future generations. These laws aim to regulate pollution, conserve ecosystems, and promote sustainable progress. Various environmental laws have been enacted at national and international levels to address issues related to pollution, waste management, biodiversity conservation, and environmental degradation. The major provisions of environmental laws focus on following key areas:

1. **Pollution Control:** Environmental laws regulate emission of pollutants into air, water, and soil, and establish limits on amount of pollution allowed from industrial, agricultural, and domestic sources. Pollution control measures may include setting of standards for air and water quality, emissions from factories, and waste disposal methods.
2. **Conservation of Natural Resources:** These laws aim to conserve and manage natural resources such as water, forests, wildlife and minerals. They include provisions related to preservation of biodiversity and sustainable use of resources.
3. **Environmental Impact Assessment (EIA):** Many environmental laws require projects that may affect environment (such as industrial projects, construction, and infrastructure progress) to undergo an Environmental Impact Assessment. This ensures that potential environmental impacts of such projects are identified, evaluated, and mitigated before project is allowed to proceed.
4. **Wildlife Protection:** Several laws focus on protection of wildlife cycle and enthreated species. These laws regulate hunting, poaching, and trade in wildlife and aim to conserve ecosystems that support diverse species.
5. **Environmental Standards and Regulations:** Environmental laws establish clear standards for air, water, and soil quality, as well



NOTES

ENVIRONMENTAL STUDIES AND DISASTER MANAGEMENT

as for disposal and treatment of hazardous substances. These standards are crucial for maintaining public health and ensuring sustainable progress.

6. **Public Participation and Awareness:** Many environmental laws emphasize involvement of local communities and public in decisionmaking processes related to environmental issues. Public participation is encouraged in form of hearings, consultations, and environmental advocacy.
7. **Penalties for NonCompliance:** Environmental laws usually specify penalties and fines for individuals or organizations that violate environmental regulations. These penalties serve as a deterrent and help enforce compliance with environmental standards.

1.6.2. Water (Prevention and Control of Pollution) Act, 1974

The Water (Prevention and Control of Pollution) Act of 1974 is one of the key legislations in India aimed at addressing water pollution. It was enacted to prevent and control pollution of water resources, ensure protection of water bodies, and maintain quality of water for various uses, with drinking, industrial, and agricultural purposes.

Major Provisions of Water Act, 1974:

1. **Establishment of Central and State Pollution Control Boards:** Act offers for establishment of Central Pollution Control Board (CPCB) and State Pollution Control Boards (SPCBs) to monitor and enforce provisions of Act. These bodies are responsible for regulation of water pollution at national and state levels.
2. **Prohibition of Pollutant Discharge:** Act prohibits discharge of pollutants into water bodies that may harm quality of water. No person or organization is allowed to discharge untreated sewage, industrial effluents, or hazardous substances into rivers, lakes, or other water bodies without obtaining consent from concerned Pollution Control Board.
3. **Consent for Establishment and Operation:** Act requires industrial units to obtain consent to establish and consent to



NOTES

ENVIRONMENTAL STUDIES AND DISASTER MANAGEMENT

operate from Pollution Control Boards before setting up and running their operations. This ensures that industrial activities comply with water quality standards and do not contribute to pollution.

4. **Monitoring of Water Quality:** Act mandates regular monitoring of water quality and directs Pollution Control Boards to assess and report on condition of water bodies. government can issue orders to close down or take corrective measures against industries that violate water pollution standards.
5. **Penalties and Provisions for NonCompliance:** Act prescribes penalties for any violations of its provisions. If person or organization discharges untreated effluents or pollutants into water bodies, they can face fines or imprisonment.
6. **Pollution Control and Remediation:** Act offers for establishment offramework to control and remediate water pollution through technology, treatment plants, and management of effluent disposal. It encourages industries to adopt cleaner production techniques to minimize waste generation.
7. **Public Participation and Awareness:** Water Act encourages public awareness and involvement in addressing water pollution. Local communities and environmental groups can report violations, and public participation is encouraged in water quality management.

The Water (Prevention and Control of Pollution) Act plays pivotal role in regulating discharge of pollutants into water bodies, ensuring safe drinking water, and maintaining water resources for various human and ecological needs.

1.6.3. Air (Prevention and Control of Pollution) Act, 1981

The Air (Prevention and Control of Pollution) Act of 1981 is another important piece of environmental legislation in India, aimed at controlling air pollution and improving air quality. Act addresses harmful effects of industrial emissions, vehicular pollution, and other



NOTES

ENVIRONMENTAL STUDIES AND DISASTER MANAGEMENT

sources of airborne pollutants that contribute to poor air quality and environmental health hazards.

Major Provisions of Air Act, 1981:

1. **Establishment of Central and State Pollution Control Boards:** Like Water Act, Air Act also established Central Pollution Control Board (CPCB) and State Pollution Control Boards (SPCBs) to monitor and control air pollution. Boards are responsible for setting and enforcing air quality standards, issuing licenses to industries, and taking enforcement actions in case of violations.
2. **Prohibition of Air Pollutants:** Act prohibits emission of air pollutants from various sources, such as factories, industrial plants, and vehicles. No person or organization can operate any facility or engage in activities that contribute to air pollution without consent of Pollution Control Board.
3. **Setting of Air Quality Standards:** Act empowers CPCB and SPCBs to set and enforce air quality standards. These standards are designed to protect public health and environment from harmful effects of air pollution, with respiratory diseases, environmental degradation, and climate change.
4. **Consent for Establishment and Operation:** Similar to Water Act, industries are required to obtain consent to establish and consent to operate from concerned Pollution Control Boards. This ensures that industries implement pollution control measures to meet prescribed air quality standards.
5. **Control of Industrial Emissions:** Act mandates that industries must install pollution control devices (such as scrubbers, filters, and chimneys) to reduce emissions of harmful gases, particulate matter, and other pollutants. Boards monitor industrial emissions and ensure compliance with air quality standards.
6. **Monitoring and Surveillance:** Act directs Pollution Control Boards to monitor air quality regularly and issue warnings or take corrective action if air quality falls below prescribed standards. government can take steps to curb air pollution by



NOTES

ENVIRONMENTAL STUDIES AND DISASTER MANAGEMENT

limiting industrial activities or imposing restrictions on sources of pollution.

7. **Penalties for NonCompliance:** Act offers for penalties for violations of air pollution control provisions. Offenders may be fined, and in serious cases, industries can be shut down or their licenses revoked.
8. **Public Participation and Awareness:** Air Act encourages public participation in air pollution control. Communities, NGOs, and environmental groups can report violations, and citizens are encouraged to take steps to reduce their contribution to air pollution, such as using public transport and adopting cleaner energy sources.

The Air (Prevention and Control of Pollution) Act is critical for improving air quality, controlling industrial emissions, and preventing respiratory and environmental health issues. It plays a crucial role in combating the growing problem of air pollution in urban and industrial areas.

1.6.4. The Wildlife Protection Act, 1972

The **Wildlife Protection Act, 1972** is one of the most important pieces of environmental legislation in India. It was enacted with the primary goal of protecting India's wildlife, their habitats, and biodiversity. Act offers legal framework for conservation of species, particularly those that are threatened and regulates activities that affect wildlife and their habitats.

Major Provisions of Wildlife Protection Act, 1972:

1. **Wildlife Protection:** Act offers provisions for protection of various wildlife species and their habitats. It aims to prevent illegal hunting, poaching, and trading of wild animals and plants. Act establishes legal structure for preserving country's wildlife, focusing on threatened species.
2. **Protected Areas:** Act designates areas such as National Parks, Wildlife Sanctuaries, Conservation Reserves, and Conservation Areas to conserve wildlife and their habitats. These areas have legal protection to safeguard biodiversity from human activities like hunting, grazing, or timber extraction.



NOTES

ENVIRONMENTAL STUDIES AND DISASTER MANAGEMENT

3. **Schedule I to IV:** Act categorizes wildlife species into different schedules based on their conservation status:
 - **Schedule I:** Species that are given highest protection. These include many endangered animals, such as tigers, elephants, and rhinoceroses.
 - **Schedule II to IV:** These species are also protected, but with varying degrees of regulation.
 - **Schedule V:** Specifies vermin species, which can be controlled under specific circumstances.
 - **Schedule VI:** Prohibits cultivation and trade of certain plants, with species that are endangered.
4. **Prohibition of Hunting:** Act prohibits hunting of wildlife, with specific exemptions allowed for animals that are considered threat to human lifecycle or property. Poaching and illegal trade are considered offenses, and violators face penalties with imprisonment and fines.
5. **Management of Wildlife Sanctuaries and National Parks:** Act offers for establishment, management, and protection of wildlife sanctuaries and national parks, where wildlife can live without interference. government can regulate access, resource extraction, and other activities within these areas to protect wildlife.
6. **Control on Trade of Wildlife Products:** Act strictly control trade of wildlife and their derivatives (such as skins, fur, horns, and other body parts). It is illegal to deal in or possess any part of an endangered species.
7. **Penalties and Prosecution:** Wildlife Protection Act prescribes heavy penalties for violations, with imprisonment and fines. Act allows for seizure of wildlife products obtained illegally and prosecution of offenders.
8. **Conservation of Plants:** Act also covers protection of endangered plant species and offers for their conservation.



NOTES

ENVIRONMENTAL STUDIES AND DISASTER MANAGEMENT

Impact: Wildlife Protection Act, 1972, has played crucial role in conserving India's flora and fauna. It has led to establishment of protected areas like Kaziranga National Park, Jim Corbett National Park, and Sundarbans, which have contributed significantly to conservation of India's wildlife. Act has also helped in reducing poaching and illegal hunting activities.

1.6.5. The Environment Protection Act, 1986

The Environment Protection Act, 1986 is one of most comprehensive laws for protection of environment in India. Act was enacted in response to Bhopal Gas Tragedy in 1984, where gas leak from Union Carbide plant caused thousands of deaths and highlighted need for stringent environmental regulations.

Major Provisions of Environment Protection Act, 1986:

1. **General Provisions for Environment Protection:** Act offers broad framework for protection and improvement of environment. It empowers government to take measures for preventing pollution, regulating hazardous substances, and controlling industrial activities that harm environment.
2. **Central and State Pollution Control Boards:** Act empowers Central Pollution Control Board (CPCB) and State Pollution Control Boards (SPCBs) to monitor and control environmental pollution. These boards are responsible for establishing standards for air, water, and soil quality and for enforcing pollution control regulations.
3. **Environmental Standards:** Act offers government with authority to set and enforce standards for quality of air, water, and noise. These standards help regulate pollutants and prevent harm to human health and environment.
4. **Control of Hazardous Substances:** Act regulates manufacture, processing, handling, and disposal of hazardous substances. It aims to minimize risks associated with use of threatous chemicals and ensures that industries handle hazardous materials in an environmentally responsible manner.



NOTES

ENVIRONMENTAL STUDIES AND DISASTER MANAGEMENT

5. **Environmental Impact Assessment (EIA):** Act mandates that an Environmental Impact Assessment (EIA) must be conducted for certain types of progress projects to evaluate their potential impact on environment. This helps decisionmakers assess whether project should proceed, be modified, or be rejected based on its environmental consequences.
6. **Prevention of Environmental Pollution:** Act authorizes government to take preventive actions to control pollution. This includes issuing orders to prevent pollution, closing down industrial plants, or imposing fines for violations.
7. **Penalties and Legal Action:** Environment Protection Act offers for penalties, with fines and imprisonment, for those who violate provisions of law. government can also take legal action against individuals, industries, or organizations that fail to comply with environmental regulations.
8. **Public Participation:** Act encourages public participation and citizen involvement in environmental protection. It enables citizens and environmental organizations to file complaints regarding environmental damage and violations.
9. **Powers to Take Action:** Act gives government authority to take immediate action in situations that pose an environmental threat. This includes power to close down industries, seize equipment, and issue directives to minimize pollution.

Impact: Environment Protection Act has played a vital role in establishing legal framework for environmental protection in India. It has led to establishment of National Green Tribunal (NGT) for resolving environmental disputes and enforcing environmental laws. Act also facilitated introduction of other important regulations like Air (Prevention and Control of Pollution) Act, 1981, and Water (Prevention and Control of Pollution) Act, 1974.

1.6.6. The Forest Conservation Act, 1980

The Forest Conservation Act, 1980 was enacted by Indian government to protect forests and regulate deforestation. Act aims to prevent



NOTES

ENVIRONMENTAL STUDIES AND DISASTER MANAGEMENT

diversion of forest land for non-forest purposes and ensures that forest resources are conserved for benefit of present and future generations.

Major Provisions of Forest Conservation Act, 1980:

1. **Regulation of Forest Land Diversion:** Forest Conservation Act regulates diversion of forest land for non-forest activities, such as agriculture, mining, construction, and industrial progress. Act stipulates that prior approval of central government is required for any such diversion, ensuring that deforestation is carried out with careful consideration of environmental consequences.
2. **Forest Land Preservation:** Act prohibits dereservation of forests, ensuring that forest lands are not converted into nonforest areas without careful scrutiny. It also restricts use of forest land for purposes other than forestry, wildlife conservation, or related activities.
3. **Encroachment of Forest Land:** Act prevents illegal encroachment of forest lands by individuals, industries, or businesses. It offers framework for identifying, removing, and prosecuting encroachers who unlawfully occupy forest areas.
4. **Compensatory Afforestation:** In cases where forest land is diverted for progress activities, Forest Conservation Act mandates compensatory afforestation. This requires planting of trees or reforestation in alternative areas to make up for loss of forest cover.
5. **Restrictions on Forest Use:** Act restricts cutting of trees and collection of forest products, such as timber, fuelwood, and medicinal plants, without permission of relevant authorities. It also aims to control overexploitation of forest resources.
6. **State Government Role:** While central government plays key role in approval process for forest land diversion, Act also empowers state governments to enforce its provisions and to establish rules and regulations for forest management within their respective jurisdictions.



NOTES

ENVIRONMENTAL STUDIES AND DISASTER MANAGEMENT

7. **Penalties for Violations:** Forest Conservation Act prescribes penalties for violations, with fines and imprisonment. Those who illegally divert forest land or engage in illegal deforestation activities can be penalized under Act.
8. **Environmental Protection:** Act plays crucial role in protecting environment and biodiversity by limiting deforestation and promoting sustainable use of forest resources. It contributes to conservation of critical forest ecosystems and wildlife habitats.

Impact: Forest Conservation Act, 1980, has been instrumental in curbing indiscriminate deforestation in India and promoting sustainable forest management. It has helped in protection of valuable forest areas, conservation of biodiversity, and mitigation of climate change. Act has also been key tool in ensuring that forest resources are used responsibly and in way that benefits both people and environment.

The Wildlife Protection Act, 1972, Environment Protection Act, 1986, and Forest Conservation Act, 1980 are fundamental pillars of environmental law in India. These laws offer comprehensive framework for conservation of wildlife, protection of ecosystems, and sustainable management of natural resources. They help regulate activities that impact environment, promote biodiversity conservation, and ensure that future generations inherit healthy and balanced ecosystem. These Acts have made significant impact in reducing environmental degradation and promoting sustainable progress in India.

1.6.7. Summary

Environmental laws are a set of legal frameworks designed to protect the natural environment from harm caused by human activities. These laws regulate pollution, manage natural resources, protect biodiversity, and promote sustainable development. They establish standards for air and water quality, control the disposal of waste, and govern land use and conservation efforts. Environmental laws also hold individuals, companies, and governments accountable for environmental damage through penalties and enforcement mechanisms. Overall, they play a

critical role in safeguarding ecosystems and public health for present and future generations.



SELF ASSESSMENT QUESTIONS

NOTES

ENVIRONMENTAL STUDIES AND DISASTER MANAGEMENT

A. MultipleChoice Questions (MCQs)

1.lithosphere includes:

- a) Water bodies
- b) Air
- c) Rocks, soil, and landforms
- d) Live organisms

2. Which offollowing is an example of an abiotic component?

- a) Trees
- b) Animals
- c) Sunlight
- d) Bacteria

3. Which type of ecosystem exists in both freshwater and marine environments?

- a) Terrestrial ecosystem
- b) Aquatic ecosystem
- c) Grassland ecosystem
- d) Desert ecosystem

4.Main source of energy in an ecosystem is:

- a) Wind
- b) Sunlight
- c) Water
- d) Plants

5. Biogeochemical Cycles

Which process inwater cycle returns water toatmosphere?

- a) Precipitation
- b) Condensation
- c) Evaporation
- d) Infiltration

6. Carbon dioxide is absorbed fromatmosphere during:

- a) Respiration
- b) Photosynthesis



NOTES

ENVIRONMENTAL STUDIES AND DISASTER MANAGEMENT

- c) Combustion
- d) Volcanic eruption

7. Nitrogen fixation is carried out by:

- a) Plants
- b) Bacteria
- c) Animals
- d) Rocks

8. Major pollutant responsible for acid rain is:

- a) Oxygen
- b) Sulfur dioxide
- c) Carbon monoxide
- d) Nitrogen gas

9. Which type of pollution is caused by excessive artificial lighting?

- a) Air pollution
- b) Water pollution
- c) Noise pollution
- d) Light pollution

10. Which of the following environmental laws focuses on conservation of forests?

- a) Air Act 1981
- b) Water Act 1974
- c) Forest Conservation Act 1980
- d) Wildlife Protection Act 1972

Answer Keys: 1. c) Rocks, soil, and landforms, 2. c) Sunlight, 3. b) Aquatic ecosystem, 4. b) Sunlight, 5. c) Evaporation, 6. b) Photosynthesis, 7. b) Bacteria, 8. b) Sulfur dioxide, 9. d) Light pollution, 10. c) Forest Conservation Act 1980

B. Short Answer Questions

1. State environment and list its segments.
2. What is an ecosystem, and what are its main components?
3. Differentiate between biotic and abiotic factors with examples.
4. Explain energy flow in an ecosystem.



NOTES

ENVIRONMENTAL STUDIES AND DISASTER MANAGEMENT

5. What are three major biogeochemical cycles, and why are they important?
6. State pollution and name its different types.
7. What is radiation pollution, and what are its sources?
8. Explain effects of industrial pollution on human health.
9. Describe importance of Water Act 1974 in controlling water pollution.
10. What is role of Environment Protection Act 1986?

C.Long Answer Questions

1. Describe different segments of environment and their significance.
2. Explain types of ecosystems and their key characteristics.
3. Describe energy flow in an ecosystem with help of diagram.
4. Discuss biogeochemical cycles (water, carbon, nitrogen) and their role in nature.
5. Classify types of pollution and explain their causes, effects, and control measures.
6. Explain impact of air pollution on human health and environment.
7. Describe major provisions of Air Act 1981 and Water Act 1974.
8. Discuss Wildlife Protection Act 1972 and its role in biodiversity conservation.
9. Explain objectives and significance of Forest Conservation Act 1980.
10. Analyze importance of environmental laws in protecting ecosystem.



NOTES

ENVIRONMENTAL STUDIES AND DISASTER MANAGEMENT

MODULE -2 POPULATION ECOLOGY, CLIMATE CHANGE, AND SUSTAINABLE DEVELOPMENT

Objectives

After studying this module students should be able to:

Understand population ecology and its levels, with individuals, species, population, and community.

human population evolution, its factors, and control methods.

effects of urbanization on society and environment

UNIT- 2.1. CLIMATE CHANGE & SUSTAINABLE PROGRESS

The interconnected challenges of climate change and sustainable progress represent perhaps most significant global issues of our time. These challenges intersect with and are impacted by dynamics of population ecology across multiple scales from individuals to entire species and populations. Understanding these relationships is crucial for developing effective strategies to address climate change while promoting sustainable progress that meets needs of present generations without compromising ability of future generations to meet their own needs.

2.1.1. Population Ecology in Context of Climate Change

Population ecology the study of how populations interact with their environment and with other populations offers critical framework for understanding both impacts of climate change and pathways toward sustainability. In Anthropocene era, human activities have become dominant force shaping our earth's ecosystems, with climate change emerging as one of most pervasive consequences of these activities.

Individuals

Climate change is being experienced at individual level in myriad ways that impact human and other than human organism. For people, rising temperatures mean more heat related illnesses and deaths, especially among most vulnerable populations, with elderly, children and people with preexisting health circumstances. Climate change also changes geographic range and seasonality of vectorborne diseases, such



NOTES

ENVIRONMENTAL STUDIES AND DISASTER MANAGEMENT

as malaria and dengue fever, potentially exposing new populations to these threats.

Different people respond in different ways: shaped by their knowledge, values, class and culture, among other factors. Some people do things like conserve energy to be more sustainable, but not everyone is limited by structural factors or lack of access. Studies in behavioral economics and psychology have shown that how individuals decide about climate-relevant behaviors depends on far more than economic drivers: cognitive biases, social norms, and perceived agency are all at play.

Climate change elicits a range of physical and behavioral changes for nonhuman beings. Many plant species are moving their times of flowering times they open their blossoms to adapt to altered patterns of seasonality, and animals may adjust their migration schedules or foraging behavior. But speed of climate change surpasses psychological limit of many organisms, causing biological processes to become increasingly misaligned with environmental circumstances.

Adaptive capacity to climate change is governed by genetic variation among individuals. Species with higher genetic diversity generally have greater potential for adaptation, however, rapid speed of anthropogenic climate change may exceed rates of evolution for number of species, especially those with longer generation times.

In context of sustainable progress, consumption at individual level has direct effect on resource use and environmental degradation. Notion of an ecological footprint, for example, shows how broad lifestyle choices made by individuals, all way from what they eat to the forms of transportation and housing they use, work together to create global environmental crises. Educational initiatives and incentive programs targeting individual behaviors contribute to sustainability goals, but they often lack effectiveness without systemic changes.

Species

At species scale, climate change is a strong selective force that drives evolutionary trajectories and modifies ecological networks. As climate zones move poleward and/or upward in elevation, species have three



NOTES

ENVIRONMENTAL STUDIES AND DISASTER MANAGEMENT

main choices: adapt in place, migrate to new habitats more suited to them, or experience local extinction. Many species are already moving their ranges due to warming temperatures. In terrestrial systems, species are shifting polewards at an average rate of 6.1 kilometers per decade and to higher elevations at 6.1 meters per decade. In marine systems, changes can be even more dramatic, with some species moving toward poles faster than 70 kilometers per decade. Climate change also destabilizes coevolved species relationships, such as plant–pollinator interactions, predator–prey dynamics and mutualisms. When species interact but respond differently to climate change when, for example, plant flowers before its pollinators have emerged ecological mismatches occur that can result in population declines. But species that have some characteristics are more vulnerable to climate change. These factors include narrow geographic ranges, specialized habitat or dietary requirements, limited dispersal, small population sizes, and others. For this reason, most endemic species live on islands or in montane environments fall into these categories, and therefore are at great risk of extinction driven by climate change.

Conservation strategies will need to more frequently account for climate change effects at species relative level. Conventional strategies toward conserving habitats where they are, may no longer suffice in an era of climate change. Proactive conservation strategies include identification and protection of climate refugia; establishment of ecological corridors to allow migration; assisted colonization of species that cannot naturally disperse; and ex situ conservation of species at imminent risk of extinction in the wild. Diversity in species plays an important role in resilience of ecosystems and in services they offer, which in sustainable progress perspective is crucial for human wellbeing. Loss of keystone species can initiate cascading effects among ecosystems and the regime shifts or collapse of ecosystems. Additionally, loss of biodiversity can weaken nature's ability to mitigate climate change, since diverse ecosystems tend to sequester more carbon than simplified systems.

Population



NOTES

ENVIRONMENTAL STUDIES AND DISASTER MANAGEMENT

Population trends are where climate change meets sustainable progress. For human populations, demographic characteristics population size and evolution rate, age structure, and distribution determine vulnerability to climate change and contributions to greenhouse gas emissions.

The world's population, predicted to climb to around 9.7 billion by 2050, adds pressures on natural resources and ecosystems that are already beleaguered by climate change. Yetlink between population evolution and environmental impact is not direct. High income and stable or slowly declining countries are often many times higher than those of rapidly growing low-income countries. Urbanization is another major demographic trend with mixed consequences for climate change and sustainability. Cities can lead to lower per capita emissions through density, shared infrastructure and economies of scale, but represent approximately 70% of global carbon emissions. Climate smart urban planning can lower emissions while building resilience to heat waves, flooding and other climate impacts. Adaptive capacities and climate vulnerability in many developed countries are affected by population aging Elderly populations could be more vulnerable to climate related health effects, but they might also have a smaller carbon footprint than younger, more consumptionoriented cohorts.

Migration is an increasingly significant response to climate change impacts. According to World Bank, without ample climate action, more than 140 million people could be displaced inside their countries by climate impacts by 2050. Challenges for international governance and cooperation: Crossborder climate migration. For non-human populations, climate change changes the population dynamics by direct physiological effects, changes in reproductive success and changes in competitive relationships and trophic interactions. Population models with climate variables are increasingly important in conservation planning and natural resource management. Population viability analysis (PVA) is increasingly being used to assess extinction risks to threatened species within range of climate projections. These types of analyses often demonstrate that populations that appear stable under



NOTES

ENVIRONMENTAL STUDIES AND DISASTER MANAGEMENT

historical climate circumstances could be at risk of rapid declines in future scenarios, highlighting need for climate mitigation and adaptation efforts. Conserving non-human species in viable populations will be necessary both in face of climate change and other anthropogenic stressors with habitat destruction, pollution and overexploitation. Growing concept of “nature-based solutions” acknowledges that healthy ecosystems and abundant native species can play a vital role in both climate mitigation and adaptation.

2.1.2. Integrated Approaches to Climate Change and Sustainable Progress

Achieving these goals requires integrated approaches that recognize interconnections between climate, biodiversity, and human progress. Several key strategies emerge from this integrated perspective:

Climate Change Mitigation

Reducing greenhouse gas emissions represents primary approach to mitigating climate change. Key strategies include:

1. **Energy transition:** Shifting from fossil fuels to renewable energy sources like solar, wind, and hydropower reduces carbon emissions while potentially creating new economic opportunities. This transition must be carefully managed to ensure equitable outcomes and minimize disruption to communities dependent on fossil fuel industries.
2. **Carbon sequestration:** Enhancing natural carbon sinks through reforestation, improved agricultural practices, and coastal ecosystem restoration can remove carbon dioxide from atmosphere while providing co-benefits for biodiversity and human livelihoods.
3. **Sustainable consumption and production:** Reducing material throughput in economies through circular economy approaches, extended product lifecycle spans, and shifts toward service-based business models can lower emissions while decoupling economic evolution from resource consumption.



NOTES

ENVIRONMENTAL STUDIES AND DISASTER MANAGEMENT

4. **Low carbon transportation:** Transitioning to electric vehicles, improving public transportation systems, and designing cities to minimize travel needs can significantly reduce emissions from transportation sector.
5. **Green buildings:** Implementing energy efficient building designs, improving insulation, and utilizing renewable energy for heating, cooling, and electricity can reduce emissions from building sector, which accounts for approximately 40% of global energy related carbon emissions.

Climate Change Adaptation

Even with ambitious mitigation efforts, some degree of climate change is inevitable due to historical emissions and inertia in climate system.

Adaptation strategies include:

1. **Climate resilient infrastructure:** Designing buildings, transportation systems, and other infrastructure to withstand extreme weather events and gradual climate changes reduces vulnerability and economic losses.
2. **Water management:** Implementing integrated water resource management approaches that account for altering precipitation patterns, rising sea levels, and increased evaporation helps ensure water security under altering climate circumstances.
3. **Agricultural adaptation:** Developing drought resistant crop varieties, implementing conservation agriculture practices, and diversifying farming systems enhances food security in face of climate variability and change.
4. **Ecosystem based adaptation:** Protecting and restoring natural ecosystems like wetlands, mangroves, and forests offers natural buffers against climate impacts while supporting biodiversity conservation.
5. **Early warning systems:** Developing robust systems for predicting and communicating about extreme weather events reduces casualties and economic losses from climate related disasters.



NOTES

ENVIRONMENTAL STUDIES AND DISASTER MANAGEMENT

6. **Social protection systems:** Implementing safety nets and insurance mechanisms for vulnerable populations helps reduce humanitarian impacts of climate-related events and supports recovery.

Just Transition and Climate Justice

The concepts of just transition and climate justice recognize that both climate impacts and costs of climate action are unequally distributed.

Key principles include:

1. **Procedural justice:** Ensuring that all stakeholders, particularly marginalized groups, can participate meaningfully in climate decisionmaking processes.
2. **Distributive justice:** Addressing unequal distribution of climate impacts and ensuring that costs and benefits of climate action are shared equitably.
3. **Recognition justice:** Acknowledging historical and ongoing contributions of different groups to climate change and their differential vulnerability.
4. **Intergenerational equity:** Considering rights and interests of future generations in climate policy decisions.
5. **Support for vulnerable communities:** Providing resources and capacity building for communities at frontlines of climate change, with indigenous peoples, low income communities, and small island developing states.

Governance and Policy Integration

Effective climate governance requires coordination across scales (local to global) and sectors (energy, agriculture, transportation, etc.). Key approaches include:

1. **Multilevel governance:** Developing complementary climate policies at international, national, regional, and local levels that build on comparative advantages of each scale.
2. **Policy coherence:** Ensuring that policies in different sectors do not undermine climate objectives and ideally create synergies with other sustainable progress goals.



NOTES

ENVIRONMENTAL STUDIES AND DISASTER MANAGEMENT

3. **Mainstreaming climate considerations:** Integrating climate change mitigation and adaptation into all relevant policy domains rather than treating climate as a separate issue.
4. **Inclusive governance:** Engaging diverse stakeholders, with civil society, private sector, and marginalized groups, in climate governance processes.
5. **Adaptive governance:** Developing flexible institutions and policies that can adjust to new information, altering circumstances, and emerging challenges.

Innovation and Technology Transfer

Technological innovation plays a crucial role in addressing climate change and promoting sustainable progress. Key dimensions include:

1. **Clean energy technologies:** Developing and deploying renewable energy technologies, energy storage systems, smart grids, and energy efficient appliances and processes.
2. **Climatesmart agriculture:** Implementing precision agriculture, sustainable intensification, agroforestry, and other approaches that reduce emissions while enhancing resilience and productivity.
3. **Technology transfer:** Ensuring that climate-friendly technologies are accessible to developing countries through financing mechanisms, capacity building, and intellectual property arrangements that balance innovation incentives with diffusion needs.
4. **Indigenous and local knowledge:** Recognizing and integrating traditional knowledge systems that often embody sustainable practices adapted to local circumstances.
5. **Social innovation:** Developing new institutional arrangements, business models, and social practices that support low-carbon, climate-resilient progress pathways.

Addressing interconnected challenges of climate change and sustainable progress requires transformative change in economic systems, governance arrangements, technological paradigms, and



NOTES

ENVIRONMENTAL STUDIES AND DISASTER MANAGEMENT

social values. Several pathways toward such transformation have emerged from research and practice:

Economic Transformation

Current economic systems often prioritize shortterm evolution over longterm sustainability and externalize environmental and social costs.

Transformative economic approaches include:

1. **Beyond GDP metrics:** Developing and implementing alternative measures of progress that account for environmental sustainability, social wellbeing, and intergenerational equity, such as Genuine Progress Indicator or OECD Better Lifecycle Index.
2. **Natural capital accounting:** Incorporating value of ecosystem services and natural resources into national accounts and corporate financial statements to make economic case for conservation and sustainable management.
3. **Circular economy:** Shifting from linear "take make waste" models to circular systems that minimize resource extraction and waste generation through product design, reuse, repair, remanufacturing, and recycling.
4. **Green finance:** Redirecting financial flows from high carbon to lowcarbon investments through instruments like green bonds, environmental, social, and governance (ESG) investment criteria, and carbon pricing mechanisms.
5. **Ecological fiscal reform:** Reforming tax systems to discourage environmentally harmful activities while incentivizing sustainable practices, for example through carbon taxes, removal of fossil fuel subsidies, and tax breaks for renewable energy.

Social and Behavioral Change

Deep decarbonization requires shifts in social norms, values, and practices related to consumption, mobility, diet, and other domains.

Key dimensions include:



NOTES

ENVIRONMENTAL STUDIES AND DISASTER MANAGEMENT

1. **Climate education:** Integrating climate change and sustainability into formal education at all levels while supporting informal and lifecycle long learning opportunities.
2. **Social norms and networks:** Leveraging social impact processes to accelerate diffusion of sustainable behaviors and practices through peer learning, social comparison, and community-based initiatives.
3. **Sustainable lifecycle styles:** Promoting and enabling ways of live that fulfill human needs and aspirations while minimizing environmental impact, for example through shared consumption, plantrich diets, and lowcarbon leisure activities.
4. **Deliberative democracy:** Creating spaces for public deliberation on climate policies and transition pathways to build consensus, enhance legitimacy, and incorporate diverse perspectives and values.
5. **Arts and culture:** Engaging creative sectors in imagining and communicating positive visions of lowcarbon, climate resilient futures that inspire action and challenge dominant narratives of consumption driven wellbeing.

Technological Transformation

While many technologies for addressing climate change already exist, transformative change requires accelerating their deployment and ensuring alignment with broader sustainability and equity goals. Key approaches include:

1. **Missionoriented innovation:** Directing research and progress efforts toward specific climate challenges through clear targets, dedicated funding, and coordination across public and private sectors.
2. **Responsible innovation:** Ensuring that new technologies are developed and deployed in ways that address societal needs, minimize risks, and distribute benefits equitably.
3. **Digital transformation:** Harnessing digital technologies like artificial intelligence, Internet of Things, and blockchain to optimize resource use, enable new business models, and support



NOTES

ENVIRONMENTAL STUDIES AND DISASTER MANAGEMENT

climate governance while addressing potential negative impacts like increased energy consumption.

4. **Local appropriation:** Adapting technologies to local contexts and needs through participatory design processes, technology assessment, and capacity building to ensure relevance and effectiveness.
5. **System innovation:** Focusing not just on individual technologies but on complementary changes in infrastructure, institutions, user practices, and business models required for successful technology transitions.

Governance Innovation

Climate governance faces challenges related to long time horizons, crossscale interactions, and deeply embedded interests that resist change. Innovative governance approaches include:

1. **Polycentric governance:** Developing multiple, overlapping centers of decisionmaking that operate at different scales and involve diverse actors, enabling experimentation, learning, and context appropriate solutions.
2. **Anticipatory governance:** Building capacity to anticipate future climate impacts and societal needs through foresight exercises, scenario planning, and longterm monitoring to inform nearerterm decisions.
3. **Adaptive management:** Implementing policies and programs as experiments, with monitoring, evaluation, and adjustment based on outcomes and emerging information about climate impacts and response effectiveness.
4. **Rightsbased approaches:** Recognizing and enforcing environmental rights, withrights of future generations, indigenous peoples, and nonhuman species, asbasis for climate action and accountability.
5. **Transdisciplinary collaboration:** Bringing together knowledge from different disciplines and knowledge systems, with indigenous and local knowledge, to addresscomplex challenges of climate change and sustainable progress.



NOTES

ENVIRONMENTAL STUDIES AND DISASTER MANAGEMENT

Integrated responses to interrelated challenges of climate change and sustainable progress should embrace population dynamics across scales, from individuals to species to populations. These dynamics and relevant responses are best understood and developed from lens of population ecology. At level of individuals, changes in behaviour and adaptation strategies can reduce vulnerability and contribute to mitigation efforts. At species level, conservation strategies need to increasingly consider range shifts, ecological mismatches and evolutionary responding to dynamic climatic environments. At population level, demographic factors such as size, evolution rate, age structure and distribution affect vulnerability to impacts of climate change, as well as contributions to emissions of greenhouse gases. Applying these insights from population ecology, we will argue, can help in formulating more effective climate policy and sustainable progress practice to facilitate this critical transition.

2.1.3. Summary

Population ecology is the study of how and why the number of individuals in a population changes over time and how these populations interact with the environment. It considers factors such as birth and death rates, immigration, emigration, and carrying capacity. An integrated approach to climate change within population ecology examines how changing climate conditions—like rising temperatures, altered precipitation patterns, and increased frequency of extreme weather—affect species distribution, reproductive rates, survival, and migration patterns. This approach emphasizes the interconnection between ecological processes and climate systems, promoting adaptive strategies to maintain biodiversity and ecosystem stability in a warming world.

SELF ASSESSMENT QUESTIONS

A. Multiple Choice Questions (MCQs):

1. What does population ecology primarily study?
 - a. Evolution of species
 - b. Ecosystem energy flow



NOTES

ENVIRONMENTAL STUDIES AND DISASTER MANAGEMENT

- c. Population size and its changes over time
- d. Climate patterns

2. Which of the following is a key factor in population change?

- a. Soil fertility
- b. Immigration and emigration
- c. Atmospheric pressure

3. How can climate change affect populations?

- a. By increasing fossil fuel availability
- b. By influencing reproduction and migration patterns
- c. By improving air quality
- d. By stabilizing ecosystems

4. Carrying capacity refers to:

- a. The speed of evolution
- b. Maximum number of individuals an environment can sustain
- c. Number of predators in an ecosystem
- d. Amount of genetic variation in a species

5. An integrated approach to climate change in population ecology promotes:

- a. Industrial growth
- b. Isolated species management
- c. Adaptive strategies for biodiversity conservation
- d. Ignoring long-term environmental shifts

Answer Keys: 1. c). Population size and its changes over time, 2. b). Immigration and emigration, 3. b). By influencing reproduction and migration patterns, 4. b). Maximum number of individuals an environment can sustain 5. c) Adaptive strategies for biodiversity conservation

B. Short Answer Questions:

1. What is carrying capacity in the context of population ecology?
2. How does climate change influence species migration?
3. Define population density and explain why it is important in ecology.

C. Long Answer Questions:



NOTES

ENVIRONMENTAL STUDIES AND DISASTER MANAGEMENT

1. Explain how birth and death rates, along with immigration and emigration, affect population size over time.
2. Discuss the role of climate change in altering population dynamics with specific examples (e.g., polar bears, coral reefs).
3. Describe the importance of integrating climate change considerations into population ecology for effective conservation planning.



NOTES

ENVIRONMENTAL STUDIES AND DISASTER MANAGEMENT

UNIT-2.2. CLIMATE CHANGE

2.2.1. Cause and Effect of Global Warming

Climate change refers to significant changes in our earth's climate patterns over an extended period. It primarily involves alterations in temperature, precipitation, and other atmospheric patterns. One of the most pressing aspects of climate change today is global warming, which refers to an increase in earth's average surface temperature due to human activities, primarily emission of greenhouse gases (GHGs). This section explores causes and effects of global warming, concept of carbon footprint, and importance of environmental protection in combating climate change.

Causes of Global Warming:

1. **Greenhouse Gas Emissions:** primary cause of global warming is an increase in concentration of greenhouse gases in our earth's atmosphere. These gases trap heat and prevent it from escaping into space, thereby warming the planet. Key greenhouse gases include:

- **Carbon Dioxide (CO₂):** Largest contributor to global warming, mainly produced by burning of fossil fuels (coal, oil, and natural gas) for energy production, transportation, and industrial activities.
- **Methane (CH₄):** Potent greenhouse gas emitted by agricultural activities, livestock digestion (enteric fermentation), landfills, and production and transport of fossil fuels.
- **Nitrous Oxide (N₂O):** Released from agricultural and industrial activities, as well as burning of fossil fuels.
- **Fluorinated Gases:** These synthetic gases are released during industrial processes and are much more potent than CO₂, though they exist in smaller quantities.

2. **Deforestation and Land Use Changes:** Cutting down of forests for agriculture, urbanization, and logging significantly contributes to global warming. Trees and plants absorb carbon dioxide through photosynthesis, acting as a natural carbon sink.



NOTES

ENVIRONMENTAL STUDIES AND DISASTER MANAGEMENT

- Deforestation reduces this capacity, allowing more CO₂ to accumulate in atmosphere.
3. **Industrial Processes:** Many industrial processes, with cement production, steel manufacturing, and chemical industry, release large amounts of greenhouse gases. These emissions have intensified as industrialization has increased globally.
 4. **Agriculture:** Agricultural activities contribute to global warming through release of methane from livestock and rice paddies, as well as nitrous oxide from use of synthetic fertilizers. Additionally, expansion of agricultural land can result in destruction of forests and other carbon absorbing ecosystems.
 5. **Waste Management:** Improper disposal of waste in landfills produces methane, while incineration of waste can release CO₂. As waste generation increases due to urbanization and consumerism, these activities contribute to overall accumulation of greenhouse gases in atmosphere.

Effects of Global Warming:

1. **Rising Global Temperatures:** Most direct effect of global warming is increase in average global temperature. According to Intergovernmental Panel on Climate Change (IPCC), Our earth's temperature has already risen by approximately 1.1°C since preindustrial times. This warming leads to melting of ice caps and glaciers, contributing to rising sea levels.
2. **Extreme Weather Events:** Global warming has led to more frequent and intense weather events, such as heatwaves, droughts, heavy rainfall, and tropical storms. These extreme weather events have devastating effects on agriculture, infrastructure, human health, and economies.
3. **Rising Sea Levels:** As global temperatures increase, polar ice melts and thermal expansion of seawater occurs, causing sea levels to rise. This threatens lowlying coastal areas and islands, increasing risk of flooding and displacement of human



NOTES

ENVIRONMENTAL STUDIES AND DISASTER MANAGEMENT

populations. rise in sea levels also impacts marine ecosystems, with coral reefs and fish populations.

4. **Ocean Acidification:** Increased CO₂ in atmosphere is absorbed by oceans, where it dissolves and forms carbonic acid, lowering pH of ocean waters. This phenomenon, known as ocean acidification, harms marine lifecycle, particularly organisms that rely on calcium carbonate for their shells, such as corals and shellfish.
5. **Loss of Biodiversity:** Global warming disrupts ecosystems, leading to habitat loss, changes in migration patterns, and extinction of species unable to adapt to altering climate. Rising temperatures and altered weather patterns can also exacerbate spread of diseases, which can further harm wild lifecycle populations.
6. **Impacts on Agriculture:** Shifting weather patterns, droughts, and altering precipitation levels can affect crop yields and agricultural productivity. This can lead to food shortages, higher food prices, and increased risk of famine, particularly in vulnerable regions of world.
7. **Health Risks:** Global warming can directly affect human health by increasing prevalence of heat related illnesses and deaths. It can also exacerbate respiratory diseases due to poor air quality, as warmer temperatures can increase concentration of pollutants like ground level ozone. Furthermore, climate change can increase spread of vector borne diseases like malaria and dengue fever.

2.2.2. Carbon Footprint

The term **carbon footprint** refers to total amount of greenhouse gases (GHGs) emitted directly or indirectly by human activities, usually expressed in equivalent tons of carbon dioxide (CO₂e). It is used to measure environmental impact of individuals, organizations, products, and nations in terms of amount of GHGs they release into atmosphere.

Components of Carbon Footprint:



NOTES

ENVIRONMENTAL STUDIES AND DISASTER MANAGEMENT

1. **Direct Emissions:** These are emissions produced directly by an individual or organization. For example, driving car, heating home, or using electricity generated by fossil fuels.
2. **Indirect Emissions:** These result from activities that are outside of direct control but contribute to GHG emissions. For instance, production of goods and services consumed by individuals or companies also generates emissions from energy use, transportation, and manufacturing processes.
3. **Embedded Carbon:** This refers to carbon emissions embedded in products, such as energy required to manufacture goods, transport them, and dispose of them after use.

Reducing Carbon Footprint:

1. **Energy Efficiency:** Improving efficiency of energy use in homes, industries, and transportation systems can significantly reduce emissions. This can be achieved by adopting renewable energy sources like solar, wind, and hydro, as well as using energy efficient appliances and vehicles.
2. **Sustainable Consumption:** Reducing consumption and opting for environmentally friendly products can minimize carbon footprint. This includes choosing local, sustainable food sources, reducing waste, and buying products with minimal environmental impact.
3. **Carbon Offsetting:** Individuals and organizations can offset their carbon emissions by investing in projects that reduce or remove GHGs from atmosphere, such as tree planting, renewable energy projects, and conservation efforts.
4. **Adopting Sustainable Practices:** Practices such as reducing meat consumption (due to methane emissions from livestock), supporting sustainable farming, and promoting ecofriendly transport options (e.g., electric vehicles, public transport) are effective ways to reduce one's carbon footprint.

Environmental Protection

Environmental protection refers to practices aimed at safeguarding natural environment from damage caused by human activities.



NOTES

ENVIRONMENTAL STUDIES AND DISASTER MANAGEMENT

Effective environmental protection seeks to reduce pollution, conserve biodiversity, and mitigate effects of climate change. It is essential for sustainability of planet and health of all live organisms.

Key Aspects of Environmental Protection:

1. **Pollution Control:** Reducing air, water, and soil pollution is fundamental to protecting human health and environment. Measures include reducing industrial emissions, treating wastewater, promoting cleaner technologies, and controlling hazardous waste.
2. **Conservation of Natural Resources:** Protecting forests, water bodies, soil, and minerals from overexploitation is crucial for maintaining ecosystem balance. This can be achieved through sustainable resource management, forest conservation, and promotion of renewable energy sources.
3. **Biodiversity Conservation:** Protecting ecosystems and wildlife is essential to preserve biodiversity. This can be done by establishing protected areas, regulating hunting and poaching, restoring damaged habitats, and promoting sustainable land use practices.
4. **Climate Change Mitigation and Adaptation:** Mitigating climate change involves reducing GHG emissions and transitioning to low carbon technologies. Adaptation measures involve preparing for and adjusting to inevitable effects of climate change, such as building resilient infrastructure, protecting coastal areas from rising sea levels, and implementing early warning systems for extreme weather events.
5. **Policy and Legislation:** Governments play crucial role in environmental protection through establishment of laws and regulations. These can include environmental standards, pollution control laws, and climate action plans that guide industries, communities, and individuals in sustainable practices.



NOTES

ENVIRONMENTAL STUDIES AND DISASTER MANAGEMENT

6. **Public Awareness and Education:** Environmental protection also involves raising public awareness about importance of sustainable live and encouraging people to adopt ecofriendly practices. Education on environmental issues helps to promote responsible consumption, waste reduction, and protection of ecosystems.
7. **International Cooperation:** Environmental protection is global issue, and international collaboration is necessary to address challenges like climate change, biodiversity loss, and pollution. Treaties such as Paris Agreement on climate change and conventions on biodiversity conservation highlight importance of collective global action.

Climate change, driven by global warming, is one of most significant challenges facing humanity today. causes of global warming, such as greenhouse gas emissions from industrial activities, agriculture, and deforestation, lead towide range of devastating effects, with rising temperatures, extreme weather events, andloss of biodiversity. Addressing these challenges requires understanding concept of carbon footprints and taking action to reduce them through sustainable practices. Furthermore, environmental protection efforts are crucial to mitigateimpacts of climate change and ensure sustainable and healthy future for all live organisms on earth.

Human population evolution, population control methods, and urbanization are interconnected phenomena that profoundly shape communities worldwide. These processes have transformed how humans live together, organize societies, and interact with environment. Their effects ripple through economic systems, social buildings, cultural practices, and ecological relationships.

Human Population Evolution

The story of human population evolution is one of explosive acceleration. For most of human history, population levels were relatively stable and restricted by high mortality rates from disease, famine and conflict. Humans existed for hundreds of thousands of years before reaching our first billion people, around 1804. What came next



NOTES

ENVIRONMENTAL STUDIES AND DISASTER MANAGEMENT

was extraordinary evolution. It took 123 years (1927) to reach second billion. The third billion took 33 years (1960), fourth just 14 years (1974). It was an exponential increase and happened for a slew of reasons. Food production increased as a result of Agricultural Revolution, which enabled larger populations to be sustained. Technological advances during Industrial Revolution helped improve living circumstances, while medical innovations like vaccinations, antibiotics and better sanitation greatly lowered death rates, particularly among infants and children. Public health measures also suppressed infectious diseases that had previously limited population evolution.

This is an area where demographic transition theory comes in, to explain patterns that one observes with population evolution as society develops. This model describes how, as populations industrialize and modernize, they tend to go through stages of declining birth and death rates. During initial phases, deaths decrease but births continue to be high, and there is a period of rapid population evolution. Eventually, birth rates fall too, as societies become urbanized, women become educated, women gain employment, and family planning becomes universal. Today, we see large differences in population evolution, both regionally. This is in stark contrast to many developed countries, which are at or near zero population evolution, or actual population decline, while developing regions (notably in Africa and some parts of Asia) continue to have high rates of overall evolution. This divergence between rich and poor reflects the various stages of demographic transition and different socioeconomic circumstances. Effects of population evolution are varied and complex. On the other hand, growing populations can also lead to delays in economic evolution based on size of competing workforces and market sizes. Innovation and technological advancement have always occurred when population has grown as societies evolve to cope with larger citizenry. Conversely, population evolution can create immense stress on natural resources, ecosystem services and infrastructure. It can worsen environmental degradation, from deforestation to water scarcity to pollution to



NOTES

ENVIRONMENTAL STUDIES AND DISASTER MANAGEMENT

climate change. In crowded areas, deficient job progress results in unemployment, poverty, and political instability.

Another big demographic factor is population momentum, the tendency for population evolution to continue even after fertility drops to replacement level. This happens due to high proportion of youths in expanding populations that haven't entered their reproductive years. Even though these people, on average, have fewer children than previous generations have, numbers alone guarantee evolution for decades. Population Evolution and Economic Progress: Relationship Is Still Complex While orthodox thinking once maintained that high population evolution impedes progress, recent understanding is that effect is conditional and depends on number of factors such as quality of institutions, human capital, structure of governance system and integration with global economy. These contextual factors determine whether population evolution is driver or deterrent to progress.

2.2.3. Community: Human Population Evolution and Population Control Methods

Across time, different human cultures have taken different approaches to manipulate size and evolution rates of their populations. These techniques span from implicit social norms to specific political policies, also varying in scale from private behaviour to public programs. One of most important and widely accepted methods of population management is family planning. Modern contraceptive methods such as hormonal contraceptive options, barrier methods, intrauterine devices and sterilization have allowed individuals to have level of control over reproduction previously unimagined. Access to these methods varies widely around the world, shaped by mosaic of economic, cultural, religious and political factors. Family planning programs seek to make these methods available, affordable, and acceptable to those who want to use them. Family planning is not merely about contraceptive services, but also encompasses education on reproductive health, counseling and support for informed decisionmaking.



NOTES

ENVIRONMENTAL STUDIES AND DISASTER MANAGEMENT

Education, especially female education, has been single most successful form of indirect population control. In varied cultural contexts, there is strong association between higher education levels and lower fertility rates. Among educated women, typically marry later; have access to and knowledge of contraception; have more power to make decisions within relationship; and prioritize smaller families so that they can invest more in progress of each child. Furthermore, education increases economic opportunities, which increases these opportunity costs of having many children. Economic progress and rising live standards are normally associated with declining fertility relationship we see again and again as societies industrialize and urbanize. As child mortality falls and social security systems emerge, economic benefits of having lots of children wane. As education requirements stretch out, children become “costlier”, and in post agricultural economies their potential contribution to family income falls. Moreover, growing consumption oriented lifestyle in developed economies can make childrearing seem to conflict with other lifecycle goals and aspirations as well. Population policies have differed greatly in both approach and degree of intensity. Some countries have adopted draconian population control measures, perhaps most notoriously inform of previous one child policy in China. Adopted in 1979 and relaxed in 2016, this policy restricted most urban couples to one child through system of carrots and sticks, and in some cases coercive measures. It played role in slowing China’s population evolution, but it was accompanied by unintended consequences, such as sex ratio imbalances favoring males, an aging population and all sorts of social dislocations.

Discussions of population control are laced with ethical considerations. Because rights based approaches recognize that reproductive decisions are fundamentally individual and couples level decisions, individuals and couples must have access to information and services without coercion or discrimination. This shift, enshrined in international frameworks and agreements, such as Programme of Action that emerged from 1994 International Conference on Population



NOTES

ENVIRONMENTAL STUDIES AND DISASTER MANAGEMENT

and Progress, discarded demographic targets for reproductive rights and women's empowerment. Cultural and religious views further complicate the matter, as many practices attribute importance and value to childbearing, potentially in opposition to some methods of population control.

Different approaches to controlling population have been studied and debated for years. Voluntary approaches that focus on increasing access to family planning, education and economic opportunity have most often succeeded, over time. Though coercive measures may have short-term demographic impacts, they typically produce resistance, evasion and blowback (unintended consequences). Some evidence suggests that the most effective approaches can include targeted combination of demand and supply factors to limit fertility. From the latter, modern models emphasize more sustainable progress, gender equality and reproductive rights. Organizations, such as the United Nations Population Fund, have offered technical assistance, funding, and coordination for global programs to address population issues while managing complex political and ethical aspects of this work. The future of population management will, therefore, face significant challenges, not least around issues of persistent inequality in access to family planning, cultural pluralism and reproductive rights and tensions between personal rights and collective processes of sustainability. In some parts of the world very low fertility rates and population aging have become priorities, illustrating how worries about population change are context-specific.

Urban dwellings are anything from luxury units to informal housing with limited access to services. Public spaces fulfill important social roles for densely populated urban areas, spaces for recreation, social bonding and civic interaction. Transportation systems are the bones of urban life-cycle: they shape accessibility, mobility patterns, and environmental impacts. Urban environmental health problems, with air and water pollution, noise, lack of green space, and urban heat island effect, are disproportionately experienced by lower income people who are often people of color.



NOTES

ENVIRONMENTAL STUDIES AND DISASTER MANAGEMENT

Urbanization has environmental footprints stretching well beyond city. Cities are centers for resource use energy, water, food, materials, with supply chains spanning globe. Waste generation and disposal are perennial challenges, although economies of scale can facilitate better waste management systems in some cases. Cities are both major contributors to climate change, with greenhouse gas emissions, and among those most vulnerable to impacts of climate change, with sea level rise, extreme weather events and heat waves. To address complex challenges of city management, urban governance circumstances have changed. They also have varying degrees of authority, capacity, and democratic accountability, which shapes their effectiveness in providing services and planning for progress. As urban areas extend well beyond traditional administrative boundaries, regional solutions to transportation, environmental management, and housing are more important than ever, creating need for metropolitan coordination. Citizen participation in urban governance is increasingly acknowledged to be fundamental to building of responsive and equitable cities, though it varies widely in practice between political systems. But urban planning practices have changed quite a lot over years. Early industrial cities often emerged without much planning, leading to congestion, pollution and public health crises that would later inspire reform movements. Modernist planning, which achieved its peak mid 20th century hegemony, promoted functional zoning, car accommodation etc. Today's approaches prioritize mixed use progress, transit oriented design, walkability and adaptive reuse of existing buildings. Informal urbanization in which progress is unplanned and often extra legal is reality in many places and form of progress that, as formal planning systems cannot often keep pace with rapid rates of urban progress, there needs to be process of upgrading not replacing.

The notion of sustainable urban progress has emerged, aimed at reconciling economic wealth, social equity and environmental protection in urbanization. This includes energy efficient buildings, renewable energy systems, water conservation, green infrastructure,



NOTES

ENVIRONMENTAL STUDIES AND DISASTER MANAGEMENT

and waste reduction measures. Smart city programs exploit various digital technologies to improve efficiency, effectiveness and sustainability of service provision in urban areas but involve challenges of data privacy, access inequality and dependence on technology. Climate migration will increasingly impact urbanization as environmental circumstances make some places less habitable and others more desirable.

The interdependence of population evolution, population control methods, and urbanization Normally, urbanization speed up demographic transition, urban people have lower fertility than rural populations because of higher cost of live, different economic incentives, improved access to education and healthcare, and altering social norms. So this explains why urbanization is effectively even functioning as a form of indirect population control, because long inway there are less people being born, without anybody explicitly doing anything about it. Population evolution, onother hand, greatly affects urbanization trends. Population evolution, onother hand, greatly affects urbanization trends. significant factor of urban evolution is natural population increase of cities while population pressure of rural areas sends people to cities who find their agricultural lands overpopulated. Population control policies can therefore impact urbanization trajectories, with potentially decelerating urbanization by decreasing migration pressure or by alteringprofile of migrants. Population dynamics and urbanization patterns are drivers and products of wider socioeconomic progress processes. Economic Progress should generally lower fertility, attracting rural residents to urban opportunities and accelerating both demographic transition and urbanization through feedback loops, within any given context. However, the timing and sequencing of these processes differ markedly between regions, affected by factors such as historical context, governance buildings, nature of cultural values, and region's position within global political economy.

Environmental sustainability issues: These overlap with both population and urbanization issues as well. Thus, population evolution



NOTES

ENVIRONMENTAL STUDIES AND DISASTER MANAGEMENT

adds to human ecological footprints, and urbanization may either reduce or increase impact of human progress on environment depending on patterns of progress. Energy and water consumption per capita can decrease based upon organized efficient urban evolution versus sprawling settlement, enabling greater numbers of people to be housed with lower environmental impact. But these efficiency gains can be eroded by unsustainable urban consumption patterns. Integrated policy approaches are increasingly acknowledged as necessary responses to these interlinked challenges. Sustainable progress frameworks seek to negotiate between social needs, economic opportunities, and environmental protection through joined-up interventions across sectors. Spatial planning initiatives aim to steer urban progress towards more sustainable trajectories, acknowledging population dynamics and individual rights. Education, healthcare, housing and social protection policy innovations have potential to determine demographic outcomes as well as enhance quality of urbanization. At the same time, local and community-based approaches are critical to these integrated efforts. Bottom-up initiatives offer contextually appropriate solutions that top-down policies may miss. This is important for legitimacy and effectiveness of interventions that affect fertility decisions and urban progress because community participation enhances legitimacy of interventions. Finally, local knowledge systems offer important insights on tools for resource use and suitable paths for progress.

Sustainable Progress Goals encompass concerns of population, urbanization and progress. Support for responsible population policy and sustainable urban progress through lending and technical assistance activities of international financial institutions are coming to be seen increasingly as important in those institutions'. Moreover, challenges we face of population dynamics and urbanization are connected and how societies manage these challenges will be critical to future of human lifecycle well-being.



NOTES

ENVIRONMENTAL STUDIES AND DISASTER MANAGEMENT

2.2.4. Summary

Climate change refers to long-term shifts in temperatures and weather patterns, mainly caused by human activities such as burning fossil fuels, deforestation, and industrial emissions. A major driver of climate change is global warming, which is the increase in Earth's average surface temperature due to rising levels of greenhouse gases like carbon dioxide (CO₂). One significant contributor to global warming is the carbon footprint, which measures the total greenhouse gas emissions produced directly or indirectly by individuals, organizations, or products. These environmental changes lead to melting glaciers, rising sea levels, extreme weather, and loss of biodiversity. As the global population grows, it places greater pressure on natural resources, increasing emissions and environmental degradation. Therefore, population control measures—such as education, family planning.

SELF ASSESSMENT QUESTIONS

A. Multiple Choice Questions (MCQs)

1. Which of the following gases is the primary contributor to global warming?

- a) Oxygen
- b) Nitrogen
- c) Carbon dioxide
- d) Hydrogen

2. What is meant by "carbon footprint"?

- a) The amount of carbon found in soil
- b) The carbon content in fossil fuels
- c) The total greenhouse gases emitted by an individual or organization
- d) The impact of vehicles on the environment

3. Which of the following is a renewable energy source that helps reduce global warming?

- a) Coal
- b) Natural Gas
- c) Solar Power
- d) Diesel



NOTES

ENVIRONMENTAL STUDIES AND DISASTER MANAGEMENT

4. One of the effective population control methods includes:

- a) Increasing fossil fuel use
- b) Promoting deforestation
- c) Family planning and education
- d) Encouraging overconsumption

5. Which sector contributes the most to global greenhouse gas emissions?

- a) Agriculture
- b) Transport
- c) Industry
- d) Energy production

Answer Keys: 1. c) Carbon dioxide, 2. c) The total greenhouse gases emitted by an individual or organization, 3. c) Solar Power, 4. c) Family planning and education 5. d) Energy production

B. Short Answer Questions

1. Define global warming and mention one major cause.
2. What is a carbon footprint? How can individuals reduce it?
3. Mention any two methods used for population control.

C. Long Answer Questions

1. Explain the effects of climate change on the environment and human health.
2. Discuss five ways to reduce an individual's or household's carbon footprint.
3. Describe the importance of population control in combating climate change. Mention at least three methods used globally.



NOTES

ENVIRONMENTAL STUDIES AND DISASTER MANAGEMENT

UNIT-2.3. STEPS TAKEN TOWARDS SUSTAINABLE PROGRESS

2.3.1. Sustainable progress: It is concept that refers to meeting needs of present without compromising ability of future generations to meet their own needs. It requires balancing economic evolution, environmental protection, and social inclusion. Over years, numerous policies and initiatives have been introduced globally and nationally to promote sustainable progress. This section discusses some key steps taken towards sustainable progress, such as ban on single use plastics, automobile scrapping policy, promotion of electric vehicles, Sustainable Progress Goals (SDGs), and Agenda 21 from Rio Our earth Summit.

Ban on Single Use Plastics

Single use plastics are major environmental concern due to their widespread usage, persistence in environment, and detrimental effects on wildlife and ecosystems. These plastics are typically used once and then discarded, leading to enormous waste accumulation, especially in oceans, rivers, and landfills. To tackle this issue, many countries and regions have introduced bans or restrictions on single use plastics.

Key Measures Taken:

1. **Global Bans:** Numerous countries and local governments worldwide have adopted regulations to ban or limit single use plastics such as plastic bags, straws, cutlery, and packaging. For example, European Union introduced legislation in 2019 to ban single use plastic items by 2021. Similarly, countries like Kenya and Rwanda have implemented strict bans on plastic bags.
2. **Awareness Campaigns:** Governments, nongovernmental organizations (NGOs), and environmental groups have worked to raise public awareness about environmental impact of single use plastics. This includes promoting reusable alternatives like cloth bags, metal straws, and ecofriendly packaging.
3. **Incentives for Alternatives:** Policies encouraging use of sustainable alternatives to single use plastics, such as



NOTES

ENVIRONMENTAL STUDIES AND DISASTER MANAGEMENT

biodegradable materials, are being increasingly adopted. Many governments also offer incentives for businesses to switch to ecofriendly packaging.

Impact of Ban: Ban on singleuse plastics helps reduce plastic waste in landfills and oceans, thereby decreasing pollution and its harmful impact on marine lifecycle. reduction in plastic waste also contributes to conserving natural resources and minimizing greenhouse gas emissions associated with plastic production and disposal.

Automobile Scrapping Policy

The **Automobile Scrapping Policy** is critical initiative aimed at promoting sustainability in transport sector, which is a major contributor to air pollution and carbon emissions. Older vehicles, which are less fuel efficient and emit higher levels of pollutants, are being replaced by newer, more environmentally friendly vehicles under this policy.

Key Provisions of Automobile Scrapping Policy:

1. **Vehicle Recycling and Scrapping:** policy encourages scrapping of old and unfit vehicles that have reached end of their useful lifecycle. By scrapping vehicles older than certain age (often 15-20 years), policy helps reduce emissions and promotes recycling of vehicle components like steel, aluminum, and plastics.
2. **Incentives for Vehicle Owners:** Owners of vehicles that are eligible for scrapping are often offered incentives, such as financial compensation or discounts on purchase of new, more fuel efficient, and environmentally friendly vehicles.
3. **Promoting Ecofriendly Alternatives:** scrapping policy is aligned with efforts to promote electric vehicles (EVs) and low emission alternatives. goal is to replace high polluting vehicles with clean energy solutions, thereby reducing overall carbon footprint of transportation sector.

Impact of Policy: Automobile scrapping policy helps reduce air pollution, greenhouse gas emissions, and traffic related congestion. It encourages adoption of cleaner technologies, such as electric and



NOTES

ENVIRONMENTAL STUDIES AND DISASTER MANAGEMENT

hybrid vehicles, and supports evolution of circular economy by promoting recycling of automotive materials.

Promotion of Electric Vehicles (EVs)

Electric vehicles (EVs) are considered one of most promising solutions to reducing carbon emissions in transportation sector, as they produce little to no direct emissions and are more energy efficient compared to conventional gasoline or diesel-powered vehicles. Governments around the world have adopted various measures to promote an option of electric vehicles.

Key Steps in Promoting EVs:

1. **Incentives and Subsidies:** Many countries offer financial incentives, tax rebates, and subsidies to make EVs more affordable for consumers. This includes direct subsidies for purchasing EVs, exemption from road taxes, and reduced registration fees.
2. **Charging Infrastructure:** Governments and private companies are investing in expansion of EV charging infrastructure. This includes installation of public charging stations, fast chargers, and home charging options to make EVs more convenient for consumers to use.
3. **Regulations and Standards:** Several countries have introduced stringent emission standards for vehicles, pushing automakers to produce more fuel efficient, low emission, or zero emission vehicles. Additionally, some countries have set targets for percentage of electric vehicles in total vehicle fleet and have announced plans to phase out sale of gasoline and diesel vehicles in favor of EVs.
4. **Research and Progress:** Investment in R&D for EV technologies, with battery efficiency, range, and cost, is critical to making electric vehicles more accessible and competitive in market. Governments and private sector companies are working to improve battery technologies to make EVs more practical for consumers.



NOTES

ENVIRONMENTAL STUDIES AND DISASTER MANAGEMENT

Impact of Promoting EVs: Adoption of electric vehicles contributes to reducing consumption of fossil fuels, improving air quality, and reducing greenhouse gas emissions. EVs also offer potential for using renewable energy sources (e.g., solar or wind) for charging, further reducing their environmental impact.

2.3.2. Sustainable Progress Goals (SDGs)

The Sustainable Progress Goals (SDGs) were adopted by all United Nations member states in 2015 as part of 2030 Agenda for Sustainable Progress. These 17 interconnected global goals aim to address wide range of global challenges, with poverty, inequality, climate change, environmental degradation, and peace and justice.

Key SDGs Related to Sustainable Progress:

1. **Goal 13: Climate Action** – To take urgent action to combat climate change and its impacts.
2. **Goal 7: Affordable and Clean Energy** – To ensure access to affordable, reliable, sustainable, and modern energy for all.
3. **Goal 12: Responsible Consumption and Production** – To promote sustainable consumption and production patterns.
4. **Goal 15: Lifecycle on Land** – To protect, restore, and promote sustainable use of terrestrial ecosystems, manage forests sustainably, and combat desertification.
5. **Goal 6: Clean Water and Sanitation** – To ensure availability and sustainable management of water and sanitation for all.

Impact of SDGs: SDGs offer framework for governments, businesses, and individuals to work towards sustainable progress. By addressing global challenges in an integrated manner, SDGs ensure that economic evolution, environmental protection, and social inclusion go hand in hand.

Agenda 21 of Rio Our earth Summit

Agenda 21 is comprehensive action plan for sustainable progress that was adopted at United Nations Conference on Environment and Progress (UNCED), also known as Rio Our earth Summit in 1992. It is landmark document that outlines strategies for addressing global environmental challenges and achieving sustainable progress.



NOTES

ENVIRONMENTAL STUDIES AND DISASTER MANAGEMENT

Key Aspects of Agenda 21:

1. **Social and Economic Dimensions:** Agenda 21 emphasizes need for sustainable economic evolution that is inclusive and equitable. It advocates for poverty reduction, promotion of education, and involvement of women in decisionmaking processes.
2. **Conservation and Management of Resources:** It outlines strategies for conservation of biodiversity, sustainable use of natural resources (such as water, forests, and energy), and reduction of pollution.
3. **Strengthening Role of Major Groups:** Agenda 21 stresses importance of involving all sectors of society in achieving sustainable progress, with local governments, businesses, NGOs, and civil society. It promotes multistakeholder cooperation to address global challenges.
4. **Implementation and Monitoring:** document calls for establishment of national and local level strategies for sustainable progress and regular monitoring of progress. It encourages countries to integrate sustainable progress into their policies, legal frameworks, and institutional buildings.

Impact of Agenda 21: Agenda 21 has had lasting impact on global sustainable progress initiatives. It laid groundwork for international agreements such as Paris Agreement on climate change and has impacted national policies aimed at promoting sustainability. principles outlined in Agenda 21 continue to shape global discussions on environmental protection and sustainable progress.

The steps taken towards sustainable progress, with ban on single use plastics, automobile scrapping policy, promotion of electric vehicles, adoption of Sustainable Progress Goals (SDGs), and implementation of Agenda 21, reflect growing global recognition of need to balance economic progress with environmental protection. These initiatives aim to mitigate negative impacts of human activities on environment, promote sustainable practices across all sectors, and ensure healthy and equitable future for generations to come.



NOTES

ENVIRONMENTAL STUDIES AND DISASTER MANAGEMENT

2.3.3. Summary

Climate change profoundly reshapes population ecology by influencing how organisms grow, reproduce, survive, and interact within ecosystems. Rising temperatures, shifting precipitation patterns, and increased frequency of extreme weather disrupt ecosystems globally—prompting species to shift their ranges, adjust seasonal behavior, or face mortality spikes. Many species are experiencing phenological mismatches, where critical life stages like breeding or migration no longer align with optimal environmental conditions, potentially reducing reproductive success.

At the trait and demographic level, climate-driven changes—such as earlier flowering or longer growing seasons—can affect body mass, survival rates, and fertility, as seen in marmots and various bird species. However, such shifts don't uniformly translate into population growth; some demographic processes may cancel each other out, emphasizing the need to evaluate entire life cycles. For many species, climate impacts are further complicated by density-dependent feedbacks, where population density interacts with environmental stressors to shape resilience or vulnerability. Certain species respond to warming with altered age structures or generation cycles. For example, moderate warming in moths drastically altered their population density and lifespan dynamics, with even slight heat increases pushing some populations toward extinction. In mammals, those with fast life histories—short lifespans and large litter sizes—are particularly vulnerable to extreme weather events, often experiencing more dramatic declines or fluctuations.

Adaptation mechanisms such as genetic evolution, phenotypic plasticity, or range shifts offer paths for population survival—but each comes with limitations. While range shifts and flexible life-history responses (e.g. phenological plasticity in birds) are common, longer-term genetic adaptation may only be effective if it occurs rapidly enough to keep pace with environmental change.



SELF ASSESSMENT QUESTIONS

A. Multiple Choice Questions (MCQs)

1. Which of the following is incorrect hierarchy in population ecology?

- a) Species → Individuals → Population → Community
- b) Individuals → Species → Population → Community
- c) Community → Population → Species → Individuals
- d) Population → Species → Community → Individuals

2. Which factor contributes to rapid human population evolution?

- a) High birth rates
- b) Increased mortality rates
- c) Reduced agricultural productivity
- d) Lack of sanitation

3. Which of the following is a major negative effect of urbanization?

- a) Increased biodiversity
- b) Air and water pollution
- c) Decreased carbon footprint
- d) Improved agricultural production

4. Which of the following is NOT a population control method?

- a) Family planning
- b) Education and awareness
- c) Increasing birth rates
- d) Government policies

5. Which greenhouse gas is the main contributor to global warming?

- a) Oxygen (O₂)
- b) Carbon dioxide (CO₂)
- c) Nitrogen (N₂)
- d) Argon (Ar)

6. Which human activity is a major contributor to increasing carbon footprint?

- a) Using renewable energy sources
- b) Deforestation and burning fossil fuels
- c) Reducing waste production
- d) Practicing sustainable agriculture

NOTES

ENVIRONMENTAL STUDIES AND DISASTER MANAGEMENT



NOTES

ENVIRONMENTAL STUDIES AND DISASTER MANAGEMENT

7. Which of the following is a consequence of climate change?

- a) Stable weather patterns
- b) Rising global temperatures
- c) Decrease in sea levels
- d) Reduction in extreme weather events

8. Which of the following is a step towards reducing plastic pollution?

- a) Increasing plastic production
- b) Banning single-use plastics
- c) Promoting plastic dumping in oceans
- d) Encouraging use of non-recyclable plastics

9. Which government initiative promotes use of eco-friendly vehicles?

- a) Fossil Fuel Promotion Policy
- b) Electric Vehicle Promotion Program
- c) Automobile Scrapping Policy
- d) Plastic Manufacturing Act

10. What was the main focus of Agenda 21 in Rio Our Earth Summit?

- a) Global trade regulations
- b) Sustainable progress and environmental protection
- c) Promotion of industrial pollution
- d) Space exploration programs

Answer Keys: 1. b) Individuals → Species → Population → Community, 2.

a) High birth rates, 3. b) Air and water pollution, 4. c) Increasing birth rates, 5. b) Carbon dioxide (CO₂), 6. b) Deforestation and burning fossil fuels, 7. b) Rising global temperatures, 8. b) Banning single-use plastics, 9. b) Electric Vehicle Promotion Program, 10. b) Sustainable progress and environmental protection

B. Short Answer Questions

1. State population ecology and its significance.
2. Differentiate between individuals, species, population, and community.
3. What are the major causes of human population evolution?
4. Explain two effects of urbanization on society and environment.
5. State climate change and mention its major causes.



NOTES

ENVIRONMENTAL STUDIES AND DISASTER MANAGEMENT

6. What is carbon footprint, and how does it impact environment?
7. How does deforestation contribute to global warming?
8. List two environmental protection measures to combat climate change.
9. What are benefits of banning single use plastics?
10. What is Agenda 21, and why was it introduced at Rio earth Summit?

C.Long Answer Questions

1. Explain levels of population ecology and how they interact with environment.
2. Discuss causes and effects of rapid human population evolution.
3. Analyze effects of urbanization on society and environmental sustainability.
4. What are causes and consequences of global warming? Explain how human activities contribute to climate change.
5. Describe carbon footprint and suggest ways to reduce it at individual and community level.
6. Explain role of environmental protection measures in combating climate change.
7. Discuss government initiatives to promote sustainable progress, with ban on single use plastics and electric vehicles.
8. What are Sustainable Progress Goals (SDGs)? How do they contribute to environmental conservation and economic evolution?
9. Describe importance of Automobile Scrapping Policy in reducing carbon emissions and promoting clean energy.
10. What was significance of Rio earth Summit, and how does Agenda 21 promote global environmental sustainability?



NOTES

ENVIRONMENTAL STUDIES AND DISASTER MANAGEMENT

MODULE- 3

DISASTER MANAGEMENT AND RISK ASSESSMENT

Objectives

After studying this chapter, students should be able to:

- State disaster management and understand its importance.
- Classify types of disasters into natural and manmade disasters and explain their causes and effects.
- Understand process of vulnerability assessment and risk analysis for disasters.
- Explain impact and vulnerability of major disasters such as floods, cyclones, our earthquakes, heatwaves, and lightning.

UNIT. 3.1. DISASTER MANAGEMENT

3.1.1. Disaster management: It refers to process of preparing for, responding to, and recovering from disasters, whether natural or manmade. It involves coordinated efforts of various governmental, nongovernmental, and community organizations to reduce impact of disasters on human lifecycle, property, and environment. Effective disaster management aims to mitigate effects of disasters, enhance resilience, and facilitate quick recovery.

Disaster management includes four key stages:

1. **Mitigation:** Actions taken to reduce or eliminate risks and impacts of disasters.
2. **Preparedness:** Planning and training for potential disasters to ensure effective responses.
3. **Response:** Immediate actions taken during and after disaster to save lives, protect property, and offer relief.
4. **Recovery:** Longterm efforts to rebuild and restore communities to normalcy.

This section delves into various types of disasters, their causes and effects, vulnerability assessment, and specific examples like floods, cyclones, our earthquakes, heat waves, and lightning.

Disasters are unexpected events that cause significant damage, disruption, and loss, often leading to adverse effects on environment, economy, and human health. They can occur with little warning and

may affect small area or have widespread global consequences. Effective disaster management involves understanding types of disasters, their causes, and their effects, as well as assessing vulnerability and risk to better prepare for, respond to, and recover from them. Disasters are classified into two main categories: natural and manmade disasters. While natural disasters are caused by natural phenomena, manmade disasters result from human activities or negligence.

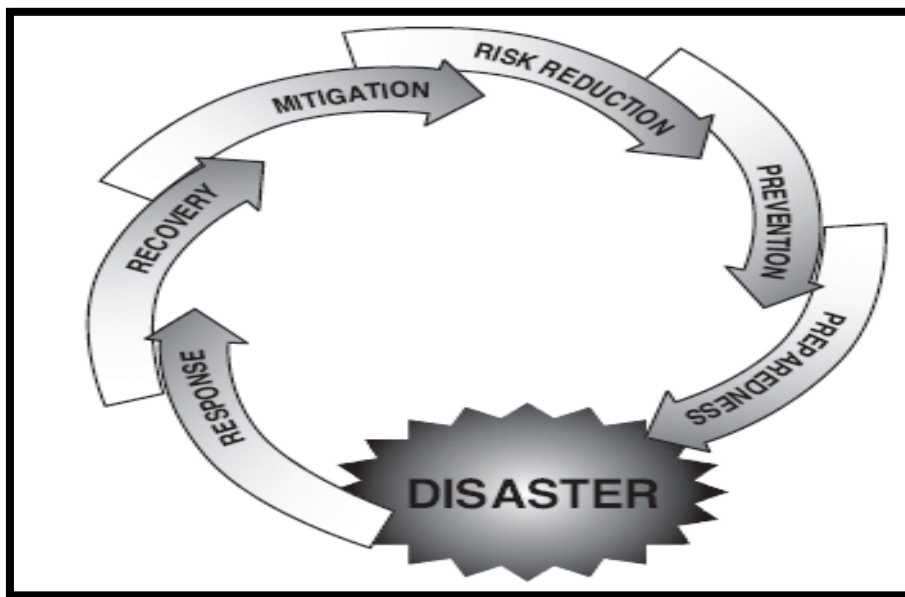


Fig.3.1.DISASTER MANAGEMENT CYCLE

- The Disaster Management Cycle:
- This cycle involves planning for and reducing the impact of disasters, reacting during and immediately following a disaster, and taking steps to recover after a disaster has occurred.
- Mitigation:
- Reducing the likelihood and severity of disasters through measures like improved construction practices and hazard assessments.
- Preparedness:
- Preparing for disasters by developing plans, training personnel, and ensuring effective response and recovery capabilities.
- Response:



NOTES

ENVIRONMENTAL STUDIES AND DISASTER MANAGEMENT

- Providing rapid and efficient medical, rescue, and emergency supplies during and immediately after a disaster.
- Recovery:
- Supporting communities as they rebuild emotionally, economically, and physically after a disaster.
- Prevention: Reducing the risk of disasters by developing evacuation plans and environmental standards

Types of Disasters

Disasters can be classified based on their origin. two primary categories are:

1. **Natural Disasters:** These are caused by natural factors or processes. They include our earthquakes, floods, cyclones, tsunamis, wildfires, heat waves, and lightning strikes.
2. **Manmade Disasters:** These arise due to human actions or negligence. Examples include industrial accidents, nuclear accidents, chemical spills, oil spills, deforestation, and wars.

Both natural and manmade disasters can have devastating effects on environment and society. Effective disaster management is essential to reducerisks and impacts associated with both types of disasters.

3.1.2. Natural and Man-Made Disasters: Causes and Effects

Natural Disasters:

1. **Floods:**
 - **Cause:** Floods occur due to an overflow of water onto normally dry land. This can result from heavy rainfall, melting snow, dam failures, or high tides. Coastal floods can also occur due to storm surges from hurricanes or cyclones.
 - **Effect:** Floods can lead to property damage, loss of lifecycle, displacement of populations, destruction of infrastructure, and contamination of water supplies, leading to health risks. Agriculture and ecosystems may also suffer longterm damage.
2. **Cyclones:**



NOTES

ENVIRONMENTAL STUDIES AND DISASTER MANAGEMENT

- **Cause:** Cyclones (hurricanes and typhoons in different regions) are intense tropical storms that form over warm ocean waters and are characterized by high winds, heavy rainfall, and storm surges. They typically occur in the tropics.
- **Effect:** Cyclones cause severe wind damage, flooding, storm surges, and loss of life. Coastal areas are particularly vulnerable, with damage to homes, infrastructure, and crops. Storm surges can also lead to saltwater intrusion into freshwater sources.

3. Earthquakes:

- **Cause:** Earthquakes are caused by sudden release of energy in earth's crust due to movement of tectonic plates. movement along fault lines triggers seismic waves that shake ground.
- **Effect:** Earthquakes can cause severe ground shaking, destruction of buildings, infrastructure, and landslides. Tsunamis may also be triggered by underwater earthquakes, leading to further devastation.

4. Heat Waves:

- **Cause:** Heat waves occur when a region experiences prolonged periods of excessively high temperatures, often caused by atmospheric high pressure systems that trap warm air in an area.
- **Effect:** Heat waves can cause dehydration, heat strokes, and deaths, particularly in vulnerable populations such as the elderly, children, and those with preexisting health circumstances. Agricultural production may also be affected, and wildfires can occur due to dry circumstances.

5. Lightning:

- **Cause:** Lightning is caused by discharge of electricity between clouds or between a cloud and ground. This occurs when electrical charges in the atmosphere build up and are released suddenly.



NOTES

ENVIRONMENTAL STUDIES AND DISASTER MANAGEMENT

- **Effect:** Lightning can cause wildfires, power outages, damage to buildings, and loss of lifecycle. It is also a major cause of injuries and fatalities from electrical burns or strikes.

ManMade Disasters:

1. Industrial Accidents:

- **Cause:** Industrial disasters often result from poor safety practices, malfunctioning equipment, or use of hazardous materials. Examples include chemical spills, explosions, or toxic gas leaks.
- **Effect:** Such disasters can cause loss of lifecycle, environmental contamination, and long-term health risks for affected communities. They also result in significant economic costs related to cleanup and compensation.

2. Nuclear Accidents:

- **Cause:** Nuclear disasters are typically a result of reactor failures, radiation leaks, or accidents at nuclear power plants. Examples include Chernobyl disaster in 1986 and Fukushima disaster in 2011.
- **Effect:** Nuclear accidents can result in radiation exposure, long-term health problems (such as cancer), contamination of land and water, displacement of people, and long-lasting environmental damage.

3. Oil Spills:

- **Cause:** Oil spills typically occur during extraction, transportation, or storage of petroleum products. They can result from accidents like pipeline ruptures or tanker accidents.
- **Effect:** Oil spills contaminate oceans and coastal ecosystems, killing marine lifecycle and affecting fishing industries. Cleanup process is often lengthy and costly, and environmental damage can last for years.

4. Deforestation:



NOTES

ENVIRONMENTAL STUDIES AND DISASTER MANAGEMENT

- **Cause:** Deforestation is driven by human activities such as logging, agriculture, and urban expansion.
- **Effect:** Deforestation leads to loss of biodiversity, disruption of ecosystems, and increased carbon emissions. It also contributes to soil erosion, water cycle disruption, and loss of natural resources.

Vulnerability Assessment and Risk Analysis

Vulnerability assessment is a process of identifying and evaluating exposure and sensitivity of people, property, and infrastructure to potential disasters. It helps determine levels of risk posed by various types of disasters and ability of community or system to withstand or recover from them. Risk analysis involves examining likelihood of disaster occurring, potential impact, and vulnerability of population or infrastructure.

Key Components of Vulnerability Assessment:

1. **Hazard Identification:** Understanding types of hazards that region is exposed to (e.g., floods, earthquakes, cyclones).
2. **Exposure Analysis:** Analyzing assets and populations that could be affected by hazard (e.g., number of people live in flood-prone areas).
3. **Sensitivity Analysis:** Identifying susceptibility of people or systems to impacts of disaster.
4. **Capacity and Resilience Assessment:** Evaluating ability of individuals, communities, and infrastructure to cope with and recover from disasters.

Risk Analysis uses information from vulnerability assessments to estimate potential damage and loss that could result from disaster. This analysis helps in designing effective disaster management strategies, preparedness plans, and mitigation measures.

Vulnerability to Various Disasters

Floods: Areas along rivers, coastlines, and in low-lying regions are highly vulnerable to floods. Factors such as poor urban planning, deforestation, and inadequate drainage systems increase vulnerability.



NOTES

ENVIRONMENTAL STUDIES AND DISASTER MANAGEMENT

Cyclones: Coastal regions, especially in tropical areas, are most vulnerable to cyclones. These areas face threats from storm surges, strong winds, and heavy rainfall.

Earthquakes: Earthquakes primarily affect regions near tectonic plate boundaries or fault lines. Vulnerability is increased in densely populated urban areas with poorly constructed buildings.

Heat Waves: Vulnerable populations include elderly, children, and individuals with preexisting health circumstances. Urban areas with poor ventilation and high temperatures are at greater risk.

Lightning: Lightning strikes are most common in areas with frequent thunderstorms, and people in open fields or under trees are more vulnerable. Infrastructure and buildings without lightning protection are also at risk.

Specific Disasters

1. Floods:

- **Cause:** Heavy rainfall, dam failure, or rapid snowmelt.
- **Effects:** Destruction of property, displacement, loss of lifecycle, agricultural damage, and spread of waterborne diseases.

2. Cyclones:

- **Cause:** Warm ocean waters, high moisture, and atmospheric circumstances in tropical regions.
- **Effects:** Widespread damage to infrastructure, crops, and ecosystems, along with loss of lifecycle.

3. Earthquakes:

- **Cause:** Tectonic plate movement or volcanic activity.
- **Effects:** Ground shaking, building collapse, landslides, and tsunamis.

4. Heat Waves:

- **Cause:** Atmospheric highpressure systems trapping hot air.
- **Effects:** Health issues such as heatstroke and dehydration, wildfires, crop damage.

5. Lightning:

- **Cause:** Atmospheric instability during thunderstorms.



NOTES

ENVIRONMENTAL STUDIES AND DISASTER MANAGEMENT

- **Effects:** Fires, power outages, injuries, and deaths.

Disaster management is a comprehensive process involving preparedness, response, and recovery from both natural and manmade disasters. By understanding causes and effects of disasters, assessing vulnerabilities, and implementing effective risk management strategies, communities can better mitigate impacts of these events. As the world continues to face increasingly frequent and intense disasters, the importance of effective disaster management and resilience building has never been more crucial.

3.1.4. Summary

Disaster management refers to the organized efforts to prevent, prepare for, respond to, and recover from disasters. Disasters can be natural—such as earthquakes, floods, hurricanes, and wildfires—or man-made, including industrial accidents, terrorist attacks, and environmental pollution. Effective disaster management reduces the impact of these events on human life, property, and the environment. It involves coordination among governments, communities, NGOs, and emergency services, with a focus on early warning systems, education, infrastructure planning, and post-disaster rehabilitation.

SELF ASSESSMENT QUESTIONS

A. Multiple Choice Questions (MCQs)

1. Which of the following is a natural disaster?

- a) Oil spill
- b) Earthquake
- c) Chemical explosion
- d) Nuclear leakage

2. Which phase of disaster management includes rescue and relief operations?

- a) Mitigation
- b) Preparedness
- c) Response
- d) Recovery

3. A man-made disaster includes:



NOTES

ENVIRONMENTAL STUDIES AND DISASTER MANAGEMENT

- a) Tsunami
- b) Cyclone
- c) Forest fire caused by lightning
- d) Industrial chemical leak

4. Which organization in India is primarily responsible for disaster response and preparedness?

- a) ISRO
- b) NDRF
- c) RBI
- d) CBSE

5. What is the first step in disaster risk reduction?

- a) Providing aid
- b) Reconstruction
- c) Early warning
- d) Risk assessment

Answer Keys: 1. b) Earthquake, 2. c) Response, 3. d) Industrial chemical leak, 4. b) NDRF (National Disaster Response Force), 5. d.) Risk assessment

B. Short Answer Questions

1. Differentiate between natural and man-made disasters with examples.
2. What is the role of early warning systems in disaster management?
3. Mention three key activities performed during the recovery phase of disaster management.

C. Long Answer Questions

1. Explain the four phases of disaster management with suitable examples.
2. Discuss the impact of man-made disasters on human life and the environment. Provide examples.
3. How can communities be involved in disaster preparedness and response?



NOTES

ENVIRONMENTAL STUDIES AND DISASTER MANAGEMENT

UNIT. 3.2. INSTITUTIONAL FRAMEWORK

India's approach to disaster management has evolved significantly over decades, transforming from relief-centric response to a more comprehensive framework that emphasizes prevention, mitigation, and preparedness. This evolution reflects growing understanding of the multifaceted nature of disasters and their profound impacts on communities, infrastructure, and progress. Institutional framework for disaster management in India consists of a multi-tiered structure that operates at national, state, and district levels, with each level playing a crucial role in ensuring effective disaster management.

3.2.1. National Disaster Management Authority (NDMA)

The history of disaster management in India changed with the formation of the National Disaster Management Authority (NDMA) under the Disaster Management Act 2005. NDMA, India's apex body assigned the task of disaster management in the country, is headed by the Prime Minister of India, signifying national importance of disaster management. Broad leadership at the highest political level leads to sufficient attention for disaster management within the highest offices of government. The primary role of NDMA is to prepare policies, plans, and guidelines for disaster management to ensure the timely and effective response to disasters. This requirement is proactive, focusing on preparedness and risk management before disasters strike, rather than simply reacting once they occur. Its workings are based on a cooperative framework coordinated by several ministries and departments and state governments as well. Perhaps one of the most salient contributions of NDMA has been the framing of the National Disaster Management Plan (NDMP) composite framework for all phases of disaster management cycle – prevention, mitigation, preparedness, response and recovery. NDMP is aligned with international frameworks like the Sendai Framework for Disaster Risk Reduction and reiterates India's commitment to following global best practices in the field of disaster management. Data has also been enlisted to assess and evaluate climate disasters, enabling NDMA to formulate substantiated plans according to the needs of less developed areas up to the country's most advanced markets. It also



NOTES

ENVIRONMENTAL STUDIES AND DISASTER MANAGEMENT

implements regular training modules, mock drills, and awareness exercises to improve disaster management capacities among government officials, local leaders, and common man. These moves are intended to foster culture of disaster preparedness and resilience nationwide. For operational efficiency, NDMA has created specialized response factors like National Disaster Response Force (NDRF), which is trained to be responsive to several aspects of disaster response, with search and rescue, medical assistance, and evacuation. NDRF is at forefront during disasters and is responsible for providing immediate assistance to communities affected as well as coordinating with state and local authorities. It also focuses on research and progress by working with academic institutions, research organizations, and international agencies to strengthen knowledge and create innovative solutions for disaster management. By adopting this research-based approach, NDMA ensures that its strategies are informed by current trends and challenges facing world of disaster management, allowing it to maintain relevance and effectiveness in its initiatives. In addition, NDMA has framed guidelines for our earthquake, floods, cyclone and industrial disasters. They cover everything from early warning systems to evacuation procedures, providing detailed protocols in every domain of disaster management.

These consist of National Disaster Response Fund (NDRF) and National Disaster Mitigation Fund (NDMF), both of which enhance availability of resources for NDMA's immediate response and long-term mitigation measures. It will simultaneously offer funding for immediate response efforts, while also embedding risk reduction as part of long-term solution. Over past few years, NDMA has taken strides towards decentralizing disaster management and promoting community involvement, emphasizing that effective disaster management starts from the grassroots level. It has launched several community-based disaster management programs that enable local communities to play an active role in disaster preparedness and response, information management system (IMS) of NDMA is vital for pre and post-disaster response as it supports real-time data on disasters, available resources,



NOTES

ENVIRONMENTAL STUDIES AND DISASTER MANAGEMENT

and response activities. This process enables more effective decisionmaking in times of disaster, allowing systems to properly allocate resources efficiently and coordinate response operations well. However, NDMA has its share of challenges like nature of disasters in India, geographical coverage and varying capacities of state/local governments. Overcoming these challenges will require continuous strategy adjustments, capacity building, and strengthening of cooperation mechanisms at every level.

3.2.2. CSDMA (Chhattisgarh State Disaster Management Authority)

For purpose of disaster management at state level, Chhattisgarh State Disaster Management Authority (CSDMA) has been constituted under provisions of the Disaster Management Act, 2005. Chhattisgarh State Disaster Management Authority (CSDMA) is a state agency headed by Chief Minister of Chhattisgarh. CSDMA is responsible for formulation of Policies and Plans for Disaster Management in State in conformity with the national policies while considering disasters risk and vulnerabilities specific to Chhattisgarh. Central Indian state Chhattisgarh is exposed to multiple disaster risks with floods, droughts, heat waves and forest fires. As a state with notable industrial and mining activities, state is also prone to industrial accidents and mining related disasters. Strategies of CSDMA try to mitigate this specific risk, keeping in mind of Geographical, Social and Economical aspects of state. CSDMA has a multidisciplinary organizational structure comprising of members of different government departments. This holistic approach enables planning for diverse sectors of disaster management, with both infrastructure and social welfare.

3.2.3. The State Disaster Management Authority (SDMA)

The CSDMA is the apex body in Disaster Management (DM) hierarchy in State. Based on the mandate offered by DM Act, CSDMA amongst its various responsibilities is also charged with preparation and ensuring implementation of State Disaster Management Plan (SDMP) as laid down by Section 22 of DM Act, which needs to detail guide for all Disaster Management activities and actions within State. SDMP



NOTES

ENVIRONMENTAL STUDIES AND DISASTER MANAGEMENT

takes comprehensive approach to disaster management, as it includes prevention and mitigation, and response and recovery phases of disaster management cycle. Disaster management plans at all levels are largely implemented through coordinated efforts of CSDMA with district administrations and local bodies through a whole of nation approach. This entails frequent meetings, training, and resource distribution to reinforce local authorities' disaster management response. On disaster response side, CSDMA manages functioning of State Disaster Response Force (SDRF), equipped to deal with different types of disasters. SDRF operates in accordance with National Disaster Response Force (NDRF) and local authorities to offer shelter to affected during disasters, performing search and rescue operations, providing medical help and enabling evacuations. State Emergency Operations Center (SEOC) nerve center of disaster response activities is established by CSDMA. SEOC tracks potential disaster events, offers early warning, coordinates response, and delivers realtime information to decisionmakers during disasters. Such central sense of coordination makes disaster response activities more efficient and effective major source of funding for disaster management in Chhattisgarh is the SDRF and SDMA. former funds immediate response activities while latter offers funding for longer term mitigation measures, improving resources for both aspects of disaster management.

The CSDMA gives much importance to capacity building and conducts periodic trainings for government officials, community leaders and volunteers. Such training programs are specifically tailored to advance one's knowledge, skills, and attitudes about disaster management, which collectively cultivate a team of trained individuals able to respond appropriately to disasters. Harshly realizing that for effective disaster management, community must participate, CSDMA has taken that into consideration. The CSDMA has started several Community Based Disaster Management Programs through which communities will actively participate in Disaster Preparedness and Response. These programs include awareness drives, training of volunteers from community, and establishment of disaster management



NOTES

ENVIRONMENTAL STUDIES AND DISASTER MANAGEMENT

committees at village level. CSDMA also emphasizes use of technology in disaster management, with remote sensing, Geographic Information Systems (GIS), use of other technologies for monitoring and early warning and for improving response capabilities. This technology approach has made it possible to deploy more precise prediction of disasters, accurate planning of response activities and efficient resource allocation.

The need for climate change adaptation in disaster management is gaining momentum at national level in India, particularly over last few years and is highlighted in conceptual framework of CSDMA which now also emphasizes climate change in disaster risk management because of its increasing impact on disaster risk. It has commenced multiple climate resilient progress initiatives, partaking climate change in its disaster management practices. However, despite these efforts, Centre for Disaster Management and Awareness (CDMA) is grappling with certain challenges, primarily resource constraints, differential capacities at district and local levels and multifaceted nature of disaster risks in state. Meanwhile, complexity of these challenges necessitates continuous improvement of its ability, consolidation of coordination mechanism and enriched disaster management. This is plan what formulated under RAIPUR district to assess disaster and its management.

3.2.4. District Disaster Management Plan (DDMP): The widespread nature of DDMP is indicative of master document at level of a district with use of minutiae at purpose of its evolution which is necessarily District Disaster Management Plan (DDMP). DDMP, which is prepared in accordance with provisions of Disaster Management Act, 2005, is an action plan that offers guidance for disaster management activities in Raipur, considering disaster risks and vulnerabilities specific to the district. Urban natural disaster risk in Raipur: Raipur, the capital of Chhattisgarh, faces multiple natural disaster risks with floods, drought, heat wave, urban fire, etc. Moreover, as major urban center with intensive industrial activities, it is also prone to industrial accidents and other anthropogenic disasters. Specific Risks and



NOTES

ENVIRONMENTAL STUDIES AND DISASTER MANAGEMENT

Context. This DDMP is specific to hazards and vulnerabilities identified for district. DDMP is developed in participatory manner after obtaining inputs from government departments, local bodies, civil society organizations, and community representatives. By incorporating views of different stakeholders, this way becomes more inclusive and holistic, thus addressing needs of all sections of society especially vulnerable groups.

The Disaster Management Plan (DDMP) for Raipur is based on four phases of disaster management cycle prevention and mitigation, preparedness, response and recovery. plan describes activities, responsibilities, timelines, and resource needs for each phase, serving as a guide for disaster management activities. Second stage covers prevention and mitigation: here, DDMP documents potential disaster risks in district and specifies actions to reduce these risks. These measures encompass structural interventions like flood defense buildings, nonstructural interventions like spatial planning, and regulatory measures like construction codes and security standards. DDMP is prepared for preparedness phase in which its concentration is made toward increasing preparedness of district for disasters. This includes setting up early warning systems, undertaking training programs, mock drills, stockpiling essential supplies, and having evacuation plans ready plan also designates safe areas for evacuation, as well as procedures to activate safe areas in event of disaster. Disaster Drivers Management Plan (DDMP) outlines step by step instructions for response, topics covered within scope of DDMP include: search and rescue, medical assistance, relief distribution, and evacuations. It also describes incident command system that states roles and responsibilities of various agencies and officials during disaster response. Details Dynamic Monitoring Phase, or DDMP, recovery phase aims to normalize lifecycle as best as possible after disaster. From damage assessment to infrastructure reconstruction, to community rehabilitation and providing basic services all must include participatory approaches. It also notes that rebuilding infrastructure will



NOTES

ENVIRONMENTAL STUDIES AND DISASTER MANAGEMENT

help building back better process where rebuilt infrastructure will be able to withstand future disasters.

The Institutional mechanism for implementing DDMP is headed by District Collector, who is chairperson of District Disaster Management Authority (DDMA). DDMA comprising of representatives from different government departments, local bodies and civil society organizations is multi-disciplinary in nature. At operational level, it activates District Emergency Operations Center (DEOC), which acts as nerve center for disaster response activities. Disaster Emergency Operation Center (DEOC) is responsible for monitoring potential disaster situations, issuing early warnings as well as coordinating response efforts and providing realtime information to decisionmakers during disasters. Resource mapping is an important part of DDMP. With help of this resource inventory, the resource allocation during time of disasters becomes easier as resources can be directed where there is most use of those resources. DDMP for Raipur lays great emphasis on community participation because effective disaster response begins with community. It also lays down provisions for community participation in management of disasters through establishment of village and ward level disaster management committees, training of community volunteers, awareness campaigns, etc. Communication is another critical part of the DDMP, offering detailed protocols for communication during disasters. These include alternative sense of communication if normal communication networks fail and keeping communication channels open during catastrophe. For this reason, the DDMP is continuously updated and revised to reflect collapsing disaster risks, most recent best practices, and lessons derived from previous disasters. By being open to improvements, plan adapts to new situations and circumstances, making it more practical as disasters change. Indeed, DDMP in Raipur is comprehensive in its approach, however, be it limited resources, coordination issues among various agencies, or varied approaches across communities in terms of awareness and preparedness, implementation of DDMP in Raipur is not without its challenges.



NOTES

ENVIRONMENTAL STUDIES AND DISASTER MANAGEMENT

Indeed, these challenges can only be met with continued effort, leadership and engagement of all stakeholders.

A critical aspect of disaster management, preparedness measures and survival skills ultimately determine extent of impact and speed of recovery. Such measures and skills are implemented, for example, at institutional frameworks and household levels, which result in multiscale disaster resilience response. Preparation at institutional level includes detailed plans, resource allocation, and coordination mechanisms. These specific actions, and more, are part of detailed plan drafted by government agencies; NDMA, CSDMA and DDMA (Raipur) in this instance. Such plans consist of early warning systems, evacuation procedures, relief operations, and recovery strategies. Early warning systems are crucial preparedness measure, giving early notice of imminent hazards so that evacuation and other precautionary actions can be taken in time. In areas vulnerable for certain disasters, like flood-prone areas along Mahanadi River in Chhattisgarh, dedicated early warning systems have been set up that track water levels and weather patterns to forecast impending floods. By leveraging advanced technology, these systems rely on ground-based sensors, satellite imagery, and weather forecasting models to produce precise and timely warnings.

Evacuation planning is other part of preparedness, especially in areas with high disaster risk. Evacuation plans lay out safe routes, assembly areas and shelters, so that people can get to safety in an orderly fashion when disaster strikes. These plans share a special significance for roads in urban areas, such as Raipur, which tends to have high population density that makes evacuation tough. Mock drills and simulations are regularly conducted for gauging and improving preparedness levels. These exercises are led by different actors' government officials, emergency responders, local communities ensuring hands-on practice dealing with disasters and that needs and weaknesses in preparedness are documented and addressed. It is method of being prepared and getting ready ahead of time by storing supplies at strategic locations and preventing shortages of critical supplies



NOTES

ENVIRONMENTAL STUDIES AND DISASTER MANAGEMENT

(such as water, food, medicines, and other lifecyclesaving equipment). That way, whendisaster strikes and regular supply lines are disrupted, these resources are available immediately. In Chhattisgarh, SDRF and local authorities have such stockpiles in disasterprone areas.

Infrastructure resilience: proactive measure for inlong term, buildings, roadways, bridges, and other infrastructure is planned or built to resist the effects ofdisaster. That includes following building codes, using disasterresistant materials and designs, and maintaining, reinforcing and retrofitting existing infrastructure onregular basis. These initiatives were to train community members on basic disaster response skills, establish community emergency response teams, and develop community disaster management plans. To spearheadwork of such campaigns, village and wardlevel disaster management committees as well as clusterlevel child protection committees (with particular focus on vulnerable groups) are functioning in Raipur and across other districts in Chhattisgarh as well. Knowledge and training are critical to preparedness by teaching individuals and communities what to do when disaster strikes. Regular awareness campaigns, educational sessions in schools, and workshops incommunity are organized to spread information about disaster risks, early warning signs, evacuation routes, and firstaid skills. On flip side, survival skills are just as crucial; equippingperson withskills needed to safeguard him or herself and other people duringdisaster. Such skills cover first aid, search and rescue, firefighting, water safety, and other areas. Training in these skills is offered both through formal programs organized by government agencies and NGOs and through informal communitybased education. In the midst ofdisaster, certain skills for surviving become vital. These encompasscapacity to identify warning signs, awareness of safe evacuation pathways, and knowledge of protective actions tailored to various forms of disaster. For example, survival strategy during our earthquake involves what has been termed "Drop, Cover, and Hold" while during flood, recommended strategy is to move to higher ground.



NOTES

ENVIRONMENTAL STUDIES AND DISASTER MANAGEMENT

Disasters are most dire of situations, and communication during them is inherently tenuous due to interruptions in standard communication channels. Understand alternative communication such as whistle signals, hand signals, or battery-operated radios. In Chhattisgarh, communities have been offered with batteryoperated radios and shown how to use local emergency communication protocols. These can include finding and purifying water, locating safe food sources, building makeshift shelters, and maintaining sanitation to avoid disease outbreaks. Traditional wisdom is often significant, especially in rural areas of Chhattisgarh, where communities have acquired skills such as finding natural water sources, or building temporary housings with local resources. Especially if you're struggling with putting one foot in front of other, mental health resilience is key survival skill, albeit one that's often neglected. Disasters can lead to profound psychological distress, with anxiety, depression and posttraumatic stress disorder. However, with specific techniques for dealing with stress, keeping a good attitude, and giving psychological first aid to others, survival of not just individuals but also communities is supported. Post disaster period is dedicated to recovery and rehabilitation. Skills such as damage evaluation, makeshift housing and new additional repair work become invaluable." Trained community members can start immediate recovery actions, even before help from outside arrives.

Postdisaster, the skills of resource management will be critical as resources will be few, and needs high, capacity to fulfill needs, move assets effectively, and devise solutions with materials accessible to local population gives communities the tools to cope with durations soon after disaster. Longterm recovery includes rebuilding homes, replacing livelihoods and restoring community systems. Training in construction resilience, sustainable agriculture, and alternative livelihoods are important components of this. Postdisaster recovery programs in Chhattisgarh train these people especially in areas where communities have been significantly affected by disasters, local solidarity and mutual aid are key to survival in immediate sense and recovery in long run. Organizing for community involvement, conflict resolution, and



NOTES

ENVIRONMENTAL STUDIES AND DISASTER MANAGEMENT

maintaining social cohesion are skills with enduring value in boosting collective resilience. Social capital: Communities that have strong ties and social networks tend to recover from disasters more quickly because they can harness internal resources and support systems. Combining modern and traditional knowledge offers holistic approach to disaster preparedness and survival. Modern technologies and methodologies give advanced solutions but traditional knowledge has sustainable approaches relevant to local area and has been used for generations. In Chhattisgarh, we are documenting and preserving traditional knowledge related to disaster prediction, mitigation and survival.

A financial preparation is directed towards one such type and it includes saving for emergency funds, avail insurance coverage, create secondary income sources, etc. Financial resilience allows individuals and communities to quickly mobilize the resources they need to respond in immediate term and to recover in long term. Egypt has implemented several microinsurance schemes, and in Chhattisgarh, focus has been on financial inclusion to integrate vulnerable groups in scheme of things, ability to shift in response to altering circumstances and assimilate lessons learned adaptive capacity may be most precious preparedness and survival skill. Community strategies that can adjust in response to altering disaster risks and to lessons learned from past disasters are more likely to build their resilience over time. In Chhattisgarh, processes of postdisaster analysis and continuous learning work to build that adaptive capacity at the community level. However, such preparedness approaches and lifecycle skills are effectively obtained when they are there, established in people's institutions, and of course trained by government and civil society organizations, as well as society themselves. Such skills are always upgraded and integrated into education systems through continued trainings and refresher courses. Technological innovations are playing an increasingly important role in disaster preparedness and survival. Mobile applications offer instant updates on disasters, evacuation paths and shelter sites. Drones help with damage assessment and search



NOTES

ENVIRONMENTAL STUDIES AND DISASTER MANAGEMENT

and rescue efforts. It helps in identifying vulnerable areas and planning evacuation routes. Chhattisgarh is also trying to use these technologies but to ensure that it acts as supportive backbone to society and not just as luxury which most tribes still cannot access.

Disaster resilience requires comprehensive disaster risk reduction and response measures that are inclusive and specifically address needs of vulnerable groups, with women, children, older persons and persons with disabilities. This includes planning evacuations that account for mobility difficulties, making early warning messages accessible to people with sensory disabilities and integrating gender specific needs into relief and recovery efforts. As corporate sector becomes more involved in responding to disasters, companies have developed business continuity plans, supported community preparedness efforts, and offered specialized resources during disasters. Establishing industrial disaster management in Chhattisgarh: larger industrial units have already prepared for disaster management and always coordinate with district administration in cases of emergency. Such efforts comprise routine coordination sessions, collaborative contingency planning sessions, and aligned response processes. In Chhattisgarh, State Inter Agency Group unites all government departments, NGOs and international agencies working in disaster management for coordinated action, media are central to disaster communication, with delivering early warnings, providing updates during disasters, and raising awareness of preparedness measures. There are also a number of media organizations in Chhattisgarh with disaster awareness initiatives and emergency broadcast protocols.

Sharing information, technology, and expertise is crucial to building disaster preparedness capacities that transcend national boundaries. Chhattisgarh has been an active participant in national and international disaster management forums, learning from experiences of others, sharing its own lessons. As global climate change progresses, environmental management is increasingly seen as another form of preparedness. Conservation of natural ecosystems with forests and wetlands that can act as natural buffers against certain disasters is an



NOTES

ENVIRONMENTAL STUDIES AND DISASTER MANAGEMENT

integral part of longterm disaster risk reduction measures in Chhattisgarh.underlying basis for institutional preparedness is based on legal and regulatory frameworks, outlining roles, responsibilities, and standards for disaster management. This is ensured by Disaster Management Act of 2005 and recent state legislations in Chhattisgarh.Documentation and knowledge management ensure lessons learned from past disasters are applied to future preparedness efforts. Chhattisgarh is inprocess of documenting traditional knowledge, experiences from past disasters, and successful preparedness interventions, and using this knowledge to serve asrepository for future actions.

3.2.5. Summary

The disaster management system in country is continuously altering overyears based on lessons learnt frompast disasters, new technologies and methodologies and emerging risk scenarios. This shifty nature guarantees framework is relevant and efficient enough to tackle both traditional disaster risks and the newer ones.way ahead must be with building culture of disaster resilience that resonates with everyone in society at every level, with citizens; not to forget of course, government institutions. This involves continuous efforts at creating awareness, building capacity, and empowering communities to take an active role in disaster risk management. Disaster management relies heavily on preparedness and survival skills, which can make a significant impact on bothimpact ofdisaster andspeed of recovery. Uniting on Different Levels: From institutional renderings to private skills, those measures and talents offer multitiered method of catastrophe resilience.

First, disaster preparedness is highly multidisciplinary involving complexities around physical, social, economic, and psychological dimensions that suggestimportance of multi-dimensional approach to address factors such as vulnerability and resilience. Creating disaster resilience is continuous process which needs persistent efforts from all parties involved. It is not only preparing for specific disasters but also creating adaptive capacities that allow communities to respond effectively to a variety of risks and challenges. This adaptive resilience



NOTES

ENVIRONMENTAL STUDIES AND DISASTER MANAGEMENT

is critical as climate change reshapes disaster risks and creates new ones. experiences from Chhattisgarh and Raipur district offer glimpse of nuanced challenges and opportunities in disaster management. However, strides can be made in innovation, community empowerment and sustainability, despite some challenges of limited resources, coordination and differing levels of awareness. Maximising these opportunities while mitigating challenges will be vital to building disaster resilience in the region. Overall, effective disaster management can be founded upon solid institutional framework complemented by holistic approach to preparedness and survival. This framework, along with capacity building at individual and community levels will need to strengthen continuously in order to be successful in delivering safer and resilient society.

SELF ASSESSMENT QUESTIONS

A. Multiple Choice Questions (MCQs)

1. Disaster management involves:

- a) Only preventing disasters
- b) Preparing for, responding to, and recovering from disasters
- c) Ignoring minor disasters
- d) Focusing only on natural disasters

2. Which of following is NOT natural disaster?

- a) Our earthquake
- b) Cyclone
- c) Flood
- d) Industrial explosion

3. Which of following disasters is caused by atmospheric disturbances?

- a) Earthquake



NOTES

ENVIRONMENTAL STUDIES AND DISASTER MANAGEMENT

b) Cyclone

c) Tsunami

d) Landslide

4. What is major cause of an earthquake?

a) Heavy rainfall

b) Movement of tectonic plates

c) Volcanic eruptions

d) Deforestation

5. Which disaster occurs due to extreme temperature circumstances?

a) Flood

b) Earthquake

c) Heatwaves

d) Landslide

6. Which of the following is an example of a manmade disaster?

a) Tsunami

b) Cyclone

c) Terrorist attacks

d) Hurricane

7. Vulnerability assessment in disaster management is used to:

a) Determine how people and infrastructure are at risk from disasters

b) Increase impact of disasters

c) Eliminate all disasters permanently

d) Ignore disaster-prone areas



NOTES

ENVIRONMENTAL STUDIES AND DISASTER MANAGEMENT

8. Which agency is responsible for disaster management at national level in India?

- a) NDMA
- b) WHO
- c) UNESCO
- d) FAO

9. Which disaster management authority operates at state level in Chhattisgarh?

- a) NDMA
- b) CSDMA
- c) UNDP
- d) NDRF

10. What is role of District Disaster Management Plan (DDMP)?

- a) Managing national level disasters
- b) Providing local strategies for disaster response and recovery
- c) Predicting our earthquakes accurately
- d) Preventing all disasters from occurring

Answer keys: 1. b) Preparing for, responding to, and recovering from, 2. d) Industrial explosion disasters, 3. b) Cyclone, 4. b) Movement of tectonic plates, 5. c) Heatwaves, 6. c) Terrorist attacks, 7. a) Determine how people and infrastructure are at risk from disasters, 8. a) NDMA (National Disaster Management Authority), 9. b) CSDMA (Chhattisgarh State Disaster Management Authority), 10. b) Providing local strategies for disaster response and recovery

B. Short Answer Questions

1. State disaster management and explain its importance.
2. Differentiate between natural and manmade disasters with examples.



NOTES

ENVIRONMENTAL STUDIES AND DISASTER MANAGEMENT

3. What are causes and effects of our earthquakes?
4. Explain impact of floods and cyclones on human lifecycle and infrastructure.
5. What is vulnerability assessment, and why is it important in disaster management?
6. How can heatwaves and lightning be threatening to humans and environment?
7. What is role of National Disaster Management Authority (NDMA) in India?
8. How does Chhattisgarh State Disaster Management Authority (CSDMA) function?
9. What is purpose of District Disaster Management Plan (DDMP)?
10. List three preparedness measures for disaster survival.

C. Long Answer Questions

1. State disaster management and explain different phases of disaster response and recovery.
2. Classify disasters into natural and manmade categories and explain their causes and effects.
3. Discuss causes, effects, and preparedness measures for our earthquakes and cyclones.
4. Analyze impact of floods, heatwaves, and lightning on human settlements and agriculture.
5. Explain process of vulnerability assessment and risk analysis in disaster-prone areas.
6. Describe structure and functions of National Disaster Management Authority (NDMA).
7. Discuss role of Chhattisgarh State Disaster Management Authority (CSDMA) in managing disasters.
8. Define disaster management. Write about types of disaster.
9. Differentiate between Natural disaster and man-made disaster with example.
10. Explain natural disaster, causes and effects with example.



NOTES

ENVIRONMENTAL STUDIES AND DISASTER MANAGEMENT

MODULE- 4 PUBLIC HEALTH, DISEASES, AND PREVENTIVE MEASURES

Objectives

After studying this chapter, students should be able to:

Understand difference between epidemics and pandemics.

Explain noncommunicable diseases (NCDs) with special reference to cardiovascular diseases.

Discuss communicable diseases, with COVID-19, flu, hepatitis, AIDS, and tuberculosis.

Understand transmission and dynamics of diseases.

UNIT-4.1. PUBLIC HEALTH MANAGEMENT

Public health management sense organized response of society, services, and people to keep people safe, well and alive. Managing threats to health can involve prevention, surveillance, detection, response and recovery; it must be capable of arresting outbreaks or pandemics, with for diseases that are either noncommunicable or communicable. Here, in this section, public health problems of epidemics, pandemics, and noncommunicable diseases with special focus on cardiovascular diseases, and communicable diseases, with special attention to COVID19, flu, hepatitis, AIDS and tuberculosis are discussed.

4.1.1. Epidemics and Pandemics

Epidemics are associated with emergence of disease that spreads rapidly and affects many people in one specific population, geographic area, or community. Pandemics, in contrast, are more widespread, crossing multiple countries or continents, often with significant bounds in their social, economic, and health system impacts. Difference between an epidemic and pandemic is scale of spread. An epidemic might be confined to country or region, but pandemic spreads around world. Some examples of pandemics are Spanish flu of 1918, H1N1 influenza of 2009, and COVID-19 pandemic of 2019-2021.

Epidemics and Pandemics: Management of Public Health



NOTES

ENVIRONMENTAL STUDIES AND DISASTER MANAGEMENT

With infectious diseases with capability to spread quickly through populations and across borders, this is why public health management is critical to societal resilience. COVID-19 pandemic that began in late 2019 was wakeup call about shared global vulnerability to newly emergent pathogens, and an urgent lesson about need for strong public health systems. Managing epidemics and pandemics involves coordinated, multifaceted strategy across surveillance, prevention, treatment, and communication strategies that need to be executed with both urgency and precision. Public health management of disease outbreaks is one of most difficult challenges for governments and health authorities. It requires crosspollination of scientific expertise, logistical capacity, political will and community engagement. When outbreaks happen, time is of essence, as early detection and quick response often make difference between stopping infection from spreading and preventing transmission. And so, infrastructure and protocols established during times of health relative stability are built upon and activated at time of emergency response and further underscore need for continued investment in public health systems even in times when imminent attack or threat are not detected. History of epidemic management, however, shows how an understanding of disease transmission and tools to combat it have changed and improved over time. Quarantine decrees during the medieval plague outbreaks, global vaccination campaigns that wiped smallpox from face of earth by 20th century public health strategies have gradually embraced scientific knowledge and technological innovations.

Surveillance, the First Line of Defense

Disease surveillance is nearly warning system that allows for timely public health intervention. Efficient surveillance systems must run continuously to catch unusual disease patterns before they snowball into major outbreaks. Global Outbreak Alert and Response Network (GOARN) has demonstrated this global collaboration through aggregation of technical and operational assets from countries, scientific institutions, medical and surveillance programs, regional technical networks, United Nations entities and International



NOTES

ENVIRONMENTAL STUDIES AND DISASTER MANAGEMENT

humanitarian organizations as part of World Health Organization response to outbreaks and emergencies. Technical systems used to monitor and detect outbreaks today leverage information from multiple sources to offer a holistic view of disease activity. They might be reports from health care facilities, laboratory test results, pharmacy sales data, school and workplace absenteeism records even social media monitoring. rise of syndromic surveillance watching for symptoms instead of confirmed diagnoses has improved sensitivity of detection systems, enabling earlier recognition of possible outbreaks. In early COVID-19, for example, spikes in online searches for symptoms reported early in the pandemic such as “loss of smell” offered way to detect early community spread in some areas long before there was widespread testing. Advances in technology transformed surveillance capabilities. Geographic information systems (GIS) allow for mapping of cases in space, showing patterns of spread and potential for hotspots. Genomic sequencing track evolution of pathogens and is key to understanding virulence, transmissibility, and the emergence of variants that can evade immune responses or prevention efforts. international sharing of genomic data for SARS-CoV2 during the COVID-19 pandemic using platforms like GISAID enabled rapid identification of variants of concern and guided vaccine progress strategies.

Surveillance knows no national boundaries, and thus requires international collaboration. International Health Regulations (IHR) offer legal framework for reporting of certain disease outbreaks and public health events to WHO by countries. This international alert system is established in attempt to prevent international spread of disease, while minimizing impact on global traffic and trade. But success of this system relies on transparency and prompt reporting of member states something that can be complicated by political considerations, resource constraints or fear for economic repercussions. As they apply to flu, these systems function by choosing specific reporting sites or populations of interest to monitor for changes in disease activity. This is an extremely useful approach for monitoring



NOTES

ENVIRONMENTAL STUDIES AND DISASTER MANAGEMENT

seasonal influenza and other endemic diseases with known patterns. By spotting unusual hotspots in these sentinel site data, public health officials are able to see how deviations from expected baselines might indicate a new strain is emerging or an anomalous increase in disease activity. Event based surveillance fills in this gap by tracking unofficial communication channels like media reports, online forums, and social networks for signals of atypical health events, and complements traditional indicator-based approaches. Digital innovation is further expanding surveillance capabilities. Mobile health apps allow community members to report symptoms in realtime, and have created participatory surveillance networks that can span geographic areas with limited access to formal healthcare infrastructure. But artificial intelligence algorithms can sift through large datasets and discover patterns that human observer might miss, shifting goal posts for detecting early signs of threat. Combined with traditional public health surveillance techniques, these technological advances form more robust and responsive early warning systems. Surveillance needs to be connected to analytical capacity and creation of decisionmaking processes to be maximally effective. Raw data has to be translated into epidemiological intelligence that can be acted upon by taking into account population demographics, environmental circumstances and access to healthcare services. These findings feed assessments of risk that inform how resources and interventions are allocated. In particular, opensource platforms should be established for integrating data from different EOCs (emergency operations centers) during outbreaks, allowing for accelerated implementation of control measures once a threat has been identified.

The Prevention and Control: Crushing Chain of Transmission

Once pathogen is identified, stopping it becomes public health's top priority. Non pharmaceutical interventions (NPIs) are usually first line of defence when facing novel pathogen and therefore prospect of no medical counter measure is likely. These strategies seek to diminish transmission by minimizing interaction between infected and susceptible individuals or decreasing probability of infection during



NOTES

ENVIRONMENTAL STUDIES AND DISASTER MANAGEMENT

unavoidable interactions. Quarantine and isolation are among oldest tools of public health control, going back to 14th century when ships coming into Venice from plague infected ports had to sit at anchor for 40 days before coming ashore. Modern quarantine involves separating and restricting movement of people who have been exposed to contagious disease in order to monitor whether they become infected; isolation, by contrast, separates infected individuals from noninfected ones. Broadly, quarantine and isolation measures were used across world during COVID-19 pandemic, but details of their use varied widely, with in duration, enforcement mechanisms, and arrangements for supporting people who were affected. Physical distancing measures are designed to minimize close contact between people in community and reduce opportunities for transmission. They also include closing of schools and workplaces, cancellation of mass gatherings, capacity limits for public spaces and suggestions or mandates for maintaining specific distances between people. These measures require nuanced trade offs between their public health benefits and social, economic, and educational disruptions they cause. Due to COVID-19 pandemic, an unprecedented scale of implementation of physical distancing measures across world, has occurred, creating an opportunity for valuable data on effectiveness and impacts of such measures in different contexts.

A second category of control strategies consists of travel related measures that are most pertinent for containing geographically localized outbreaks or delaying for as long as possible introduction of pathogens into previously unaffected parts of world. These include entry and exit screening at borders, travel advisories or restrictions and, in extreme cases, border closures. While such precautions are rarely effective in stopping spread of highly contagious pathogens entirely, they can buy crucial time for health care systems to ramp up and for other control measures to be put into place, effectiveness of travel restrictions is nuanced, varying by timing of implementation, scope of coverage, and degree of coordination between jurisdictions. Personal protective behaviors: individual level actions that reduce risk



NOTES

ENVIRONMENTAL STUDIES AND DISASTER MANAGEMENT

of infection. HR also refers to hand hygiene, respiratory etiquette (properly covering coughs and sneezes), and personal protective equipment (PPE) like masks. The complex social dynamics of epidemic control measures in the COVID-19 pandemic and maskwearing, and see news on pandemic and other topics, at BBC Future. Encouraging these practices necessitated an understanding of their value and access to supplies, which became scarce during worldwide shortages of masks and other PPE in early stage of COVID-19 pandemic. Environmental measures target transmission via contaminated surfaces or air. These measures include increased cleaning and disinfection protocols, upgrades to ventilation systems and in some cases, installation of physical barriers or ultraviolet germicidal irradiation systems. Interrelating importance of various environmental measures changed over course of COVID-19 pandemic in accordance with evolution of scientific knowledge of routes of transmission of virus causing COVID-19 (i.e. SARS-CoV2), as well as growing evidence base for airborne transmission of SARS-CoV2 and mitigation through processes such as ventilation and air filtration.

As medical science improves in terms of comprehension and defence against particular pathogens, pharmaceutical interventions become obtainable. Vaccines are most potent weapon against infectious diseases, and vaccination campaigns have wiped out smallpox worldwide and driven other diseases such as polio to edge of eradication. Rapid progress of COVID-19 vaccines less than year elapsed between sequencing of SARS-CoV2 virus and emergency authorization of first vaccines showed speed potential of modern vaccine progress when scientific capacity and resources are deployed at scale. When given to infected people, antivirals and other therapeutic agents can decrease the severity and duration of disease and possibly decrease transmission. In early stages of novel pathogen outbreaks, for giving therapeutic response with repurposed existing medications is possible based on their mechanisms of action or in vitro activity against pathogen. For COVID-19, treatments transitioned from repurposed small molecule drugs.



NOTES

ENVIRONMENTAL STUDIES AND DISASTER MANAGEMENT

High risk individuals can receive prophylactic medications to prevent infection or disease after exposure. Chemoprophylaxis has been widely employed with malaria and HIV, and postexposure prophylaxis protocols exist for certain pathogens, with HIV, rabies, and anthrax. Preexposure prophylaxis with monoclonal antibodies gives certain individuals who cannot get or adequately respond to vaccines because of medical circumstances COVID-19 prevention option. Epidemiological effectiveness, feasibility, cost, and possible adverse effects must all be weighed in implementation of control measures together with their ethical implications. principle of proportionality implies that measures must be appropriate to risk posed by outbreak, while principle of least restrictive sense that, when there are several available senses to pursue certain public health goal, least restrictive (i.e. least harmful for individual freedoms) must be preferred. Prevention and control strategies that work effectively usually involve simultaneous combination of measures, or multi-layer protection against transmission. This “Swiss cheese model” acknowledges that no individual intervention is perfect barrier all have “holes,” aka limitations but that when they are stacked on top of each other, they offer more and better protection. specific approach will vary depending on pathogen’s characteristics, affected population, available resources, and stage of the outbreak. As outbreaks progress, balance of control measures may need to adapt to shifting epidemiological dynamics, scientific knowledge, and societal circumstances.

Distributor and Network: Expanding Healthcare Accessibility

When prevention fails and people are infected, health systems need to offer effective treatment without compromising their ability to care for people with other illnesses. Getting healthcare systems ready to respond to epidemics and pandemics involves planning for physical infrastructure, human resources, medical supplies, clinical protocols, and governance buildings. Surge capacity is ability of health care systems to quickly expand services beyond normal operating capacity in response to extraordinary demand. That works in terms of physical



NOTES

ENVIRONMENTAL STUDIES AND DISASTER MANAGEMENT

space (beds, treatment areas), staff, supplies, and systems. COVID-19 pandemic was a major test of surge capacity around the world, which in many places was overwhelmed, with intensive care beds, ventilators, and specialized staff becoming scarce at height of transmission. Capacity expansion strategies included repurposing nontraditional sites (convention centers, etc.) as temporary medical treatment centers, placing field hospitals in high need areas, delaying elective procedures and nonurgent surgeries, and bringing back retired healthcare workers. When demand outstrips capacity, triage systems are essential to offer structured approaches to allocation of limited resources according to clinical need and ability to benefit. In times of severe outbreaks, protocols for standard triage may need to be adjusted to take into account resource availability and specific characteristics of particular disease. Establishment and deployment of these “crisis standards of care” can pose deep ethical challenges that demand transparency and open dialogue with patients and public as well as with physicians and other frontliners.

Protocols for clinical management state evaluation and intervention of patients, ensuring that care delivered is based on best available evidence, while allowing for uniformity across frontliners and facilities. For new pathogens, such protocols need to adapt instantly to better understand disease and available treatments. Clinical management guidelines were progressively updated by national and international health authorities during COVID-19 pandemic as research clarified effective interventions and risk factors for severe disease. Progress of “learning health systems” that systematically capture and analyze patient data can rapidly modify treatment strategies during outbreaks. During epidemics and pandemics, the demand for medical supplies can increase rapidly and at the same time in multiple areas, making supply chain management even more important than usual. Core supplies encompass personal protective equipment, diagnostic tests, oxygen, medication and equipment like ventilators. COVID-19 pandemic exposed weaknesses in supply chains around the world, prominently dependencies on small set of manufacturing origins for critical goods.



NOTES

ENVIRONMENTAL STUDIES AND DISASTER MANAGEMENT

These challenges helped put into focus need to diversify sources of supply, establish strategic national stockpiles, and expand production capacity for essential medical supplies on domestic shores. One of top priorities during transmissible disease outbreaks is protecting healthcare workers (HCW) for their own wellbeing and to preserve healthcare manpower. These measures include provision of appropriate personal protective equipment, implementation of infection prevention and control protocols, mental health support, and prioritisation of health care workers for vaccination and prophylactic treatments when available. Nonetheless, there was wide spread infection of healthcare workers across world, and substantial numbers became severely ill and/or died; many more were exhausted or experienced psychological distress following long years of high stress working circumstances. New care delivery models will be activated that minimize transmission risk and crowd control. These services include the provision of tele health consultations, home based care with remote monitoring, and community based isolation facilities for patients who are mildly or moderately ill and cannot effectively isolate at home. swift scale up of tele health during COVID-19 pandemic showcased both possibilities of these approaches as well as regulatory and technical barriers to widespread implementation of them.

Once vaccines have been developed, vaccination programs are central part of pandemic response. There are complex logistical challenges involved with distributing and administering vaccines, with managing cold chain systems, establishing vaccination sites, training vaccinators, developing record keeping systems and ways to reach under serviced populations. When first vaccines are in short supply, prioritization frameworks will need to be developed, taking into account considerations with risk of exposure, risk of severe outcomes and essential societal functions. global COVID-19 vaccination campaign has been largest immunization effort to date, facing unprecedented challenges, with ultracold storage requirements for some vaccines and widespread vaccine hesitancy. This requires support system for these affected individuals and communities; supporting affected individuals



NOTES

ENVIRONMENTAL STUDIES AND DISASTER MANAGEMENT

and communities are not limited to direct medical care, but also broader needs that may arise overcourse of outbreaks. These encompass ensuring supply of food and other basic necessities to those in quarantine or isolation; income support for those unable to work as result of either illness or control measures; and mental health services to help deal with psychological impact of both the outbreak itself and any measures put in place to respond to it. Community based organizations are frequently essential in recognizing and responding to these demands, especially for marginalized populations who may encounter obstacles to reaching formal support systems. recovery of healthcare systems not just from technical point of view, but governance buildings that will allow politicians to make rapid and coordinated decisions and allocate resources in an emergency. Incident command systems lend definitions to frameworks of emergency management, roles, reporting relationships, and communication channels. They include regular exercises and simulations that identify gaps in preparedness and help build familiarity with emergency protocols before they are to be put into effect under duress. Creating public health emergency funds can streamline mobilization of resources when outbreaks happen, so you don't have to deal with delays that occur as part of standard budgetary procedures.

4.1.2. Communication: Towards Developing Partnership & Action

During these critical times, effective communication serves as bedrock of public health emergency response, shaping how public perceives situation, trust in government authorities, willingness to comply with recommended safety measures, and in general, impacting transmission chain by determining outcome of an outbreak. Crafting effective strategic communication starts with being careful about message content, messenger credibility, communication channels, timing, cultural appropriateness, and mechanisms for addressing misinformation. Messages developed during public health emergencies are informed by principles of risk communication. These include acknowledging uncertainty, explaining what is known and what's not, giving practical steps people can take and showing



NOTES

ENVIRONMENTAL STUDIES AND DISASTER MANAGEMENT

empathy for people impacted. Limiting information that is shared leads to distrust, and transparency onevidence base that underlies decisions and honesty about mistakes or changes in guidance helps to preserve trust as new recommendations evolve from new evidence.COVID-19 pandemic illuminated challenges when it comes to communicating altering scientific knowledge topublic, particularly around topics such as mask effectiveness and transmission pathways where guidance was upended significantly as more evidence became available.Combating misinformation and disinformation false claims, often that can spread through social media and other online platforms isgrowing imperative indigital age. Strategies include monitoring information environments to detect emerging narratives, working with technology companies to reducespread of harmful misinformation, countering frequent obfuscations by proactively addressing common misconceptions, and providing accessible sources of credible information. surge of false information during COVID-19 pandemic onvirus itself, treatments and vaccines was classified by WHO as an “infodemic” that complicated response efforts and caused preventable harm.

In fact, communicating with members of community is twoway, sharing information and hearing concerns, perceptions and needs. Collaboration with trust entrepreneurs, individuals who havestake incommunity and are trusted, can add credibility to public health messages and make them culturally sensitive. Community feedback mechanisms help identify rumors or misconceptions as well as practical barriers to implementing recommended measures and enable rapid adjustment of communication strategies and operational responses. Tailored messaging recognizes that different segments ofpopulation need different information, care about different things, and prefer to receive information in different ways. Such factors include language preferences, health literacy levels, cultural beliefs regarding health and disease, trusted information sources, and practical limitations that may hinderability to implement recommendations. Particular effort is needed to engage with hard-to-reach groups who might have insufficient access to mainstream communication or



NOTES

ENVIRONMENTAL STUDIES AND DISASTER MANAGEMENT

historical reasons for mistrust of public or health systems. Strategies that communicate public health recommendations are inherently behavioral science: they take into account the psychology of human beings and how we should respond to health behaviors. This incorporates risk perception, perceived self-efficacy, social norms and cognitive biases that impact decisionmaking. Messages that frame recommendations in terms of protecting loved ones, for instance, are likely to be more effective than those that emphasize statistical risk reduction. In similar manner, visibility of protective behaviors, establishes social norms that favour their uptake. Behavioral economics has other related ideas, such as making protective options default when possible and removing barriers to desired conduct. It is especially important to communicate clearly about rationale for public health measures that (1) incur substantial societal costs or restrictions. In explaining control measures, authorities should discuss what evidence exists for their effectiveness, as well as not only how they work to decrease transmission, but also under what circumstances they will be modified or lifted and what support is available for those adversely affected by them. Communicating broader community benefits of interventions such as vaccination individual protection plus protection of vulnerable members of community who cannot be vaccinated can promote social motivation for compliance.

Crisis and emergency risk communication (CERC) is framework of best practices for communication throughout lifecycle of an outbreak from early alert phase to recovery. Each phase in an outbreak is characterized by specific communication challenges and priorities, with establishing credibility and meeting immediate information needs at onset of an outbreak, and keeping public engaged with preventive measures as crisis fatigue sets in during an extended event. However, CERC guidelines focus more on the need for precrisis preparations like developing message templates, forming relationships with media partners, and training spokespersons before crisis hits. Media engagement strategies acknowledge power of news media shaping public awareness and understanding of threats to health. Many health



NOTES

ENVIRONMENTAL STUDIES AND DISASTER MANAGEMENT

authorities set up dedicated media teams to address unprecedented volume of inquiries and to ensure messaging was consistent across multiple platforms during Covid-19 pandemic. With social media becoming established as leading information channel for so many, traditional approaches for engaging with media have had to adapt to include engagement in these channels. Monitoring and Evaluation of Communication Efforts Continuous improvement in communication efforts can only be carried out based on evidence, as opposed to assumption. Examples include monitoring media coverage to track how widely messages are reaching public and how they are framed, surveys to assess knowledge/attitudes/practices regarding outbreak, and behavioral data to assess adherence to recommendations. Social media analysis can offer realtime assessments of what people are concerned about and what misunderstandings persist. This data should guide ongoing refinement of communication strategies in course of outbreak response.

Managing Complex responses: Coordination and Leadership

The multifaceted nature of epidemic and pandemic response demands coordinated action across sectors, jurisdictions, and levels of organization. Coordination works best when there are clear governance buildings, well stated roles and responsibilities, information dissemination mechanisms and strong leader who knows where the line is between decisiveness vs inclusivity & accountability. Examples include incident management systems, which allocate clear command buildings, prescribe standardized procedures, and create shared language and mutual aid to hereby avoid redundancies in coordination. Incident Command System (ICS), a common organizational system for public health emergencies, identifies operational roles (command, operations, planning, logistics, and finance/administration). Such systems enable scalable responses (which can scale up and down, with regards to size of incident) while preserving organizational coherence. For example, during periods of large scale events such as pandemics, incident management buildings, may be activated at several levels with local health departments,



NOTES

ENVIRONMENTAL STUDIES AND DISASTER MANAGEMENT

through national health authorities and organizations at an international level. Intersectoral response acknowledges that managing an outbreak effectively goes beyond health and involves education, transport, commerce, social services, law enforcement and more. Whole of government approaches create mechanisms for coordinating policy decisions and operational activities across government departments and agencies. During COVID-19 pandemic, countries used diversity of coordination mechanisms such as dedicated cabinet committees, cross departmental task forces and formal multiministerial consultation buildings. Effectiveness of these arrangements that did not have direct statutory authorities varied greatly, depending on existing interagency relationships, clarity of decision-making authority, and political context.

Public private partnerships play key role in strengthening response capacity by leveraging resources, expertise, and networks of the private sector. Such partnerships may include healthcare providers, pharmaceutical companies, technology companies' logistics operators and businesses in other sectors that are impacted by or are contributing to response. Such public-private collaboration was critical for COVID-19 vaccine acceleration, from efforts like Operation Warp Speed in U.S. that brought together government funding and coordination with private sector research and manufacturing capacity. Similar partnerships enabled scaling of diagnostic testing, manufacturing of personal protective equipment, and creation of digital tools for contact tracing and exposure notification. Community-based organizations are key in broader outreach, mitigating social and economic tolls of outbreak, and adapting interventions for local contexts. These organizations often have strong trust and communication channels already established within their communities, making them valuable partners in promoting protective behaviors and combating misinformation. To enable effective engagement with these organizations, establish sense of where they are best placed, offer appropriate backing aligned with their activities, and meaningful avenues for participation in shaping strategic direction or decisions.



NOTES

ENVIRONMENTAL STUDIES AND DISASTER MANAGEMENT

It's basics of international coordination that become essential in preparing for and responding to outbreaks with crossborder implications, especially those that go global and become pandemics. International Health Regulations set framework for this coordination, with WHO acting as directing and coordinating authority. While these buildings exist, significant challenges in international coordination became evident during COVID-19 pandemic, with delays in sharing information, implementation of uncoordinated travel restrictions, competition for scarce medical resources, and uneven access to vaccines and treatment. Public health emergency leadership must manage scientific uncertainty, competing interests and very public scrutiny. In face of such crisis, it is easy to imagine how effective leaders communicate a clear vision of response while remaining willing to adapt to new information as it emerges, make decisions based on available evidence while articulating what is still unknown, and demonstrate empathy toward those affected while still articulating wider public health objective. Previous studies of leadership during outbreaks have identified critical attributes such as transparency, consistency, visibility and ability to build and maintain trust that led to effective responses.

The uncertainty surrounding overlaps with challenges endemic in decision making with diseases when acute phase (of clarity) begins (i.e. in novel outbreak of disease information available around mechanisms of transmission, human and animal infectivity, and also severity and interventionability may take time to emerge). Precautionary principle holds that one should take protective action in face of possible serious harm without having to wait for complete scientific proof. But judicious application of this principle involves consideration of possible benefits and harms from different paths, taking into account any unintended consequences and opportunity costs. Processes for mobilization and allocation of resources should be created in order to direct as much money, human resources and materials as possible to places where they can do most good. These include procedures for quick acquisition of necessary supplies, deployment of emergency response personnel, and



NOTES

ENVIRONMENTAL STUDIES AND DISASTER MANAGEMENT

funding to support various components of response. Longer duration events such as pandemics necessitate sustainable financing mechanisms to operationalise response activities over time. COVID-19 pandemic triggered an unprecedented mobilization of resources around the world, with emergency budget appropriations by central governments of many countries and establishment of special financial instruments such as ACT (Access to COVID-19 Tools) Accelerator, as well as massive contributions by philanthropy. Still, limited resources were considerable challenge in many environments, especially in low and middleincome nations. monitoring and evaluation of response efforts yield vital feedback for adaptive management and accountability. This includes monitoring epidemiological indicators to evaluate effects of interventions, monitoring implementation status against operational plans, and assessing quality and coverage of response activities. After action reviews to determine lessons learned and improve preparedness and response systems for future events. Several evaluations of COVID-19 pandemic have already emerged, at global, regional, national, and local levels, with common findings identifying challenges related to early warning and response systems, coordination mechanisms, supply chains, and communication, to name a few.

Ethical Challenges in Containing an Outbreak

Ethical considerations are embedded in every element of epidemic and pandemic response, from surveillance practices to rationing of limited resources to adoption of public health measures that curtail individual liberties. It is imperative that these ethical issues be recognized and addressed, as this is critical to public trust in, and respect for, responses framed to protect population health while also respecting human dignity and rights, tension between individual rights and the common good is central ethical tension during outbreak management. Quarantine, isolation, and vaccine mandates are public health measures that serve collective protection but restrict agency by individuals to varying degrees, rationale for such limitations is often based on harm principles which argues that restrictions can be justified if they are



NOTES

ENVIRONMENTAL STUDIES AND DISASTER MANAGEMENT

necessary to prevent serious harm to others. But applying such principles requires thoughtful consideration of the degree and likelihood of harm, ability of proposed restrictions to prevent that harm, and whether less restrictive alternatives exist that could produce same public health benefits. Procedural justice refers to fairness of processes that lead to outcomes, such as transparency as to what the decisions are based on, stakeholder input, review and revision mechanisms, and accountability for outcomes. When decisionmaking processes reflect these values, they can increase legitimacy and acceptability of difficult choices, even among those who disagree with specific decisions made. Specific mechanisms through which countries enhanced procedural justice during COVID-19 pandemic included establishment of expert advisory committees with diverse membership, implementation of public consultation processes for major policy decisions such as those pertaining to lockdowns, and transparency regarding evidence that informed public health measures.

When healthcare systems struggle to meet the demand of severe outbreak, choices are especially difficult. Frameworks for rationing scarce resources such as ventilators, intensive care beds, or new therapeutics involve trade offs among many ethical considerations, with maximizing benefits prioritizing people most likely to benefit from interventions, maximizing fairness, and, in some contexts, prioritizing access for those who are essential to combating pandemic. Having transparent criteria for allocation, developed in advance of crises, ideally with input from wide range of stakeholders, can help ensure that these difficult decisions are made fairly and consistently. Disproportionate burdens on vulnerable populations during epidemics and pandemics are driven by factors ranging from increased exposure risk and decreased access to healthcare system, to economic precarity and limitations on physical distancing or self isolation. Ethically, we need to zoom in on these disparities with targeted interventions, allocate resources in ways that focus on equity as well as efficiency, and ensure that those impacted have a seat at the table in planning and decisionmaking process.



NOTES

ENVIRONMENTAL STUDIES AND DISASTER MANAGEMENT

respiratory syndrome, COV2(SARSCOV2) outbreak and disease (COVID-19) highlighted inequities in health care and host of comorbidities that led to increased rates of infection and mortality among many vulnerable groups that were overlooked during planning and implementation of response. Research ethics assume special importance in the context of new disease outbreaks, where rapid evidence generation is vital to informing effective responses. urgency of situation may place pressure on investigators to modify standard research protocols or on IRBs to expedite review processes, which raises questions about appropriate balance between speed and rigor in research. International guidelines stress that research, even during emergencies, must adhere to fundamental ethical principles such that it is conducted with informed consent, that participants are selected fairly, that risks and benefits have been weighed favorably, that there is independent review, and that enrolled subjects and affected communities are respected. In order to ensure that emergency research can begin as quickly as possible while still maintaining ethical standards, preapproved protocols and review processes can be established.

Surveillance and contact tracing activities raise privacy and confidentiality issues. During COVID-19 pandemic, digital tools designed for these ends, such as proximity tracking applications and exposure notification systems, were widely debated to spur adequate protections for personal data. Data minimization (collecting only as much data as necessary for public health purposes); purpose limitation (using data only for stated public health objectives); implementing security measures to prevent unauthorized access; transparency about data practices; and sunset provisions to terminate ongoing data collection and destroy or anonymize data retained beyond what is necessary to respond to an outbreak. Ethical dilemmas arise across borders when outbreaks impact multiple countries with different resources, capacities, and ethical scaffolding. International collaboration in sharing pathogen isolates, research, and medical countermeasures raises issues of equitable sharing of benefits and



NOTES

ENVIRONMENTAL STUDIES AND DISASTER MANAGEMENT

burdens among countries. global health solidarity framework argues for moral obligations not only to support countries affected by infectious disease outbreaks, but also to ensure equitable access to lifecyclesaving interventions needed to control deadly outbreaks, no matter where they emerge, or where capital is to develop countermeasures. COVID-19 pandemic driven initiatives such as COVAX Facility behind these principles as step, however, inequitable access to vaccines was observed at global level even after administration of COVAX Facility. Healthcare workers and public health professionals are guided by professional ethics in their outbreak conduct. Although the obligation to treat patients is clear, many ethical frameworks cite limits to this obligation, with level of risk, access to protection measures, and vulnerability due to personal circumstances such as health circumstances. Also, institutions have reciprocal responsibilities to reduce risks to health care professionals via adequate protective equipment, training, and support services. Ethical concerns also exist for public health practitioners making policy recommendations, with obligations to ground recommendations in best available evidence, recognize uncertainties, consider potential impacts on various segments of population, and remain free from political pressure.

Ensuring Readiness and Resilience: Fostering Spontaneous Crisis Management

Preparedness efforts undertaken ahead of outbreaks are significantly responsible for effectiveness of epidemic and pandemic responses. Returns from investments in preparedness are gained not solely through improved capacity to respond to infectious disease emergencies but also through health systems that are healthier, stronger and more responsive in times of nonemergencies. Public health emergency powers and responsibilities are grounded in legal and regulatory frameworks. These include laws codifying authorities that can be invoked during emergency situations, rules for quarantine and isolation, liability protections for health care workers and vaccine manufacturers in emergencies, and tools for expedited approval of medical counter measures. These frameworks are also reviewed and



NOTES

ENVIRONMENTAL STUDIES AND DISASTER MANAGEMENT

updated regularly to remain relevant to new threats and reflect advances in science and ethics. Some jurisdictions have opted to update and revise laws governing public health emergencies to prepare for next pandemic. Planning processes translate preparedness concepts into actionable plans that bridge the gap from concept to response when an emergency happens. pandemic plans are comprehensive by covering various pillars such as surveillance, laboratory capacity, healthcare surge capacity, nonpharmaceutical intervention, medical countermeasures, risk communication, and coordination mechanism. Integrated planning processes involve stakeholders from multiple sectors, as well as different levels of government and community members. Joint plans should get tested regularly via exercises and updated on lessons learned from both exercises as well as actual events.

Drills and exercises create familiarity with emergency measures and help to pinpoint deficiencies in readiness before actual emergencies arise. These vary from tabletop discussions that focus on chains of decision making to full blown exercises that test operational responses. best exercises involve multiple organizations and sectors that would need to coordinate during real life cycle emergencies, providing opportunities to test interagency communication and collaboration. After action reviews following exercises should produce clear, actionable recommendations for improving preparedness, with clear assignment of responsibility for implementing these recommendations. Laboratory networks capable of performing rapid diagnostic testing, pathogen characterization, and research support are vital component of preparedness infrastructure. Significantly, these networks often comprise public health laboratories, clinical laboratories, academic research facilities, and reference laboratories that offer specialized testing services. This investment in laboratory capacity encompasses not just physical infrastructure and equipment, but trained personnel, quality management systems, biosafety and biosecurity protocols, and information systems that allow results to be quickly shared with public health authorities. When pandemics such as COVID-19 arise, countries



NOTES

ENVIRONMENTAL STUDIES AND DISASTER MANAGEMENT

with strong laboratory networks are able to implement testing more efficiently and swiftly, achieving earlier detection and targeted containment. These failures demonstrated importance of healthcare system preparedness, which includes surge capacity, stockpiling needed supplies, training staff in emergency preparedness and infection control, and developing crisis standards of care protocols in event of public health emergency. Collaboration is coordinated and resource sharing is facilitated through healthcare coalitions that connect health care systems (hospitals, emergency medical services, public health agencies, and other healthcare entities) in geographic regions. Financial mechanisms to ensure that health care offerings are supported during emergencies are also needed; normal reimbursement systems may not be adequate when facilities need to rapidly reconfigure services, or if care is being neglected in some settings during pandemic.

Because R&D efforts focused on priority pathogens can accelerate availability of medical counter measures, such efforts can help close FFPOs and eliminate backlog. WHO R&D Blueprint designates pathogens with epidemic potential for priority focus, which sense it encourages developers to invest in diagnostic tests, vaccines and therapeutics before an outbreak happens. Such platform technologies, which allow for rapid adaptation to target new pathogens, are of particular value for pandemic preparedness. Fast tracked COVID-19 vaccines were based on years of earlier work on coronavirus spike proteins and messenger RNA vaccine platforms, highlighting value of sustained investment in basic and applied research pertinent to epidemic threats. Shortages of critical medical supplies during COVID-19 pandemic have triggered widespread recognition that supply chain resilience is an essential component of preparedness. These might include diversifying sources of critical supplies, building up domestic manufacturing capacity for essential items, establishing and maintaining strategic stockpiles, implementing inventory management systems with visibility across supply chain, and establishing surge manufacturing agreements, jumpstarted in emergencies. Warm base



NOTES

ENVIRONMENTAL STUDIES AND DISASTER MANAGEMENT

manufacturing refers to approach of keeping just in time production of high priority items ticking over just enough to keep relevant skills, knowledge and equipment available for when they are needed and for efforts to be rapidly scaled up when they are in demand. Community resilience recognizes that effective responses require not only capacity of governmental and healthcare systems but also capacity of communities to endure, adapt, and recover from health emergencies community resilience recognizes that an effective response does not depend only on capacity of governmental and healthcare systems but also on capacity of communities to withstand, adapt to, and recover from health emergencies. For example, community resilience can be impacted by social cohesion and networks of mutual support, economic resources and safety nets, effective local leadership, access to reliable information, and experience of successfully navigating previous challenges. It was further noted that community preparedness activities can improve these factors through activities such as community emergency response training, neighborhood support networks, and involvement of nonprofit organizations in emergency planning processes. Each uses financial preparedness mechanisms that allow funds to be quickly mobilized when outbreaks occur, without delays associated with normal budgetary processes. These include: emergency contingency funds for countries and international community; contingent emergency lending facilities prenegotiated with progress banks; parametric insurance agreements that disperse funds when predetermined parameters are met; and reserve budgets in health ministries and health care organizations. Preparedness governance creates explicit responsibility for developing and sustaining readiness to respond to public health emergencies. This includes designation of bodies responsible for assessing preparedness across all levels of government, routine standardised metric-based assessments of preparedness, public reporting of preparedness status and mechanisms for addressing identified gaps. Assessing country capacities are critical initial step for effective action, and international frameworks such as Joint External Evaluation (JEE) tool offer



NOTES

ENVIRONMENTAL STUDIES AND DISASTER MANAGEMENT

structured and standardized approaches for doing so around strengths and shortcomings of country level capacities that are basis of International Health Regulations, allowing for greater transparency, targeted technical assistance to fill gaps and, ultimately, reductions of vulnerabilities.

4.1.3. NonCommunicable Diseases (NCDs) With Special Reference to Cardiovascular Disease.

Noncommunicable diseases (NCDs) are diseases and ailments that are not due to infections and they are not transmissible from one person to another. They are mostly chronic in nature and include cardiovascular diseases, cancer, chronic respiratory diseases, and diabetes. NCDs are most common cause of death worldwide, and their burden is rising. Cardiovascular diseases (CVDs) are a group of disorders affecting heart and blood vessels with heart disease, stroke, high blood pressure and heart attack. In general, these are interlinked with unhealthy lifestyle practices like poor diet, lack of physical activity, smoking and drinking.

Risk Factors: High cholesterol, high blood pressure, smoking, obesity, diabetes, poor diet and lack of exercise.

Focus: Cardiovascular diseases remain number one cause of death in world, accounting for over 30% of global mortality.

Prevention and control: Major strategies in public health management of CVDs includes lifestyle changes like advocating healthy diets, improving exercise, reducing smoking, and increasing access to health services for early diagnosis and treatment.

4.1.4. Communicable Diseases

Bacteria, viruses, or parasites are type of infectious agents that cause communicable diseases, which are illnesses that can be spread from individual to individual. Early detection and containment, vaccination, and treatment are main stays of public health management of communicable diseases. Some examples of communicable diseases are COVID-19, flu, hepatitis, AIDS, and tuberculosis.

COVID-19:



NOTES

ENVIRONMENTAL STUDIES AND DISASTER MANAGEMENT

The **COVID-19 pandemic**, caused by SARSCoV2 virus, first emerged in December 2019 in China and rapidly spread acrossworld, becoming one ofmost significant global health crises of21st century.

Transmission:

- COVID-19 spreads primarily through respiratory droplets produced when an infected person coughs, sneezes, or talks.
- It can also spread by touching surfaces contaminated withvirus and then touchingface (mouth, eyes, or nose).

Public Health Response:

- **Prevention:** Social distancing, maskwearing, quarantine measures, and vaccination campaigns.
- **Control:** Largescale testing, contact tracing, and treatment protocols.
- **Treatment:** Hospital care for severe cases, use of antiviral drugs, and respiratory support for patients.

Vaccine Progress: Major public health success wasrapid progress of multiple vaccines that helped curbglobal spread of COVID-19. Vaccines have playedcrucial role in reducingseverity and mortality associated withvirus.

The Flu (Influenza)

Influenza, orflu, iscontagious viral infection that primarily affectsrespiratory system. It is characterized by fever, chills, sore throat, body aches, and fatigue.flu virus is highly contagious and can spread quickly, especially during seasonal outbreaks.

Transmission:

- The flu spreads through respiratory droplets when an infected person coughs, sneezes, or talks.
- It can also spread through contact with contaminated surfaces.

Impact:

- The flu causes seasonal epidemics, with higher transmission rates incolder months.
- Severe cases, particularly amongelderly, children, and those with underlying circumstances, can lead to hospitalization and death.



NOTES

ENVIRONMENTAL STUDIES AND DISASTER MANAGEMENT

Public Health Response:

- **Vaccination:** Most effective measure for flu prevention is annual flu vaccine.
- **Antiviral Medications:** Used to treat flu in its early stages, particularly for high-risk individuals.
- **Hygiene Practices:** Promoting hand hygiene, respiratory hygiene (covering coughs and sneezes), and avoiding close contact with infected individuals.

Hepatitis

Hepatitis refers to inflammation of the liver, commonly caused by viral infections, particularly hepatitis A, B, C, D, and E. Chronic hepatitis B and C infections can lead to cirrhosis and liver cancer.

Transmission:

- **Hepatitis** is typically transmitted through contaminated food or water (fecal-oral route).
- **Hepatitis B and C** are transmitted through blood, sexual contact, or from mother to child during childbirth.

Impact:

- Hepatitis can range from mild, self-limiting infections (hepatitis A) to chronic liver disease and liver cancer (hepatitis B and C).
- Hepatitis B and C cause a significant number of liver-related deaths each year, with millions of people worldwide living with chronic infections.

Public Health Response:

- **Vaccination:** Vaccines are available for hepatitis A and B.
- **Screening and Diagnosis:** Regular screening for hepatitis B and C in high-risk populations to prevent liver damage and transmission.
- **Antiviral Treatment:** Antiviral drugs for hepatitis B and C to reduce viral load and prevent progression to cirrhosis or cancer.

AIDS (Acquired Immuno deficiency Syndrome)

AIDS is a condition caused by **HIV virus** (Human Immunodeficiency Virus), which attacks the immune system, making individuals vulnerable to infections and certain cancers.



NOTES

ENVIRONMENTAL STUDIES AND DISASTER MANAGEMENT

Transmission:

- HIV is transmitted through unprotected sexual contact, sharing of needles, blood transfusions, and from mother to child during childbirth or breastfeeding.

Impact:

- HIV leads to gradual weakening of immune system, making individuals susceptible to opportunistic infections.
- While there is no cure for HIV, antiretroviral therapy (ART) helps manage virus and allows people to live longer and healthier lives.

Public Health Response:

- **Prevention:** Promoting safe sex, needle exchange programs, and HIV testing.
- **Antiretroviral Treatment:** ART helps reduce viral load, prevent progression of HIV to AIDS, and lower transmission risk.
- **Awareness Campaigns:** Public health efforts focus on increasing awareness about HIV transmission, prevention, and treatment options.

Tuberculosis (TB)

Tuberculosis (TB) is a contagious bacterial infection caused by *Mycobacterium tuberculosis*. It primarily affects lungs, but it can also impact other parts of the body, such as kidneys, spine, or brain.

Transmission:

- TB is transmitted through air when an infected person coughs, sneezes, or talks.

Impact:

- TB can lead to severe lung damage, and if left untreated, it can be fatal.
- Multidrug-resistant TB (MDR-TB) is a growing concern, where bacteria become resistant to common anti-TB drugs.

Public Health Response:

- **Prevention:** Bacillus Calmette-Guérin (BCG) vaccination, particularly in countries with high TB prevalence.



NOTES

ENVIRONMENTAL STUDIES AND DISASTER MANAGEMENT

- **Treatment:** Standard TB treatment involves long course of antibiotics. MDR TB requires more specialized drugs.
- **Screening and Early Detection:** Regular screening for TB in high risk populations to ensure early treatment and reduce transmission.

Dynamics of Disease Transmission

Understanding dynamics of disease transmission is critical for public health management. Key factors influencing disease spread include:

1. **Pathogen Characteristics:** Virulence and transmissibility of pathogen (e.g., how easily it spreads and its ability to cause severe illness).
2. **Environmental Factors:** Climate, population density, and infrastructure play role in disease transmission.
3. **Human Behavior:** Hygiene practices, vaccination uptake, and access to healthcare can impact disease spread.
4. **Host Immunity:** Immune system's ability to fight off infections can determine severity and duration of disease.

Public health management relies on understanding these dynamics to implement effective prevention, treatment, and control measures.

Public health management involves multifaceted approach to tackling both communicable and noncommunicable diseases. Epidemics and pandemics require rapid responses, while chronic diseases like cardiovascular diseases and HIV demand longterm prevention and treatment strategies. Continued success of public health efforts depends on cooperation, education, research, and resource allocation to address diverse challenges posed by infectious and noninfectious diseases.

4.1.5. Summary

Public health management involves the planning, implementation, and evaluation of policies and programs that improve the health of populations. A key part of public health is the prevention and control of both communicable diseases—such as tuberculosis, HIV/AIDS, and malaria—and non-communicable diseases (NCDs) like diabetes, cardiovascular diseases, and cancer. Communicable diseases are typically caused by infectious agents and can spread from person to



NOTES

ENVIRONMENTAL STUDIES AND DISASTER MANAGEMENT

person, while NCDs are often linked to lifestyle factors such as poor diet, lack of physical activity, and tobacco use. Effective public health strategies include vaccination programs, health education, screening, disease surveillance, and promoting healthier lifestyles to reduce the overall disease burden and improve quality of life.

SELF ASSESSMENT QUESTIONS

A. Multiple Choice Questions (MCQs)

1. Which of the following is a non-communicable disease?

- a) Influenza
- b) Tuberculosis
- c) Diabetes
- d) Cholera

2. Which agency primarily handles public health at a global level?

- a) IMF
- b) WHO
- c) WTO
- d) UNHCR

3. A vaccine is primarily used to prevent which type of disease?

- a) non-communicable diseases
- b) Genetic disorders
- c) Communicable diseases
- d) Nutritional deficiencies

4. Which of the following is a common public health intervention for NCDs?

- a) Antibiotic treatment
- b) Quarantine
- c) Lifestyle modification programs
- d) Vector control



NOTES

ENVIRONMENTAL STUDIES AND DISASTER MANAGEMENT

5. Which of these is an example of a communicable disease control measure?

- a) Blood pressure screening
- b) Insulin therapy
- c) Hand hygiene promotion
- d) Radiotherapy

Answer keys: 1. c) Diabetes, 2. b) WHO, 3. c) Communicable diseases, 4. c) Lifestyle modification programs, 5. c) Hand hygiene promotion

B. Short Answer Questions

1. What is the difference between communicable and non-communicable diseases?
2. Name two strategies used in public health to prevent communicable diseases.
3. Mention two risk factors for non-communicable diseases.

C. Long Answer Questions

1. Explain the role of public health management in controlling communicable diseases.
2. Discuss the major causes, prevention, and control of non-communicable diseases.
3. Describe integrated public health strategies to manage both communicable and non-communicable diseases in developing countries.



NOTES

ENVIRONMENTAL STUDIES AND DISASTER MANAGEMENT

UNIT -4.2. TRANSMISSION

Disease transmission represents complex and critical aspect of epidemiology, encompassing intricate mechanisms by which infectious agents spread between hosts.

Understanding transmission is fundamental to controlling and preventing prolife cycleration of infectious diseases, ultimately safe guarding public health.

This comprehensive exploration delves into multifaceted nature of disease transmission, examining its modes, mechanisms, and mitigation strategies.

4.2.1. Modes of Transmission: Direct and Indirect Pathways

Direct Transmission

Direct transmission occurs when an infectious agent is transferred immediately from one individual to another through direct physical contact or close proximity. This mode of transmission involves several critical mechanisms:

1. Physical Contact Transmission Physical contact represents most immediate form of direct transmission. This can occur through:
 - Skintoskin contact
 - Sexual transmission
 - Transmission during childbirth
 - Direct contact with bodily fluids or infectious secretions
2. Droplet Transmission Respiratory droplets expelled during coughing, sneezing, talking, or breathing can directly transmit pathogens. These droplets typically travel short distances, usually less than one meter, and can carry viral or bacterial particles directly to another host's mucous membranes.

Indirect Transmission

Indirect transmission involvestransfer of infectious agents through intermediate mechanisms or vehicles. This mode encompasses several sophisticated pathways:

1. Fomite Transmission Inanimate objects contaminated with infectious agents can serve as transmission vehicles. Common fomites include:



NOTES

ENVIRONMENTAL STUDIES AND DISASTER MANAGEMENT

- Doorknobs
 - Medical equipment
 - Shared personal items
 - Surfaces in public spaces
2. Vector Borne Transmission :Biological vectors like insects or other organisms can transport and transmit infectious agents. Examples include:
- Mosquitoes transmitting malaria
 - Ticks carrying Lyme disease
 - Fleas spreading plague
3. Airborne Transmission Microscopic infectious particles can remain suspended in air for extended periods, potentially traveling significant distances. These particles are typically smaller and can remain viable for longer durations compared to droplet transmission.
4. Vehicle Borne Transmission Contaminated substances like water, food, or blood can serve as transmission mediums. This mechanism is particularly prevalent in:
- Waterborne diseases
 - Foodborne illnesses
 - Transfusionrelated infections

Events Following Infection

Pathogen Entry and Initial Interaction

When pathogen enters host, several critical events unfold:

1. The infectious agent attempts to penetrate host defenses, seeking suitable environments for reproduction and survival. This involves:
 - Overcoming physical barriers
 - Evading initial immune responses
 - Establishing foot hold within host tissues
2. The host's immune system initiates complex mechanisms to identify and neutralize invading pathogen. This process involves:
 - Pattern recognition receptors



NOTES

ENVIRONMENTAL STUDIES AND DISASTER MANAGEMENT

- Inflammatory responses
 - Cellular and humoral immune mechanisms
3. Successful pathogens multiply rapidly, exploiting host cellular resources and creating circumstances conducive to their survival and spread.

4.2.2. Immunity: Multifaceted Defense Mechanism

Classification of Immunity

1. Active vs. Passive Immunity

Active Immunity:

- Developed through direct exposure to an antigen
- Involves host's immune system generating specific antibodies
- Typically offers longlasting protection
- Can be natural (through infection) or artificial (through vaccination)

Passive Immunity:

- Involves receiving preformed antibodies from another source
- Offers immediate but temporary protection
- Examples include maternal antibodies transferred to newborns
- Artificially administered through immunoglobulin treatments

2. Innate vs. Acquired Immunity

Innate Immunity:

- First line of defense
- Nonspecific and immediate
- Includes physical barriers, inflammatory responses, and generalized immune mechanisms
- Present from birth
- Includes:
 - Skin and mucous membranes
 - Phagocytic cells
 - Inflammatory responses
 - Complement system

Acquired Immunity:

- Develops after exposure to specific pathogens
- Highly specific and targeted



NOTES

ENVIRONMENTAL STUDIES AND DISASTER MANAGEMENT

- Involves adaptive immune responses
- Can develop memory for future pathogen encounters
- Includes:
 - Tlymphocyte responses
 - Blymphocyte antibody production
 - Cellular and humoral immune mechanisms

Herd Immunity

Herd immunity represents population level defense mechanism where significant proportion of individuals become immune to specific pathogen, thereby reducing overall transmission potential.

Key Characteristics:

- Protects vulnerable populations unable to develop individual immunity
- Achieved through widespread vaccination or prior infection
- Threshold varies depending on pathogen infectiousness
- Critical for controlling epidemic spread

Incubation Period: Understanding Disease Progression

The incubation period represents time between pathogen entry and initial symptom manifestation. Critical considerations include:

1. Variability Factors
 - Pathogen type
 - Host immune status
 - Viral load
 - Environmental circumstances
2. Significance in Epidemiological Control
 - Determines potential transmission windows
 - Guides quarantine and isolation strategies
 - Helps predict outbreak dynamics

Prevention of Epidemics and Pandemics

Comprehensive Prevention Strategies

1. Surveillance and Monitoring
 - Continuous pathogen tracking
 - Early detection systems
 - Global communication networks



NOTES

ENVIRONMENTAL STUDIES AND DISASTER MANAGEMENT

2. Rapid Response Mechanisms
 - Coordinated international health protocols
 - Emergency preparedness plans
 - Flexible intervention strategies
3. PopulationLevel Interventions
 - Social distancing
 - Travel restrictions
 - Mass testing and screening

Preventing Measures: Holistic Approach

Quarantine Strategies

Quarantine representscritical intervention for controlling disease spread:

- Isolates potentially infected individuals
- Prevents transmission during incubation periods
- Requires careful implementation and support systems

Sanitization Protocols

Comprehensive sanitization involves:

- Environmental decontamination
- Surface disinfection
- Waste management
- Personal and institutional hygiene practices

Personal Protective Measures

1. Hand Hygiene
 - Proper handwashing techniques
 - Alcoholbased hand sanitizers
 - Frequency and duration of hand cleaning
2. Protective Devices
 - Masks and respirators
 - Personal protective equipment (PPE)
 - Appropriate selection and usage guidelines

Vaccination: Cornerstone of Disease Prevention

Vaccination Principles

Vaccines representsophisticated medical intervention:

- Stimulate immune system



NOTES

ENVIRONMENTAL STUDIES AND DISASTER MANAGEMENT

- Generate protective antibodies
- Prevent severe disease manifestations

Types of Vaccines

- Live attenuated vaccines
- Inactivated vaccines
- Subunit and conjugate vaccines
- mRNA vaccines
- Viral vector vaccines

Vaccination Strategies

- Individual immunization
- Mass vaccination campaigns
- Targeted population interventions
- Global immunization programs

Vaccine Progress Process

- Exploratory stage
- Preclinical research
- Clinical trials
- Regulatory approval
- Ongoing monitoring

Disease transmission represents complex, dynamic process involving intricate interactions between pathogens, hosts, and environments. Comprehensive understanding and strategic interventions are crucial for effective disease management and public health protection.

Successful transmission control requires:

- Robust scientific knowledge
- Advanced technological interventions
- Coordinated global responses
- Continuous research and adaptation

By integrating sophisticated surveillance, prevention, and intervention strategies, we can mitigate risks associated with infectious disease transmission and protect global population health.

4.2.3. Control Measures

Control measures are essential strategies in managing spread of diseases, particularly infectious diseases, and improving overall health



NOTES

ENVIRONMENTAL STUDIES AND DISASTER MANAGEMENT

and wellbeing of populations. These measures involve combination of public health interventions aimed at preventing, detecting, and controlling transmission of disease. This section outlines various control measures with surveillance, isolation, contact tracing, lifestyle management, and importance of diet, sleeping habits, physical exercise, and yoga in disease prevention and management.

Surveillance

Surveillance refers to continuous, systematic collection, analysis, and interpretation of health data, typically used to monitor occurrence and spread of diseases. Surveillance plays crucial role in public health management as it helps identify emerging health threats, track outbreaks, and evaluate effectiveness of intervention strategies.

Types of Surveillance:

Public Health Surveillance: Public health surveillance stands as one of cornerstones of modern preventive medicine and epidemiology. It represents systematic collection, analysis, interpretation, and dissemination of health data essential for planning, implementing, and evaluating public health practices. Effectiveness of public health interventions, emergency responses, and policy decisions heavily depends on quality and timeliness of surveillance data. As health threats continue to evolve in our increasingly interconnected world, understanding various surveillance methodologies becomes paramount for protecting population health. Foundation of all public health action rests upon reliable information. Without accurate surveillance data, health authorities would be operating blindly, unable to detect emerging threats or evaluate impact of interventions. Surveillance systems serve as early warning mechanisms that allow for rapid response to outbreaks, monitoring of disease trends, and evaluation of effectiveness of public health programs. They function as eyes and ears of public health, providing crucial intelligence that guides resource allocation and strategic planning.

Passive Surveillance: Passive surveillance represents most traditional and widely implemented approach to health monitoring globally. In this system, healthcare providers, laboratories, and other reporting entities



NOTES

ENVIRONMENTAL STUDIES AND DISASTER MANAGEMENT

submit reports on specific diseases or health circumstances to public health authorities according to established protocols and legal requirements. defining characteristic of passive surveillance is that flow of information depends on initiative of reporting source rather than health authority actively seeking out data. strength of passive surveillance lies in its broad coverage and established infrastructure. In many countries, notifiable disease reporting systems have been in place for decades, creating standardized mechanism for tracking numerous circumstances of public health importance. Healthcare providers, from small rural clinics to major urban hospitals, participate in this system, creating wide net that can capture health events across diverse populations and geographic areas. routine nature of passive surveillance makes it sustainable for long term monitoring of endemic diseases and chronic circumstances. However, passive surveillance systems face several notable challenges. Perhaps most significant limitation is underreporting, which occurs when healthcare providers fail to report cases due to time constraints, lack of awareness of reporting requirements, concern about patient confidentiality, or simple oversight. Studies have shown that actual incidence of many notifiable diseases significantly exceeds reported cases. For instance, foodborne illness surveillance often captures only fraction of actual cases, as many affected individuals don't seek medical care, and even when they do, healthcare providers may not report cases to public health authorities. multistep process from patient presentation to clinical diagnosis, laboratory confirmation, report completion, and finally submission to public health authorities introduces delays that can impede rapid response to outbreaks. In context of fast-moving infectious disease outbreaks, these delays can significantly impact effectiveness of control measures. Furthermore, quality and completeness of passive surveillance data vary considerably depending on resources, training, and commitment of reporting entities.

Despite these limitations, passive surveillance remains backbone of public health monitoring in most countries. Its continuous operation offers valuable baseline data on disease trends, helping to detect



NOTES

ENVIRONMENTAL STUDIES AND DISASTER MANAGEMENT

unusual patterns that may signal outbreaks. system is particularly effective for monitoring diseases with clear clinical presentations, established diagnostic criteria, and when healthcare offerrs are welleducated about reporting requirements. Examples include vaccine preventable diseases like measles, notifiable infections such as tuberculosis, and certain chronic circumstances like cancer through registry reporting.

Active Surveillance: Active surveillance represents more intensive approach to health monitoring, where public health authorities take initiative to seek out health information rather than waiting for reports to be submitted. Public health staff actively contact healthcare offers, laboratories, schools, workplaces, or other potential sources of health information to identify cases of specific circumstances. This approach is typically implemented when there'sneed for comprehensive, timely data on particular health issues, especially during outbreak investigations or for rare but serious circumstances. methodologies employed in active surveillance vary widely depending on health condition being monitored and resources available. They may include regular telephone calls to healthcare facilities, site visits to review medical records, surveys of healthcare offer, or direct outreach to communities. During outbreaks, public health teams might be deployed to affected areas to actively search for cases, interview patients, and collect specimens for laboratory testing. For certain high consequence pathogens like Ebola or polio, active case finding in communities becomes an essential component of containment strategies. primary advantage of active surveillance is its enhanced sensitivity and timeliness. By proactively seeking information, public health authorities can detect cases that might otherwise go unreported in passive systems. This approach substantially reduces reporting delays, allowing for faster recognition of outbreaks and timelier implementation of control measures. Active surveillance also typically yields more complete data, as public health staff can ensure that all relevant information is collected according to standardized protocols.



NOTES

ENVIRONMENTAL STUDIES AND DISASTER MANAGEMENT

However, active surveillance comes with significant resource requirements. need for dedicated staff, transportation, communication infrastructure, and data management systems make active surveillance considerably more expensive than passive approaches. Due to these resource constraints, active surveillance is usually targeted and timelimited, focused on specific health circumstances, geographic areas, or population groups of particular concern. It's often deployed during outbreak investigations, for monitoring introduction of new pathogens, or for diseases targeted for elimination or eradication. Active surveillance plays crucial role in global health security initiatives. For example, Global Polio Eradication Initiative relies heavily on active surveillance for acute flaccid paralysis to detect any potential cases of polio in countries approaching elimination status. In context of emerging infectious diseases, active surveillance in healthcare facilities can help identify novel pathogens or unusual presentations that might signal beginning of an outbreak.

Sentinel Surveillance: Sentinel surveillance represents specialized approach that balances comprehensive coverage of passive systems with data quality advantages of active methods. This strategy involves establishing network of selected healthcare facilities, laboratories, or officers who agree to report detailed information on specific health circumstances. These sentinel sites are carefully chosen to be representative of broader population or to serve specific high-risk groups, providing window into health trends without need to monitor every healthcare facility. selection of sentinel sites follows strategic criteria to ensure data collected is valuable for public health decisionmaking. Geographic representation is essential, with sites distributed across urban and rural areas and different regions of country. Population characteristics are also considered, ensuring that different socioeconomic groups, age distributions, and ethnic communities are represented. Additionally, capacity and willingness of sites to consistently collect and report high quality data impact their selection. Sites typically include mix of primary care practices, emergency departments, specialty clinics, and laboratories, depending



NOTES

ENVIRONMENTAL STUDIES AND DISASTER MANAGEMENT

on health circumstances being monitored. Sentinel surveillance systems collect more detailed information than typical passive surveillance, often with clinical data, laboratory results, risk factors, and treatment outcomes. reporting protocols are usually more structured, with standardized case definitions and data collection forms. Public health authorities maintain closer relationships with sentinel sites, providing training, feedback, and sometimes additional resources to support their participation. This collaborative approach enhances data quality and reporting consistency. influenza sentinel surveillance network exemplifies this approach globally. Selected healthcare offers report detailed information on influenza like illness, with symptoms, vaccination status, and specimens for laboratory testing. This system allows for monitoring of influenza activity, identification of circulating strains, and evaluation of vaccine effectiveness without requiring every healthcare offerr to report every case of respiratory illness. Similar sentinel systems exist for other circumstances, with sexually transmitted infections, antimicrobial resistance, and adverse events following immunization. advantages of sentinel surveillance include improved data quality, costeffectiveness, and sustainability. By focusing resources onlimited number of reporting sites, public health authorities can invest in training, supervision, and feedback mechanisms that enhance data reliability. close relationship between health authorities and sentinel sites facilitates rapid communication during emergencies and allows for adjustments to reporting requirements as health priorities evolve.

However, sentinel surveillance has inherent limitations.data collected may not be fully representative ofentire population, particularly if sentinel sites are concentrated in urban areas or more affluent communities. system may miss localized outbreaks that don't affectsentinel sites. Additionally, because sentinel surveillance doesn't attempt to capture all cases, it generally cannot offer precise incidence or prevalence figures forentire population, though statistical methods can be used to estimate these parameters from sentinel data. Despite these limitations, sentinel surveillance serves as an efficient



NOTES

ENVIRONMENTAL STUDIES AND DISASTER MANAGEMENT

compromise between broad coverage of passive systems and intensive resource requirements of active surveillance. It's particularly valuable for circumstances where trends and patterns are more important than absolute case counts, or where detailed clinical and laboratory information enhances understanding of disease dynamics. flexibility of sentinel systems also allows for rapid adaptation to emerging health threats, with existing networks sometimes repurposed to monitor new circumstances as they arise.

Syndromic Surveillance: Syndromic surveillance represents an innovative approach that shifts focus from specific diagnosed diseases to patterns of symptoms or health seeking behaviors. Rather than waiting for confirmed diagnoses, which can introduce significant delays, syndromic surveillance monitors prediagnostic indicators that might signal an outbreak or public health emergency. These indicators include emergency department visits for specific symptoms, sales of over-the-counter medications, school or workplace absenteeism, calls to health advice lines, and internet search patterns related to health concerns. conceptual foundation of syndromic surveillance lies in identifying unusual patterns in these prediagnostic indicators before traditional surveillance systems detect confirmed cases. For instance, sudden increase in emergency department visits for gastrointestinal symptoms might indicate foodborne outbreak or water contamination event. Similarly, spike in purchases of cough medications and antipyretics in specific geographic area could signal beginning of an influenza outbreak. power of syndromic surveillance comes from its timeliness by monitoring these early indicators, public health authorities gain valuable days for investigation and response. Modern syndromic surveillance systems leverage advanced information technology for realtime or near realtime data collection and analysis. Electronic health records offer automated feeds of emergency department chief complaints and certain diagnosis codes. Retail pharmacy networks share anonymized data on medication sales. School districts report absenteeism rates, sometimes with information on reported symptoms. These diverse data streams flow into centralized



NOTES

ENVIRONMENTAL STUDIES AND DISASTER MANAGEMENT

systems where statistical algorithms detect anomalies that warrant further investigation.

The implementation of syndromic surveillance expanded significantly following 2001 anthrax attacks in United States, which highlighted need for early detection systems for bioterrorism events. However, its utility extends well beyond bioterrorism preparedness. Syndromic surveillance now forms an integral component of routine public health practice, contributing to detection and monitoring of seasonal influenza, foodborne outbreaks, heat related illnesses during extreme weather events, and even health impacts of mass gatherings like sporting events or festivals. COVID-19 pandemic demonstrated value of syndromic surveillance on global scale. In many countries, monitoring of emergency department visits for respiratory symptoms and fever offered early indications of community transmission. Some systems incorporated new data streams specific to COVID-19, such as reports of loss of taste or smell, flexibility to adapt to emerging threats represents one of key strengths of syndromic surveillance approaches. Despite its advantages, syndromic surveillance faces several challenges. nonspecific nature of data sense that increases in syndromic indicators don't always correspond to actual outbreaks, leading to potential false alarms that require investigation sensitivity and specificity of syndromic systems vary considerably depending on syndrome being monitored and data sources used. Additionally, changes in healthcare seeking behavior, such as during publicized disease outbreak, can affect syndromic indicators independently of actual disease incidence.

Integration of syndromic surveillance with traditional disease specific surveillance enhances value of both approaches. Syndromic systems offer early warning and situational awareness, while traditional surveillance contributes confirmation of specific pathogens and detailed epidemiological information. Together, they create more comprehensive picture of population health and emerging threats.

Integrated Surveillance Systems: As public health challenges become increasingly complex, there has been growing recognition of need for



NOTES

ENVIRONMENTAL STUDIES AND DISASTER MANAGEMENT

integrated surveillance systems that combine multiple methodologies to offer more comprehensive understanding of health threats. Rather than viewing different surveillance approaches as mutually exclusive, modern public health practice incorporates elements of passive, active, sentinel, and syndromic surveillance into coordinated systems that maximize strengths of each method while minimizing their individual limitations.

Integrated surveillance systems operate across multiple levels, from local to global. At community level, syndromic surveillance might detect unusual patterns of symptoms, triggering enhanced passive surveillance and targeted active case finding. Sentinel sites offer detailed clinical and laboratory data that contextualizes broader trends observed in passive systems. During emergencies, all components of integrated system can be intensified and focused on specific threat, creating responsive and adaptive monitoring mechanism. Technological infrastructure supporting integrated surveillance has evolved significantly in recent decades. Electronic health records, laboratory information systems, and digital reporting platforms have reduced reporting burdens and accelerated data flow. Geographic information systems enable spatial analysis of health data, identifying clustering of cases and environmental risk factors. Mobile technologies extend surveillance reach into remote areas where traditional infrastructure is limited. Advanced analytics, with machine learning approaches, enhance ability to detect subtle patterns and predict disease spread. Data integration represents both technical and organizational challenge in building effective surveillance systems. Different data sources often use varying case definitions, coding systems, and reporting timeframes. Creating interoperability between systems requires standardization of data elements, secure methods for data exchange, and clear protocols for data access and use. Privacy protections must be balanced with public health need for timely, detailed information. Collaborative governance buildings that include healthcare providers, laboratories, public health agencies, and sometimes private sector partners are essential for sustainable integrated systems.



NOTES

ENVIRONMENTAL STUDIES AND DISASTER MANAGEMENT

Several notable examples of integrated surveillance systems demonstrate their value in practice. European Centre for Disease Prevention and Control's COVID-19 surveillance integrated casebased reporting, sentinel systems for severe disease, wastewater monitoring, and genomic surveillance to track viral evolution. U.S. Integrated Food Safety Centers of Excellence combine traditional outbreak investigation with sentinel laboratory networks, syndromic surveillance, and consumer complaint systems to detect and respond to foodborne illness. Global surveillance for polio eradication integrates environmental sampling, acute flaccid paralysis surveillance, and targeted serological surveys in high-risk populations. Future of integrated surveillance will likely see greater incorporation of nontraditional data sources and advanced analytical methods. Social media analysis, participatory surveillance through smartphone apps, wearable device data, and environmental monitoring all offer potential to enhance early detection capabilities. One Health approaches that integrate human, animal, and environmental health surveillance are increasingly important for detecting zoonotic diseases with pandemic potential. COVID-19 pandemic has accelerated innovation in surveillance methodologies, with particular advances in genomic surveillance and digital contact tracing. However, technological sophistication of surveillance systems must be balanced with fundamental public health principles. Ultimate value of surveillance depends not on volume or complexity of data collected, but on whether that data leads to effective public health action that improves population health. Building surveillance capacity, particularly in resource-limited settings, remains a critical global health priority.

Event based Surveillance: Event based surveillance represents an innovative approach that complements traditional indicator-based systems by capturing information from unofficial sources. While traditional surveillance relies on structured reporting from healthcare systems, event-based surveillance monitors a diverse array of informal channels, with media reports, social media platforms, online forums, and community networks. This approach recognizes that valuable



NOTES

ENVIRONMENTAL STUDIES AND DISASTER MANAGEMENT

health intelligence often circulates through unofficial channels before formal reports are generated, particularly in settings with limited healthcare infrastructure or during early stages of emerging outbreaks. Methodology of eventbased surveillance involves systematic monitoring of diverse information sources, followed by filtering, verification, and risk assessment of captured signals. Digital tools support this process through automated web crawling, natural language processing, and machine learning algorithms that detect potential health events from vast amounts of unstructured data. Human analysts then evaluate these signals, seeking verification from official sources or trusted partners on ground. This combination of technological tools and human expertise creates a sensitive system for early detection of potential public health threats. Global systems like World Health Organization's Epidemic Intelligence from Open Sources (EIOS) and Health Map demonstrate value of eventbased surveillance at an international scale. These platforms have detected numerous outbreaks days or even weeks before official reports, with early signals of SARS, H1N1 influenza, and even initial cluster of pneumonia cases in Wuhan that later became identified as COVID-19. At national and local levels, eventbased surveillance offers particular value in settings where traditional healthcare infrastructure is limited or during emergencies when formal reporting systems may be disrupted.

The strengths of eventbased surveillance include its timeliness, broad geographic coverage, and ability to capture events outside traditional healthcare settings. It's particularly valuable for detecting unusual events that might not fit established reporting categories, such as clusters of unexplained symptoms or health impacts from environmental exposures. During emergencies, it offers situational awareness beyond what official channels might report, offering insights into community impacts and response effectiveness. However, eventbased surveillance faces significant challenges related to information quality and verification. Rumors, misinformation, and sensationalized reporting can generate false signals that require resource intensive investigation. Privacy concerns arise when



NOTES

ENVIRONMENTAL STUDIES AND DISASTER MANAGEMENT

monitoring social media and other personal communications, necessitating careful ethical frameworks and data protection measures. Additionally, digital divide sense that some populations remain invisible to technology-based monitoring, potentially reinforcing existing health disparities if eventbased systems are not complemented by other approaches. integration of eventbased surveillance with traditional systems creates more comprehensive early warning capability. When unusual signals are detected through eventbased monitoring, targeted active surveillance can be initiated to verify and characterize potential threat. Similarly, eventbased systems can be used to monitor social and behavioral dimensions of outbreaks, with public reaction to health measures and spread of misinformation, which complement epidemiological data from traditional surveillance.

Molecular and Genomic Surveillance: Revolution in molecular technologies has transformed surveillance capabilities, enabling tracking of pathogens at genetic level and providing unprecedented insights into transmission patterns, virulence characteristics, and antimicrobial resistance. Molecular surveillance integrates laboratory techniques like Polymerase Chain Reaction (PCR), whole genome sequencing, and other advanced molecular methods into traditional epidemiological monitoring, creating powerful systems for understanding and responding to infectious disease threats. Genomic surveillance involves systematic sequencing of pathogen genomes from clinical or environmental samples, followed by bioinformatic analysis to identify patterns and relationships among sequences. By tracking genetic mutations and evolutionary relationships, public health authorities can reconstruct transmission chains, identify sources of outbreaks, and monitor emergence of new variants with potential implications for disease severity, transmissibility, or immune escape. declining cost and increasing accessibility of sequencing technologies have enabled broader implementation of genomic surveillance, though significant disparities in capacity remain globally. COVID-19 pandemic highlighted essential role of genomic surveillance in modern outbreak response. National genomic



NOTES

ENVIRONMENTAL STUDIES AND DISASTER MANAGEMENT

surveillance networks in countries like United Kingdom, Denmark, and South Africa offered crucial early warnings about emerging variants, informing both national and international responses. Integration of genomic data with traditional epidemiological information strengthened understanding of transmission dynamics and effectiveness of control measures. Beyond emerging infections, molecular surveillance has transformed monitoring of endemic diseases like tuberculosis, HIV, and malaria. For tuberculosis, molecular methods enable rapid detection of drug resistance mutations, allowing for appropriate treatment adjustments and preventing spread of resistant strains. HIV molecular surveillance helps identify transmission clusters and monitor prevalence of drug resistance mutations that might compromise treatment effectiveness. For malaria, molecular surveillance tracks spread of artemisinin resistance and helps target elimination efforts to specific parasite populations.

Foodborne disease surveillance has been revolutionized by molecular techniques, particularly through systems like PulseNet that use standardized molecular fingerprinting methods to connect seemingly isolated cases into recognized outbreaks. Addition of whole genome sequencing has further enhanced resolution of these systems, enabling more precise linkage of cases and identification of contamination sources. This molecular food safety surveillance has led to more rapid identification of contaminated products, more targeted recalls, and ultimately better protection of public health. Antimicrobial resistance surveillance represents another critical application of molecular monitoring. Traditional phenotypic testing for antibiotic susceptibility is now complemented by genetic detection of resistance mechanisms, providing faster results and insights into epidemiology of resistance determinants. Molecular surveillance can track spread of specific resistance genes through bacterial populations and across geographic boundaries, informing both clinical practice and public health interventions to preserve antibiotic effectiveness. Despite its tremendous value, molecular surveillance faces implementation challenges, particularly in resource-limited settings. infrastructure,



NOTES

ENVIRONMENTAL STUDIES AND DISASTER MANAGEMENT

equipment, reagents, bioinformatic capacity, and specialized personnel required for advanced molecular methods remain unevenly distributed globally. International initiatives like WHO's Global Laboratory Leadership Programme and Africa Centres for Disease Control and Prevention's Institute of Pathogen Genomics aim to address these disparities through capacity building, technology transfer, and sustainable funding mechanisms. Building integrated systems that connect molecular data with clinical and epidemiological information remains technical and organizational challenge even in well resourced settings.

Digital Participatory Surveillance:

Digital participatory surveillance represents an innovative approach that directly engages members of public in health monitoring through digital platforms. Unlike traditional surveillance that relies on healthcare systems as data sources, participatory systems invite individuals to voluntarily report their health status, symptoms, or behaviors through websites, mobile applications, or social media platforms. This approach recognizes that valuable health intelligence can be gathered directly from communities, particularly for mild illnesses that might not result in healthcare visits or for populations with limited access to formal healthcare. methodology of participatory surveillance typically involves userfriendly digital interfaces that guide participants through structured reporting of symptoms, exposures, or health behaviors. Some systems incorporate daily or weekly health checks, while others enable event-based reporting when symptoms occur. Geographic information allows mapping of reported symptoms, creating spatiotemporal visualizations of potential disease activity. Feedback mechanisms offer participants with information about disease trends in their community and general health recommendations, creating an engaging experience that encourages continued participation. Several successful implementations demonstrate value of participatory surveillance globally. During COVID-19 pandemic, applications like COVID Symptom Study collected reports from millions of participants across multiple countries, providing early



NOTES

ENVIRONMENTAL STUDIES AND DISASTER MANAGEMENT

insights into symptom patterns, risk factors, and geographic spread of disease. These systems demonstrated particular value in monitoring community transmission when testing capacity was limited during early phases of pandemic. strengths of participatory surveillance include its ability to detect signals before healthcare seeking occurs, potential for broad population coverage, and capacity to collect detailed information on mild illnesses, exposures, and behaviors that might not be captured in traditional systems. direct engagement with communities can build public health awareness and trust, creating two-way information exchange rather than one-way reporting of traditional surveillance. digital infrastructure allows for rapid adaptation to emerging threats, with many influenza focused participatory systems quickly incorporating COVID-19 monitoring as a pandemic emerged. However, participatory surveillance faces significant challenges related to representation and sustainability. Participation often skews toward more educated, technologically literate populations, potentially missing vulnerable groups most at risk for poor health outcomes. Maintaining participant engagement over time requires careful attention to user experience, perceived value, and communication strategies. Privacy concerns must be addressed through transparent data policies and appropriate security measures. Additionally, self-reported nature of data introduces potential biases and quality issues that must be considered in analysis and interpretation. Integration of participatory surveillance with traditional systems enhances value of both approaches. Participatory data can offer early signals that trigger more targeted investigation through traditional sense, while also offering contextual information about community experiences during outbreaks. Some systems now incorporate biological sample collection from subsets of participants, creating valuable cohorts for integrated syndromic and laboratory surveillance. future progress of participatory surveillance will likely see greater incorporation of passive data collection through wearable devices and smart home technologies, complementing active symptom reporting with physiological and behavioral metrics.



NOTES

ENVIRONMENTAL STUDIES AND DISASTER MANAGEMENT

One Health Surveillance:

One Health approach recognizes interconnected nature of human, animal, and environmental health, particularly in context of infectious diseases. With an estimated 60% of emerging infectious diseases in humans originating from animals, integrated surveillance across these domains has become increasingly critical for early detection and prevention of zoonotic threats. One Health surveillance systems monitor health indicators in human populations, domestic and wild animal populations, and environmental circumstances, seeking to identify risks at interfaces where these domains interact. Methodologically, One Health surveillance requires unprecedented collaboration across traditionally separate sectors. Veterinary surveillance systems monitoring livestock and wildlife health must connect with human disease surveillance and environmental monitoring programs. This integration occurs at multiple levels, from coordinated sampling strategies and shared laboratory facilities to harmonized data systems and joint analysis of findings. However, implementing effective one Health surveillance faces substantial challenges. Institutional barriers between human health, veterinary, and environmental agencies often include different priorities, funding streams, reporting buildings, and even terminologies. Data integration across these sectors presents technical challenges related to interoperability, data standards, and information sharing protocols. Resource limitations particularly affect wildlife and environmental surveillance components, which often receive less funding than human health systems. Additionally, complex ecological interactions involved in zoonotic disease emergence require sophisticated analytical approaches to translate surveillance findings into meaningful risk assessments and interventions. Despite these challenges, One Health surveillance continues to evolve as critical component of global health security. COVID-19 pandemic, with its likely origins in wildlife and subsequent global impact, has reinforced importance of integrated approaches to biological threat detection and response. Continued investment in crosssectoral surveillance infrastructure, work force



NOTES

ENVIRONMENTAL STUDIES AND DISASTER MANAGEMENT

progress, and collaborative governance mechanisms will be essential for building systems capable of detecting and preventing future pandemics.

The landscape of public health surveillance continues to evolve rapidly, driven by technological innovation, interdisciplinary collaboration, and lessons learned from global health emergencies. Rather than viewing various surveillance approaches as distinct methodologies, modern public health practice increasingly implements integrated systems that combine elements of passive, active, sentinel, syndromic, event based, molecular, participatory, and one Health surveillance. These comprehensive systems leverage strengths of each approach while mitigating their individual limitations, creating robust health intelligence capabilities that span from molecular to global scale. Future of surveillance will likely see continued advancement in several key directions. Artificial intelligence and machine learning applications will enhance analysis of complex, multistream surveillance data, improving anomaly detection and predictive capabilities. Decentralized and portable diagnostic technologies will extend laboratory capacity to point of care and field settings, enabling more rapid detection and characterization of pathogens. Blockchain and other secure data technologies may facilitate trusted information sharing across jurisdictional and sectoral boundaries while protecting sensitive data. Participatory approaches will continue to evolve, creating more engaging and sustainable mechanisms for community involvement in health monitoring.

- **Passive Surveillance:** Health data is reported by healthcare providers to public health authorities. This is most common form of surveillance.
- **Active Surveillance:** Health authorities actively seek out health data by contacting healthcare providers, community organizations, or even individuals.
- **Sentinel Surveillance:** network of selected reporting sites is established to offer information about health status of population.



NOTES

ENVIRONMENTAL STUDIES AND DISASTER MANAGEMENT

- **Syndromic Surveillance:** Focuses on monitoring symptoms rather than specific diseases to identify outbreaks early.
- **Purpose:**
 - **Early Detection:** Helps in detecting outbreaks, enabling early intervention.
 - **Trend Analysis:** Identifying trends in disease prevalence, which can guide resource allocation and policy decisions.
 - **Epidemic Control:** Allows for timely actions to control spread of infectious diseases.

Example: During COVID-19 pandemic, surveillance systems were crucial for tracking infection rates, hospitalizations, and effectiveness of control measures such as lockdowns, mask mandates, and vaccination programs.

Isolation

Isolation is separation of individuals who are infected with contagious disease from healthy individuals to prevent spread of disease. It is particularly important in controlling communicable diseases and protecting those who are susceptible to infection.

- **Types of Isolation:**
 - **Home Isolation:** Mild cases of infectious diseases may be managed at home where individuals can remain in separate room, away from others.
 - **Hospital Isolation:** Infected individuals with severe symptoms are isolated in healthcare facilities, using specific infection control measures like separate rooms, designated staff, and personal protective equipment (PPE).
 - **Strict Isolation:** In cases of highly contagious diseases such as Ebola, strict isolation techniques are used to prevent any contact with outside environment.
- **Purpose:**
 - **Prevent Disease Spread:** Isolation ensures that infected individuals do not come into contact with uninfected people, especially during infectious period.



NOTES

ENVIRONMENTAL STUDIES AND DISASTER MANAGEMENT

- **Protect Healthcare Workers:** Ensures that healthcare workers are not exposed to potentially lifecycle threatening diseases.
- **Contain Outbreaks:** Isolating individuals early in an outbreak helps limit spread to other areas or communities.

Example: During Ebola outbreak, patients with confirmed cases were immediately isolated in designated treatment centers to prevent disease from spreading further.

Contact Tracing

Contact tracing involves identifying and following up with individuals who have come into close contact with someone infected with communicable disease. This helps to prevent further transmission by isolating potentially infected people early, providing them with necessary care, and advising them to follow quarantine or testing protocols.

- **Process of Contact Tracing:**

1. **Identification of Contacts:** After person is diagnosed with an infectious disease, health authorities identify all individuals who have come into contact with them during infectious period.
2. **Notifying Contacts:** Those who have been in contact with infected person are notified and advised on appropriate actions, such as quarantine, testing, or vaccination.
3. **Monitoring:** Contacted individuals are monitored for symptoms and may be tested for disease.

- **Purpose:**

- **Containment:** By identifying and isolating individuals who have been exposed, spread of disease can be prevented.
- **Early Detection:** Contact tracing helps in identifying asymptomatic individuals who may unknowingly spread disease.
- **Reduction in Disease Transmission:** Timely contact tracing can prevent large outbreaks and reduce number of infections.



NOTES

ENVIRONMENTAL STUDIES AND DISASTER MANAGEMENT

Example: During COVID-19 pandemic, contact tracing was used globally to identify and alert individuals who had close contact with confirmed cases to help prevent spread of virus.

4.2.4. Lifestyle Management

Lifestyle management refers to making intentional changes in daily habits and behaviors that promote health, prevent diseases, and improve quality of lifecycle. In context of disease prevention, managing one's lifestyle is critical for reducing risk of both noncommunicable diseases (such as cardiovascular diseases, diabetes, and cancer) and impact of communicable diseases.

Key Aspects of Lifestyle Management:

1. **Diet and Nutrition:** Eating balanced diet rich in fruits, vegetables, whole grains, and lean proteins can strengthen immune system and reduce risk of chronic diseases like obesity, heart disease, and diabetes.
2. **Physical Activity:** Regular exercise improves cardiovascular health, boosts immune system, reduces stress, and helps in weight management.
3. **Sleep Habits:** Good quality sleep is essential for immune function, mental health, and disease prevention. Poor sleep habits are linked to range of circumstances, with obesity, diabetes, and cardiovascular disease.
4. **Stress Management:** Chronic stress can lead to various health issues, with hypertension and weakened immune system. Managing stress through relaxation techniques, hobbies, and social support can enhance overall wellbeing.

Purpose:

- **Prevention of Chronic Diseases:** Lifestyle changes, such as improving diet, increasing physical activity, and reducing stress, play major role in preventing noncommunicable diseases (NCDs).
- **Improvement of Immune Function:** Healthy lifestyle choices can enhance immune function, making individuals more resilient against infections and diseases.



NOTES

ENVIRONMENTAL STUDIES AND DISASTER MANAGEMENT

- **Enhancing Mental and Emotional Health:** Managing one's lifestyle improves both physical and mental health, leading to better overall quality of lifecycle.

Example: Person with high blood pressure may benefit from reducing sodium intake, exercising regularly, and maintaining healthy weight, thus potentially avoiding medication or reducing dosage.

Diet and Sleeping Habits

Diet and sleeping habits are essential components of maintaining healthy lifestyle and controlling disease risk.

- **Diet:**
 - A healthy diet includes variety of foods, emphasizing fruits, vegetables, whole grains, and lean proteins. It also involves limiting processed foods, excessive sugar, and unhealthy fats.
 - Proper nutrition is essential for maintaining strong immune system, supporting bodily functions, and preventing chronic circumstances like heart disease, diabetes, and obesity.

Example: Consuming omega3 fatty acids (found in fish) and antioxidants (found in fruits and vegetables) helps reduce inflammation and improve heart health.

- **Sleeping Habits:**
 - **Good sleep** is crucial for physical health, emotional wellbeing, and immune function. Adults should aim for 7–9 hours of sleep per night.
 - Poor sleep has been linked to various health problems, with obesity, heart disease, and mental health issues like depression and anxiety.

Example: Regular sleep patterns, limiting screen time before bed, and creating restful environment can significantly improve sleep quality.

. Physical Exercise and Yoga

Physical Exercise and Yoga are both effective ways to manage overall health, prevent diseases, and improve wellbeing.

- **Physical Exercise:**



NOTES

ENVIRONMENTAL STUDIES AND DISASTER MANAGEMENT

- **Benefits:** Regular physical activity has been shown to improve cardiovascular health, enhance muscle strength, maintain healthy weight, and boost immune system.

- **Recommendations:** World Health Organization (WHO) recommends at least 150 minutes of moderate intensity exercise or 75 minutes of vigorous intensity exercise per week.

Example: Regular walking, cycling, or swimming helps maintain cardiovascular health, improves mood, and reduces stress.

- **Yoga:**

- **Benefits:** Yoga promotes flexibility, reduces stress, improves breathing, and strengthens body. It combines physical postures with breathing exercises and mindfulness techniques.

- **Stress Reduction:** Yoga helps reduce anxiety, lowers blood pressure, and can alleviate symptoms of depression and insomnia.

Example: Practicing yoga regularly can enhance mental clarity, reduce chronic pain, and increase overall energy levels.

Control measures are crucial to managing diseases, both communicable and noncommunicable, and ensuring public health. Surveillance, isolation, and contact tracing play pivotal roles in controlling spread of infectious diseases, while lifestyle management through diet, exercise, sleep, and yoga helps in preventing chronic diseases and enhancing overall wellbeing. By adopting holistic approach to disease control, communities can effectively manage health risks and promote healthier, more resilient population.

4.2.5. Summary

Communicable diseases are illnesses caused by infectious agents—like bacteria, viruses, fungi, or parasites—that can spread from one person to another through direct contact, airborne droplets, contaminated food or water, or vectors such as mosquitoes. Examples include influenza, tuberculosis, malaria, and COVID-19. In contrast, non-communicable diseases (NCDs) are chronic conditions—not transmitted between people—often stemming from genetic, behavioral,



NOTES

ENVIRONMENTAL STUDIES AND DISASTER MANAGEMENT

environmental, or metabolic factors. These include cardiovascular diseases, cancers, diabetes, and chronic respiratory diseases, which together account for over 70% of global deaths

Immunity refers to the body's ability to resist infection through its defense systems. It includes innate barriers like skin and mucosal surfaces, and adaptive mechanisms mediated by antibodies and immune cells; immunity can be active (via previous infection or vaccination) or passive (via maternal antibodies or antibody injections).

When enough individuals in a community are immune, herd immunity can reduce disease spread even among non-immune members

Preventive strategies differ for communicable and non-communicable diseases. For communicable diseases, effective measures include vaccines, hygiene practices (like handwashing), environmental sanitation, safe food and water, vector control, isolation, quarantine, surveillance, and public health education. Conversely, preventing NCDs hinges on lifestyle modifications—such as healthy diets, regular physical activity, avoiding tobacco and excessive alcohol, stress management, sufficient sleep, and routine health screenings to catch early warning signs. Together, differentiating disease types enables targeted interventions—immunization campaigns and outbreak containment for communicable threats, and long-term, population-level policy changes and health promotion for NCDs. This dual approach strengthens resilience across communities and supports sustainable health outcomes.

SELF ASSESSMENT QUESTIONS

A. Multiple Choice Questions (MCQs)

1. Pandemic is stated as:

- a) disease that occurs in specific population only
- b) disease that spreads across multiple countries or continents
- c) disease limited to animals
- d) disease caused by bacteria only

2. Which of following is noncommunicable disease?

- a) COVID-19



NOTES

ENVIRONMENTAL STUDIES AND DISASTER MANAGEMENT

- b) Tuberculosis
- c) Cardiovascular disease
- d) Hepatitis

3. Which disease is caused by HIV virus?

- a) Tuberculosis
- b) AIDS
- c) Flu
- d) Hepatitis B

4. Which of following diseases spreads primarily through respiratory droplets?

- a) Hepatitis
- b) AIDS
- c) Influenza (Flu)
- d) Tuberculosis

5. Which organ is mainly affected by tuberculosis (TB)?

- a) Heart
- b) Lungs
- c) Liver
- d) Brain

6. Which of following is an example of direct transmission?

- a) Touching an infected surface
- b) Inhaling airborne droplets from an infected person
- c) Consuming contaminated food
- d) Using shared needles

7. Which type of immunity is acquired through vaccination?

- a) Innate immunity
- b) Passive immunity
- c) Acquired immunity
- d) Herd immunity

8. Which of following is preventive measure against epidemic diseases?

- a) Ignoring health guidelines
- b) Frequent hand washing
- c) Increasing population density



NOTES

ENVIRONMENTAL STUDIES AND DISASTER MANAGEMENT

d) Avoiding vaccinations

9. Which public health measure is used to isolate individuals exposed to contagious disease?

a) Vaccination

b) Sanitization

c) Quarantine

d) Physical exercise

10. Herd immunity occurs when:

a) Only infected individuals are treated

b) large percentage of population becomes immune to disease

c) All individuals avoid vaccination

d) disease mutates into noninfectious form

Answer Keys: 1. b) disease that spreads across multiple countries or continents, 2. c) cardiovascular disease, 3. b) AIDS, 4. c) Influenza (Flu), 5. b) Lungs, 6. d) Using shared needles, 7. c) Acquired immunity, 8. b) Frequent hand washing, 9. c) Quarantine, 10. b) a large percentage of the population becomes immune to the disease

B. Short Answer Questions

1. State epidemics and pandemics with examples.
2. Name three non communicable diseases and their risk factors.
3. What are primary symptoms of COVID19?
4. Explain how influenza (flu) spreads and how it can be prevented.
5. What are different modes of transmission for infectious diseases?
6. State active and passive immunity and offer examples.
7. What is incubation period, and why is it important in disease prevention?
8. List three preventive measures for controlling epidemics.
9. What is role of vaccination in preventing infectious diseases?
10. How does life cycle style management contribute to better health?

C. Long Answer Questions



NOTES

ENVIRONMENTAL STUDIES AND DISASTER MANAGEMENT

1. Explain difference between epidemics and pandemics, providing historical examples.
2. Describe major non communicable diseases and their prevention methods.
3. Discuss causes, symptoms, and prevention of communicable diseases such as COVID-19, influenza, and tuberculosis.
4. Explain how diseases are transmitted and differentiate between direct and indirect transmission.
5. Describe concept of immunity and differentiate between innate, acquired, active, and passive immunity.
6. Discuss importance of quarantine, sanitization, and personal protective measures in controlling disease outbreaks.
7. Explain role of vaccination in preventing epidemics and pandemics.
8. Analyze importance of disease surveillance, isolation, and contact tracing in public health management.
9. How does lifestyle management, with diet, sleep, and exercise, affect overall health?
10. Discuss impact of public health policies on managing and preventing major global health crises.

References:

- 1 Environmental Studies: From Crisis to Cure – R. Rajagopalan
- 2 Fundamental Concepts in Environmental Studies – D. D. Mishra
3. Environment and Ecology – Majid Husain .
4. Environmental Studies and Disaster Management – S. Ponmani et al.
5. Textbook of Disaster Management – A. K. Srivastava (2021 edition)
6. Disasters and Hazards: Risk Reduction Mitigation and Management – H. Sarvothaman



NOTES

ENVIRONMENTAL STUDIES AND DISASTER MANAGEMENT

7. Assessment of Vulnerability to Natural Hazards: A European Perspective – David Alexander & Jörn Birkmann

8. Disaster Risk Reduction for Economic Growth and Livelihood: Investing in Resilience and Development – Ian Davis & Kae Yanagisawa [.](#)

9. Mitigation of Natural Hazards and Disasters: International Perspectives – C. Emdad Haque [.](#)

10. Environmental Principles and Policies: An Interdisciplinary Introduction – Sharon Beder

MATS UNIVERSITY

MATS CENTRE FOR DISTANCE AND ONLINE EDUCATION

UNIVERSITY CAMPUS: Aarang Kharora Highway, Aarang, Raipur, CG, 493 441

RAIPUR CAMPUS: MATS Tower, Pandri, Raipur, CG, 492 002

T : 0771 4078994, 95, 96, 98 Toll Free ODL MODE : 81520 79999, 81520 29999

Website: www.matsodl.com

