



MATS
UNIVERSITY

NAAC
GRADE **A⁺**
ACCREDITED UNIVERSITY

MATS CENTRE FOR DISTANCE & ONLINE EDUCATION

Managerial Economics

**Master of Business Administration (MBA)
Semester - 1**



SELF LEARNING MATERIAL

Managerial Economics
ODL/MSMSR/MBA/106

CONTENT

Page No.

Block I: DEVELOPMENT OF BASIC ECONOMIC CONCEPTS AND PROBLEMS 1-38

Unit 1: INTRODUCTION TO ECONOMICS

Unit 2: BASIC ECONOMIC PROBLEMS

Unit 3: PRODUCTION POSSIBILITY CURVE (PPC)

Unit 4: ECONOMIC SYSTEMS THEORIES

Unit 5: INTRODUCTION TO MANAGERIAL ECONOMICS

Block II: THEORY OF DEMAND, SUPPLY, PRODUCTION AND COST 39-78

Unit 6: DEMAND AND SUPPLY CONCEPT

Unit 7: DEMAND AND SUPPLY DETERMINANTS

Unit 8: LAW OF DEMAND AND SUPPLY

Unit 9: ELASTICITY OF DEMAND AND SUPPLY

Unit 10: THEORY OF PRODUCTION

Unit 11: THEORY OF COST

Block III: MARKET STRUCTURES AND PRICE DETERMINATION 79-101

Unit 12: MARKET AND ITS STRUCTURE

Unit 13: DIFFERENT TYPES OF MARKET STRUCTURES AND PRICE DETERMINATION

Block IV: NATIONAL INCOME, INFLATION, BUSINESS CYCLES AND EMPLOYMENT 102-146

Unit 14: NATIONAL INCOME ACCOUNTING

Unit 15: THEORY OF INFLATION

Unit 16: PHASES OF BUSINESS CYCLES

Unit 17 : EMPLOYMENT AND POVERTY

Unit 18 : INCOME INEQUALITY AND THE ECONOMY

Block V: ROLE OF GOVERNMENT IN ECONOMIC POLICY 147-188

Unit 19: ECONOMIC FUNCTIONS OF GOVERNMENT

Unit 20: TYPES OF BUDGETS

Unit 21: GOVERNMENT REVENUE AND EXPENDITURE

Unit 22: PUBLIC DEBT AND THE IMPLICATIONS OF PUBLIC DEBT

Unit 23: GOVERNMENT POLICIES FOR ECONOMIC STABILITY



COURSE DEVELOPMENT EXPERT COMMITTEE

1. Prof. (Dr.) Umesh Gupta, Dean, School of Business & Management Studies, MATS University, Raipur, Chhattisgarh
 2. Prof. (Dr.) Ashok Mishra, Dean, School of Studies in Commerce & Management, Guru Ghasidas University, Bilaspur, Chhattisgarh
 3. Dr. Madhu Menon, Associate Professor, School of Business & Management Studies, MATS University, Raipur, Chhattisgarh
 4. Dr. Nitin Kalla, Associate Professor, School of Business & Management Studies, MATS University, Raipur, Chhattisgarh
 5. Mr. Y. C. Rao, Company Secretary, Godavari Group, Raipur, Chhattisgarh
-

COURSE COORDINATOR

Dr. Madhu Menon, Associate Professor, School of Business & Management Studies, MATS University, Raipur, Chhattisgarh

COURSE /BLOCK PREPARATION

Dr. Prapti Chopra

Assistant Professor

MATS University, Raipur, Chhattisgarh

ISBN-978-81-987634-9-5

March, 2025

@MATS Centre for Distance and Online Education, MATS University, Village- Gullu, Aarang, Raipur- (Chhattisgarh)

All rights reserved. No part of this work may be reproduced, transmitted or utilized or stored in any form by mimeograph or any other means without permission in writing from MATS University, Village- Gullu, Aarang, Raipur-(Chhattisgarh)

Printed & published on behalf of MATS University, Village-Gullu, Aarang, Raipur by Mr. Meghanadhu Katabathuni, Facilities & Operations, MATS University, Raipur (C.G.)

Disclaimer: The publisher of this printing material is not responsible for any error or dispute from the contents of this course material, this completely depends on the AUTHOR'S MANUSCRIPT.

Printed at: The Digital Press, Krishna Complex, Raipur-492001(Chhattisgarh)



Acknowledgement

The material (pictures and passages) we have used is purely for educational purposes. Every effort has been made to trace the copyright holders of material reproduced in this book. Should any infringement have occurred, the publishers and editors apologize and will be pleased to make the necessary corrections in future editions of thisbook.

BLOCK 1

DEVELOPMENT OF BASIC ECONOMIC CONCEPTS AND PROBLEMS

UNIT 1 INTRODUCTION TO ECONOMICS

Structure

- 1.1 Introduction
- 1.2 Objectives
- 1.3 Positive vs. Normative Economics: Understanding Economic Analysis and Policy
- 1.4 Let us sum up
- 1.5 Unit End Exercises
- 1.6 References and suggested readings

1.1 Introduction

Economics studies how societies allocate scarce resources to satisfy unlimited wants, balancing limited land, labor, capital, and technology with human desires to optimize production, distribution, and consumption efficiently.

1.2 Objectives

1. Understand the basic concept and definition of economics in societal resource allocation.
2. Analyze the role of scarce resources in fulfilling human wants effectively.
3. Explore the relationship between economic resources, human needs, and social welfare outcomes.

Economics, in its most basic form, is the study of how societies distribute scarce resources to fulfill unlimited wants. This extremely basic definition mirrors the core of the control, evolving to give non-ambiguous perception to all it incorporates, including the consistent dissatisfaction between the limited and finite quality of resources (land, work, capital, and advancement) and the unconstrained desire of people and social orders. It's a science that explores



the complex machinery of production, distribution, and consumption, to understand how choices are made when there is not enough to go around. Decision-making at the level of the individual household balancing a budget for groceries to multinational corporations developing strategies for global supply chains is framed within the principles of economics. Economics is not just about money or markets; it's about where humans make decisions about how to allocate their resources in the most efficient way possible to maximize quality of life. It considers how people, companies, and administrations are connected in a complex arrangement of yield and exchange, with the goal of improving results and solving the issues presented by scarcity. The received field includes a wide variety of topics, such as microeconomics (study of individual agents and markets) and macroeconomics (study of the economy as a whole). Grasping these key concepts is vital to understanding the world around us, from what causes prices to rise to how government policies affect jobs and economic growth. The study of economics is inherently alive, continually evolving with novel interactions translated as global and technological transformations, and yielding vital insights into the forces that structure our lives and societies. To elaborate further on the fact of economics being foundational, we must realize that it is, at its core, a social science. Microeconomics is concerned with analyzing data on human behavior and interaction in economic scenarios using mathematical techniques. This means that much of economic theory is built less upon the actual behaviors of individuals and institutions, and more on assumptions about how those entities behave, when placed under certain incentives and constraints. While they are not always a perfect reflection of reality, they serve as useful guideposts for how complex economic phenomena will play out. The idea of rationality is one of the most important ideas in economics—it assumes that people make choices in ways they think will maximize their own self-interest. Yet contemporary behavioral economics has been challenging this, revealing that how humans make decisions is continually shaped by psychological biases, emotion, and social factors. This has led to a dynamic process where economic theories are continuously revised, broadened, and integrated with these concepts, contributing to a more sophisticated and accurate model of economic behavior. Moreover, economics has no value-neutrality. This is the

case even though economic theorists try to remain neutral in their assessments but are often guided by biases or principles of what they believe is a healthy economy. Then some economist will overemphasize either economic growth, the distribution of income or the environment, etc. Thus, it is important to keep in mind that economics analysis can have a subjective undertaking, and as a result, be able to critique the value judgments and fundamental assumptions that underlie economic study.

- The understanding of how the forces of the supply and its demands can allocate the limited sources is the study of economics.
- Economics can also be referred as a branch of the subject of social science which deals with the production along with the distribution and consumption of goods and services.
- The subject of Economics is further subdivided as micro economics and macroeconomics.

Figure 1.1: Introduction To Economics

1.3 Positive vs. Normative Economics: Understanding Economic Analysis and Policy

While we are all still on the topic of economic study, you can always differentiate between types of economics by discussing positive versus normative economics. Positive economic concerns itself with objective and factual questions and involves explaining how the economy functions without making normative judgments. Its focus is on analysis and description of economic phenomenon utilizing data, models, and evidence. One positive economic statement is: "A rise in the minimum wage causes a fall in employment. This is a testable, verifiable hypothesis using data/statistical analysis. On the flip side, normative economics is more subjective where the questions are value-laden, suggesting what we should do or making recommendations. This approach aims to evaluate economic policies and outcomes according to principles of ethics or morality. A normative economic statement may be: "The government should raise the minimum wage to decrease income inequality." This is a normative statement about what is good or bad and cannot be empirically proven or disproven.



Understanding and communicating between positive and normative economics enables succinct and objective discussion. Economists must avoid valuating this, and therefore separating fact analysis from a value judgment making it more generally useful)} Economics provides solutions for real world problems that are diverse as well. Problems such as inflation, unemployment, poverty, and inequity in wealth distribution are issues that economic research aims to solve. It is the ideas of economists that shapes the work of governments, corporations, and individuals towards helping ordinary life run smoothly, and even the society at large.

1.4 Let Us Sum Up

Economics examines the management of scarce resources to fulfill unlimited human wants. It provides insights into human behavior, resource allocation, and societal welfare. By understanding scarcity, choices, and trade-offs, individuals and policymakers can make informed decisions to enhance efficiency, productivity, and economic well-being.

1.5 Unit End Exercises

1. Define economics and explain its basic concepts with examples.
2. Discuss the importance of resource allocation in society.
3. Explain the relationship between human wants and scarcity.

1.6 References and Suggested Readings

1. Samuelson, P.A., & Nordhaus, W.D. (2021). *Economics*. McGraw-Hill Education.
2. Mankiw, N.G. (2020). *Principles of Economics*. Cengage Learning.
3. Stiglitz, J.E., & Walsh, C.E. (2018). *Principles of Microeconomics*. W.W. Norton & Company.

Check Your Progress

Q.1 Define Economics.

Q.2 Define positive Economics.

UNIT 2 BASIC ECONOMIC PROBLEMS

Structure

- 2.1 Introduction
- 2.2 Objectives
- 2.3 Scarcity, Resource Allocation, and the Core Processes of the Economy
- 2.4 Let us sum up
- 2.5 Unit End Exercises
- 2.6 References and suggested readings

2.1 Introduction

This unit discusses scarcity, unlimited human wants, and choice, emphasizing how societies must prioritize resources and make trade-offs to address fundamental economic problems effectively.

2.2 Objectives

1. Examine the concept of scarcity and its implications for resource allocation decisions.
2. Understand human wants and the limitations imposed by finite resources.
3. Analyze the necessity of making economic choices and prioritizing alternatives.

2.3 Scarcity, Resource Allocation, and the Core Processes of the Economy

A key idea in economics, scarcity serves as the foundation for managerial decision-making. It occurs because human needs are almost limitless, but resources, land, labor, capital, and entrepreneurship, are scarce. Understanding scarcity is essential for managers because it motivates the need for resource efficiency and prioritizing in order to meet organizational goals. The process of allocating limited resources among conflicting uses in order to optimize efficiency and value is known as resource allocation. In the context of business, this is choosing how to distribute resources, such as labor, capital, and materials—across projects, divisions, and markets in order to maximize



growth and profitability. In order to allocate resources effectively, trade-offs must be balanced, opportunity costs must be taken into account, and both immediate and long-term effects on organizational performance must be anticipated. Scarcity and resource allocation are strongly related to the three main economic activities of production, consumption, and distribution. Consumption represents the demand side, impacted by tastes and spending power, whereas production converts limited inputs into goods and services. Distribution affects sustainability and equity by deciding how wealth and output are distributed among stakeholders.

I. The Non-Negotiable: Scarcity and Choice

Economics, at bottom, is the study of how societies allocate their limited resources. This is one of the most fundamental principles of economics – scarcity – which arises from the relatively simple yet profound fact that human wants and desires are almost unlimited, whilst the resources available to satisfy them are limited. Whether that limit is based on natural resources, such as oil and minerals, manufactured goods, such as computers and cars, or even intangible resources, such as time and skill, the examples are endless. This basic difference leads to unlimited wants but limited resources and the central economic problem — scarcity. Scarcity forces choices to be made. If we cannot have all we want, we must determine that which is of greatest value to us and to what we will surrender. Enter opportunity cost — the idea that helps you in this scenario. All of our decisions are a tradeoff. Opportunity cost is the value of the next best alternative forgone when a choice is made. For example, if a student decides to study one night rather than going to a movie, the opportunity cost of that decision is the pleasure and entertainment they would have received from attending the movie. The same goes for a government that also wants to invest in its infrastructure: it now has to choose between building roads and improving education and healthcare. Families, businesses, and governments all confront scarcity and the decisions that must be made because of it. For individuals it could be deciding how to spend their limited income between basic needs such as food

and housing, and luxuries like entertainment and travel. Business policy in society, businesses decide how to distribute labor and capital in operations, and what people want when things are produced. Government has the difficult job of deciding how to use public resources to meet diverse social and economic needs, including but not limited to national defense, infrastructure, education and healthcare. Scarcity is not just an academic idea; it has concrete consequences for the world in which we live. Scarcity creates a competition for resources, forcing people and groups to compete for access to goods and services that are limited. It also powers innovation, as individuals strive to create new technologies and techniques that allow the production of more goods and services with fewer resources. Knowledge of scarcity is applied to ensure better decision-making, as well as to design an economic policy that would allocate and distribute resources in a more efficient and equitable manner.

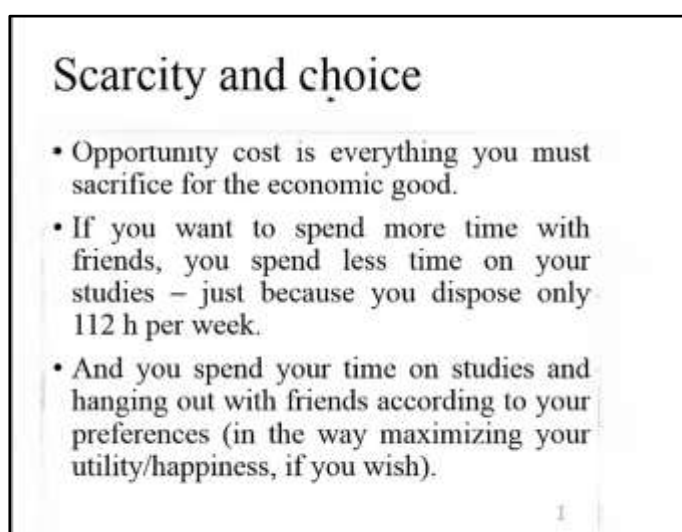


Figure 1.2: Scarcity And Choice

Moreover, scarcity is a relative concept. Absolute ‘quantities’ is not the concern — but rather the ratio between what you have and what you need. A resource may be plentiful in one place or at a given time but in short supply in another. Water might be abundant in a wet climate but scarce in a desert, for instance. Advancing technology can change subjective scarcity as well by improving resource use efficiency or through provision of alternatives to existing resources. Build with whatever this has, but the world has less energy



that can be extracted from limited natural resources such as fossil fuels. A study of economics offers a frame for explaining the way societies contend with scarcity and make choices. Economics is the study of how societies allocate scarce resources, where scarcity refers to the limited availability of resources relative to the seemingly unlimited human wants. This is central to building a prosperous and sustainable economy. The study of scarcity brings with it the concept of production possibilities frontier (PPF). The PPF is a curve showing the maximum quantity of two goods that can be produced with a given amount of resources. It shows the possible maximum production of two goods with 4 key features of; points inside the PPF represent inefficient use of resources, points on the PPF represent efficient use of resources, points outside the PPF are unattainable with the current resources and technology. The PPF also depicts the idea of opportunity cost, since traveling along the PPF from one point to the next often means giving up some of one good to produce more of the other. The PPF can shift outwards over time due to technological changes or increases in factors of production such that more goods and services can be produced.

II. Prioritize and allocate resources: The art and the science

And once we accept the premise of scarcity and the necessity of choice, the next important question we must confront is how we allocate our resources to fulfill our wants and needs. Resource allocation is the process of distributing available resources among competing uses. It is a bewilderingly intricate process, with many mechanisms at work: markets, governments, social norms. The price mechanism plays a major role in the allocation of resources in market economies. Prices serve as signals that convey information about the relative scarcity of goods and services. When a good is in greater demand than it has supply, its price rises, encouraging more production. Conversely, when the supply of a good has been greater than its demand, the price goes down, signaling to producers to lower production. This mechanism of price correction helps to allocate the resources to their respective valued uses. Since the sentence is also very close to 1:1, It would likely change it to something like: Consumers want to maximize their effectiveness, or

happiness, by buying products and services that they value most. Producers can also use the profits to create goods and services that consumers are prepared to purchase. In many cases, the invisible hand of the market guides this decentralized decision-making process toward an efficient allocation of resources. But markets are not perfect. When the price mechanism fails to allocate resources efficiently, market failures can arise. These failures can stem from a number of sources, such as externalities, public goods, and asymmetric information. Externalities: When parties not involved in a transaction suffer costs or enjoy benefits. If, for example, the polluter is a factory cost which are imposed on residents who that are not involved in the production industry products or use the goods. Public goods are defined as goods which are non-excludable and non-rivalrous, meaning it is hard or impossible to prevent people from consuming them and one person's consumption does not reduce others consumption. Public goods are illustrated by national defense.

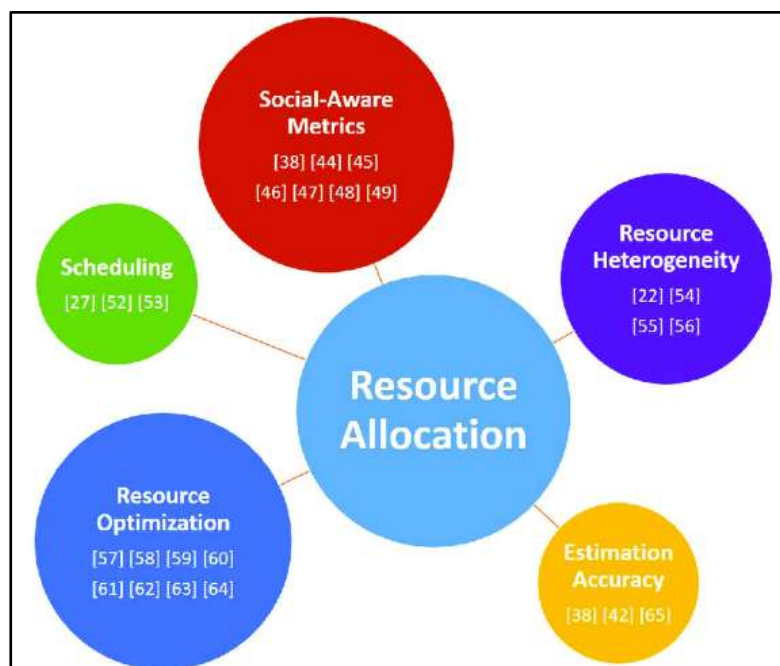


Figure 1.3: Resource Allocation

Information asymmetry refers to a situation in which one party in a transaction has more or better information than the other. A used car salesman knows more about the condition of a car than a potential buyer. Market



failures occur, and when they do, governments may step in to fix them. Reading about economics reminded me of the various ways in which governments redistribute what members of society produce: taxes, subsidies, regulations, public provision of goods and services, etc. For instance, pollution taxes are imposed by the national authorities on pollution-producing industries in order to internalize the external cost of pollution. They might offer subsidies to incentivize the production of public goods. They might also regulate industries, to prevent information asymmetry from harming consumers. And they might provide public goods like education and healthcare that the market underprovides. It is not just markets and governments that determine how resources are allocated; social norms also do. Social norms are unwritten rules of behavior in a society. They can also shape the decisions that people and companies make about allocating their resources. Social norms can dissuade wasteful consumption but also facilitate altruistic behavior like giving and sharing. Distributing money is not a static ideal — it evolves alongside advances in technology, consumer habits and even government policies. It is crucial to understand the forces that drive resource allocation to build a successful and equitable economy. Efficiency is mostly discussed in the context of resource allocation. Being economic efficient meaning maximum productivity in goods and services. Two Common Types of Efficiency (Productive and Allocative) When goods and services are produced at the lowest possible cost, this is referred to as productive efficiency. Allocative efficiency, on the other hand, refers to resource allocation for maximum benefit to consumers. Resource allocation also has equity considerations. Equity: Refers to the fairness of resource distribution. Whereas efficiency is about making the economic pie as large as possible, equity is about dividing that pie up. Arguments can also differ when it comes to what is the fairest distribution of resources, and those arguments represent balancing acts between efficiency versus equity.

III. The Force of the Engine: Production, Distribution, and Consumption

Resources are allocated on the basis of production, distribution and consumption. These are the three processes that lie at the heart of the

economy, and are responsible for fulfilling human wants and needs. Production is the conversion of inputs into outputs. There are four inputs, or factors of production: land, labor, capital, and entrepreneurship. Land includes natural resources, like minerals, forests and water. Labor: the Human effort used in the production. Capital are manufactured inputs used to produce other goods and services, like machinery and equipment. Entrepreneurship is the capacity to bring together the other means of production. This includes mixing the input in different ways to make the goods and services. In industry, factors of production have both organization and technology capabilities. Technology can boost productivity because, when you adopt it, you can make more goods and services with fewer inputs. Distribution refers to the assignment of the output of production to persons and families. In a market economy, distribution is essentially determined by ownership of the factors of production and the prices that must be paid for them. Income for individuals and households come in the form of wages, rent, interest, and profits which are then used to buy goods and services. See Ozaki (2023c) for a discussion on the distribution of income and wealth which is an important problem in economics. In particular aspects, an excessive distribution leads to social and economic problems (poverty, inequality, and social unrest). Governments have a range of tools available to them to affect the distribution of income and wealth, specifically taxes, subsidies, and social welfare. Consumption Economists define consumption as the utilization of goods and services to fulfill human desires and needs. Consumers decide what to consume according to their tastes and their income. Various factors affect the level of consumption in an economy including income, prices, and consumer confidence. Production, distribution, and consumption all go hand in hand in a cyclic relationship. Production creates a flow of income, and income is used to purchase goods and services — which drives additional production. This flow of economic activity in one direction and money in the other is critical to the operation of a market economy.

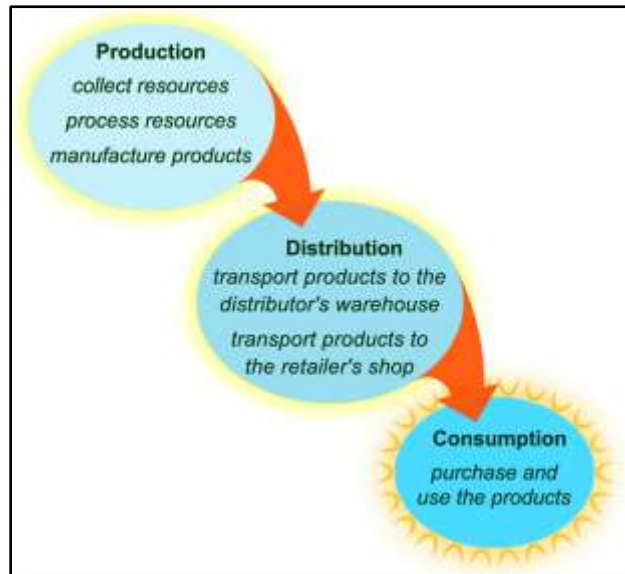


Figure 1.4: production distribution consumption

2.4 Let Us Sum Up

Scarcity and choice are central to economic decision-making. Human wants are unlimited, but resources are limited. Societies must evaluate priorities, make informed trade-offs, and optimize allocation. Understanding these basic economic problems helps in policy formulation, efficient resource utilization, and achieving societal welfare.

2.5 Unit End Exercises

1. Explain the concept of scarcity with practical examples.
2. Describe the role of choice in economic decision-making.
3. Discuss opportunity cost and its relevance in prioritizing resources.

2.6 References and Suggested Readings

1. Lipsey, R.G., & Chrystal, K.A. (2019). *Economics*. Oxford University Press.
2. Case, K.E., Fair, R.C., & Oster, S.M. (2021). *Principles of Economics*. Pearson.
3. Samuelson, P.A., & Nordhaus, W.D. (2021). *Economics*. McGraw-Hill Education.

Check Your Progress

Q.1 Explain Scarcity.

Q.2 Explain Choice.

UNIT 3 PRODUCTION POSSIBILITY CURVE (PPC)

Structure

- 3.1 Introduction
- 3.2 Objectives
- 3.3 The Production Possibility Curve: Opportunity Cost, Trade-Offs, and Economic Efficiency
- 3.4 Let us sum up
- 3.5 Unit End Exercises
- 3.6 References and suggested readings

3.1 Introduction

The Production Possibility Curve illustrates resource allocation limits, opportunity costs, and trade-offs, helping understand efficiency, economic growth, and choice in producing different combinations of goods and services.

3.2 Objectives

1. Explain the meaning, assumptions, and components of the Production Possibility Curve.
2. Illustrate opportunity cost and trade-offs using PPC diagrams.
3. Analyze economic efficiency, growth, and resource utilization through PPC analysis.

3.3 The Production Possibility Curve: Opportunity Cost, Trade-Offs, and Economic Efficiency

For any Economics enthusiasts reading, we will explore the Production Possibility Curve (PPC) with a depth and a detail that could very well be a book, because you need to know the meaning, importance, opportunity cost and tradeoffs within a comprehensive framework. A key tool in economics, the Production Possibility Curve (PPC) shows the most possible combination of two goods or services that an economy may generate given its fixed resources and technological capabilities. It offers a straightforward framework for comprehending economic efficiency, opportunity cost, and trade-offs, all of which are essential for managerial decision-making. Every point on the curve denotes an effective use of resources; points outside the curve are



impossible to reach with current resources, and points inside the curve show underutilization. The PPC is a natural way to illustrate opportunity cost. The production of one thing must be sacrificed in order to raise the output of another while moving from one point on the curve to another. This idea instills in managers the value of setting priorities and making well-informed decisions when faced with limitations. Understanding trade-offs enables businesses to balance short-term profits against long-term strategic objectives by allocating resources to initiatives, goods, or divisions that provide the greatest value.

The concept of increasing opportunity costs, which states that resources are not entirely adaptable to all applications, is reflected in the PPC's shape, which is normally concave to the origin. This emphasizes for managers the necessity of effective resource allocation and diversification tactics to maximize productivity. Furthermore, changes in the PPC brought about by advancements in technology or a rise in resources suggest possible prospects for growth and expansion. The PPC is more than just a theoretical model in managerial economics; it is a strategic instrument for investment decision-making, risk assessment, and production planning.

I. The PPC's Soul: What Is Limited, and What Is Possible

The Production Possibility Curve (PPC) Production Possibility Frontier (PPF) is the Graphical Representation 1 of the maximum combination of the two goods or services in the production of an economy, based on its available resources and technology. This is a fundamental concept in economic theory, and the PPF serves as a critical introduction, and indeed the bread-and-butter for inchoate economics, providing a visual foundation for some of the key concepts of economic theory like scarcity, choice, efficiency, etc. Consider an economy that can only produce two goods, call them “consumer goods” and “capital goods.” It's known as a production possibility curve (PPC) and shows the possible combinations of these two goods the economy can produce when the economy fully and efficiently uses all of its resources. Each point on the curve indicates an attainable and efficient level of

production. Points inside the curve show that it is possible to produce more without additional resources (inefficient, idle resources/employees). In contrast, points that lie outside the curve are unachievable given current resources and technology. And if you visualize the curve, the fact that the curve is typically concave to the origin and the law of increasing opportunity cost, which states that the more one good is produced, the greater the opportunity cost of producing additional units of that good. The idea of the PPC is not simply abstract — it has real-world application with respect to how we can understand economic growth, which resources are used for what, and how we can analyze decisions taken by political bodies. The PPC allows policymakers and economists to examine and anticipate the implications of different economic scenarios by illustrating the opportunity costs associated with resource use. It allows one to see the constraints of production possibilities and the potential for growth from technological improvements and greater resource availability. The importance of the PPC is that it takes complex economic realities and reduces this down to a more understandable and manageable visual model, which has made this an essential tool in economic analysis and education. Because societies cannot, after all, produce unlimited amounts of all goods and services, the curve highlights the basic economic problem of scarcity and of the necessity of making choices. It shows how vital is efficiency in allocating resources and the potential for growth through innovation and more availability of resources. Fundamentally, the PPC is a significant analytic tool for comprehending the limitations and potentials of the factors shaping economic activity, providing clues on how a society can maximize the utilization of its resources and attain sustainable development.

II Perspectives of PPC in Economic Analysis: Efficiency, Growth, and Policy

The Production Possibility Curve and its important to know about Economic efficiency, economic growth, Economic policyetc. so it is significant to its basic definition. The PPC is a measure of economic efficiency. The points on the curve are said to be productive efficient, meaning that resources are being



used to their maximum extent. Any point within the curve means that the economy is working in some points below its potential, due to unemployed or underemployed resources. This inefficiency might be caused by a number of factors, including labor market frictions, technology, or misallocation of resources. This forces policymakers to be able to better utilize resources and bring the economy closer to its production frontier by identifying such inefficiencies. The second thing the PPC shows is economic growth. Curve shifts outward reflect economic growth, which could happen as a result of innovation, better access to resources, or better productivity. Technological advancement allows the economy to make more of both goods with the same resources, which shifts the PPC outward. An outward shift of the curve results from when the labor force, capital stock, or natural resources increase, which expands the economy's productive capacity. A movement in the opposite direction where economic resources decline or technology regresses would shift the PPC inward showing economic contraction. The PPC also guides policy choices; it shows the trade-off between economic aspirations. For example, there might be a government that decides to devote more resources to producing capital goods in a given period to ensure higher growth in a future period but this would result in a reprioritization of current consumption. The PPC help visualize this trade-off, enabling policymakers to analyze the potential impacts of their decisions on the economy's productive capabilities. The PPC can also be applied in examining the impacts of international trade. As countries specialize in the production of goods for which they have a comparative advantage, they are able to engage in trade and consumption beyond their respective PPCs, thereby benefiting both parties. PPC also aids in analyzing the effects of shocks concentrating on the economy like the natural calamities or economic crisis. Other causes of inward-shifting PPC reflect a decrease in productive capacity. Quantifying the scale of these changes enables policymakers to gauge the scale of the effect and the appropriate response. Overall, PPC is a useful analysis tool helping to understand economic efficiency, growth and policy choices. It assists policymakers and economists with understanding the trade-offs involved in allocating resources, and the possibilities for growth through technological advancements and augmenting resource availability.

The Opportunity Cost: Trade-offs between Manufacturing Guns and Butter and the Shape of the PPC

The Production Possibility Curve also illustrates a very important idea in economics, that is, opportunity cost, which is the cost of making a choice, represented by the forgone value of the next best alternative. Opportunity cost within the PPC context means the amount of one good that has to be given up to gain an additional unit of another good. The PPC basically shows the different combinations of the two goods that can be produced with limited resources and is always downward sloping due to the idea of opportunity cost – as more of one good is produced, the opportunity cost in terms of the good that isn't produced increases. If the economy is producing a golden stream of consumer goods with the decision to produce capital goods, it is going to have to sacrifice some output of consumer goods. The quantity of consumer goods sacrificed is the opportunity cost of producing the extra capital goods. The PPC curve is concave due to the law of increasing opportunity cost. For each additional unit of a good (e.g., cars), the sacrifice (i.e., the cost of an opportunity foregone) of producing that unit in terms of another good (e.g., trucks) increases. This is because resources are not equally adaptable to producing all products. First, the resources best suited for producing one good are employed. When that good has been produced enough, more of it can only be produced with less applicable resources, causing the opportunity costs to be greater. Increasing opportunity cost is a key concept in economics and has important implications for resource allocation and production decisions. It suggests that governments can have the most efficient economy when they can focus on the goods where they have comparative advantage, resulting in a low opportunity cost. The PPC can be used to illustrate the concept of opportunity cost, which is the cost of forgoing the next best alternative when making a decision. If, for instance, a country wants to commit more to military spending, it must take into account what opportunities (education, health, infrastructure, etc.) would be lost as a result. For instance, if a firm decides to invest in new technology, it should take into account the opportunity cost i.e. the profits it could have earned on part of the investment had it been invested elsewhere. The PPC also highlights the concept of



efficiency in resource allocation. Operating on the PPC ensures an economy is getting the most output out of the resources it has, and minimizing opportunity costs. On the other hand, operating below the PPC means that we waste resources, which increases opportunity costs. Now, do you know opportunity cost? As people go through their everyday lives, they must choose between working or playing, between spending or saving. Note that the PPC context is the right framework to think about these trade-offs and how to evaluate decisions. Essentially, the PPC allows a more pictorial and a way of analyzing the concept of 'opportunity cost, which is one of the fundamental concepts that economists use when they analyze different scenarios and make decisions. It emphasizes the trade-offs that come into play when resources are allocated and the need to account for opportunity costs in individual and societal decision-making.

Trade-offs Considered: Economic Realities and Their Application

The Production Possibility Curve visually represents the idea of opportunity cost which is a crucial concept of any economic decision. Trade-offs are about sacrificing one thing for another. Let us start with the PPC, trade-offs occur through movement along the curve when producing more of one good produce less of the other. These are trade-offs that differ depending on available resources, technology, and societal preferences. A society that prioritizes the construction of healthcare services over the production of consumer items as an example of a trade-off between present consumption and future well-being. This would mean moving along the PPC: producing more healthcare and less consumer goods. The PPC also assists in understanding how changes in resources availability and technology affect production possibilities. The PPC demonstrates the maximum efficient production of the 2 goods when all resources are fully utilized, when this expands (an increase in the number of resources available, for instance labor or capital) or a technology shift occurs (a technological advance) the PPC will shift outwards and the economy will be able to produce more. This outward movement signifies economic growth, enabling the economy to produce more of both goods. On the other hand, if the economy was to lose resources or

experience a decline in technology, the PPC would shift left, representing economic decline. Societal preferences and policy decisions to some extent dictate the dynamics of the PPC. To illustrate, if a government decides to allocate funds in education and infrastructure, not only does this keep aggregate demand up, but it also increases the economy's productive capacity, which means their actions induce long-run economic growth. But this investment comes at the cost of current consumption, the classic trade-off of present versus future. The PPC can also be applied to examine the benefits of international trade. By trading countries can consume outside of their individual PPCs if they each specialize in the production of the good in which they each have a comparative advantage leading to mutual gains. This exchange enables nations to have access to a broad spectrum of products and services, enhancing their life standards. The PPC not only illustrates the production of goods and services--it can also be used to analyze production of public goods, such as environmental quality or national defense. For instance, a society might decide to spend more on protecting the environment, by meeting fewer of other goods and services. This trade-off is better visualized with the help of a PPC which helps to create a structure.

3.4 Let Us Sum Up

The PPC shows the maximum output combinations achievable with given resources. It highlights opportunity costs, trade-offs, and efficiency. Shifts in the curve indicate economic growth or decline. Understanding PPC aids decision-making in production, resource allocation, and policy evaluation for optimal economic outcomes.

3.5 Unit End Exercises

1. Draw and interpret a Production Possibility Curve diagram.
2. Explain opportunity cost and trade-offs with PPC examples.
3. Discuss factors causing shifts in the PPC.



3.6 References and Suggested Readings

1. Mankiw, N.G. (2020). *Principles of Economics*. Cengage Learning.
2. Samuelson, P.A., & Nordhaus, W.D. (2021). *Economics*. McGraw-Hill Education.
3. Lipsey, R.G., & Chrystal, K.A. (2019). *Economics*. Oxford University Press.

Check Your Progress

Q.1 Explain PPC.

Q.2 Explain properties of PPC Curve.

UNIT 4 ECONOMIC SYSTEMS THEORIES

Structure

- 4.1 Introduction
- 4.2 Objectives
- 4.3 Department of the Treasury
- 4.4 Let us sum up
- 4.5 Unit End Exercises
- 4.6 References and suggested readings

4.1 Introduction

Economic systems determine how resources are allocated, goods produced, and wealth distributed. This unit examines various systems, their principles, and the role of government in economic decision-making.

4.2 Objectives

1. Understand different types of economic systems and their resource allocation methods.
2. Analyze how economic systems answer what, how, and for whom to produce.
3. Explore government roles, wealth distribution, and efficiency under different systems.

4.3 Department of the Treasury

Laws direct the distribution of resources and the making of decisions, influencing production, techniques, and target markets. The results differ depending on the fundamental ideas and philosophies of each economic system. If you want to really understand the dynamics of economic activity, the role of government, and the distribution of wealth, understand these five principles. Economic systems have historically developed to adapt to prevailing social, political, and technological conditions and have embodied the varied values of different societies. Ancient civilization had the barter system and economic models have evolved to the



level of complex market economy we have today in pursuit of better resource allocation. The study of the different types of economic systems is not an academic exercise; the specifics and implications of these systems have real-world applications in terms of policy enactment, business strategy, and the general well-being of individuals. In helping to make sense of the world there is much to be learned when considering the merits of various systems and their attributes survive and frustration to achieve an understanding of the fundamentals of economic development, inequality and the possibility of creating a better sustainable economic future. These are all part of broader debates about individual initiative versus collective responsibility, the role of markets versus governments, or efficiency versus equity in economic systems. This chapter lays the foundation for the detailed analysis of selected economic models that will be covered in subsequent chapters. It helps in understanding the theoretical and practical aspects that will be discussed in the context of real-world applications.

A. Capitalism: The Forces of Market-Oriented Economies

Capitalism, a system where the means of production are privately owned and market mechanisms determine resource allocation, has been a major influence in global economics. Capitalism, in its essence, is also about the mobilization of individual initiative and competition, and the pursuit of profit, for advancing growth. The system is based on the premise that free markets — the “invisible hand” of supply and demand — are the most efficient way to allocate resources and create wealth. Private property rights are essential, and they empower individuals and businesses to own and control assets, invest capital, and enjoy the fruits of their labor. Competition between producers breeds innovation, efficiency, and lower prices for consumers. The profit motive ensures that businesses create goods and services based on consumer demand, creating a dynamic and responsive economy. This does not come without criticism of capitalism. There has been opposition to laissez-faire, and this has been driven by concerns over income inequality, market failures, and the exploitation of labour. Others call for a limited role for government, and expect markets to work and have laissez faire policies. Some argue that the

government must intervene to address market failures, protect consumers, and promote social equity. Each phase has presented its own set of challenges and opportunities, reconfigured the economic landscape and influenced the distribution of wealth and power. With the rising impact of multinational companies, globalization and technological advancements, the nature of capitalism has changed further—bringing both extraordinary wealth and new kinds of inequity. This means knowing its fundamentals, its history, its present challenges. It will include studying how markets work, the function of institutions, and how economic policies affect humans and society. A critical assessment of capitalism sheds light on its ability to promote economic development and its limitations in confronting inequality and sustainability issues.

B. Socialism: Ownership in Common and Social Equality

Socialism, in its many facets, serves as a counterpoint to capitalism, advocating for collective ownership, social justice, and planned economies. Socialism is the means of production owned and controlled by society as a whole, not by individuals or private business. This collective ownership could mean a number of things: state ownership, cooperative ownership, worker ownership, and more. While private ownership and market-based allocation may lead to disparities in wealth and income, socialists argue for their more equitable distribution, between and within societies. However, planned economies — in which central authorities decide how resources are produced and distributed — are typically associated with socialism. The objective is to make sure that we allocate resources based on social requirements and not on demand and supply. Yet there are differing models of socialism, with varying degrees of central planning. For instance, democratic socialism is a combination of social ownership and planning with the democratic, individual rights and freedoms built on economic democracy. If we look at socialist states in our history, they had an array of events such as command economy of the Soviet Union or welfare states in Scandinavian nations. The problems of applying socialist ideas have ranged from inefficiency and a lack of innovation to the absence of individual motivation. One of the arguments



against socialism is that central planning can create shortages and surpluses, and a lack of responsiveness to consumer preferences. They also cite the potential for bureaucratic inefficiencies and the suppression of individual initiative. Conversely, socialism advocates claim it has the potential to foster a more just and equitable society, where all citizens have access to vital goods and services and the reach of private capital is curtailed. The touchstone of the past centuries: the dichotomy of capitalism vs socialism Socialism is thus a theory, a counterpart of capitalism in roots, historical experiences, and importance today. It necessitates an appreciation of the various socialist traditions, the difficulties of realizing socialist ideals; and the opportunity to establish a more just and equitable economic order. As most of you are aware, this is a continuing dialogue between capitalism and socialism that has impacted economic policy and helped inspire the search for alternative models of economic organization.

C. Mixed Economies: Between Forces of Market and Intervention of Government

Mixed economies, which semi-balance capitalism and socialism, are the most prominent form of economic arrangement in the contemporary world. Such systems aim to blend the efficiency and dynamism of market allocation, with the social equity and stability of government allocation. Mixed Economies There is wide variation in the involvement of government in different mixed economies, reflecting different priorities across the political and social spectrums. The mixed economy ensures that private production and trade is done in a way that does not hinder the process of equitable distribution of goods and services. But the government also intercedes to organize markets, provide public goods, and correct social and economic disparities. This can take many forms, from taxation, subsidies, and regulations, to public ownership over much of the industry. Mixed economies often ensure social welfare programs, including unemployment benefits, healthcare, and education, that aim to provide a safety net for struggling populations and enhance social welfare. Governments are also responsible for regulating the financial markets, consumer protection, and ensuring fair competition. This

remains a contentious issue between the free markets and governments. Some suggest a greater role for markets, arguing for deregulation and privatization. And yet others are of the opinion that it is imperative to intervene in the (free) market and that it becomes necessary to correct distortions brought about by free market, for social equity, and for sustainable development. The emergence of mixed economies can be understood through its historical development, which has been framed within different phases at different economic and political conditions. This was in the era after World War II, when the welfare state and Keynesian economics took heart in the idea that government had a role to play in managing aggregate demand and maintaining full employment. The political economy of neoliberalism in the late 20th century shifted towards market-based policies and deregulation. A mix of new challenges—globalization, technological change and climate change—faces mixed economies, too, today. This demand for a modified equilibrium between the economic, social, and environmental elements to human activity challenges economics to devise creative policy responses and establish a more comprehensive understanding of how markets and governments interact. Mixed economies have different types of government interventions, and the challenges of balancing competing priorities, along with the often-complicated process of achieving change, have led to a renewed interest in the study of this field. It is based around a deep understanding of how markets, governments and civil society interact, and the ways in which institutions shape economic outcomes. It is a testament to the evolution of mixed economies, Adaptive Mixed Economies (AMEs), and their role in the contextual deconstruction of ontological information in contemporary society.

4.4 Let Us Sum Up

Economic systems provide frameworks for organizing production, distribution, and consumption. Different systems, market, command, mixed, traditional, address scarcity and allocation differently. Understanding these models helps analyze economic behavior, government intervention, and societal outcomes, guiding informed decisions for equitable growth and optimal resource use.



4.5 Unit End Exercises

1. Compare and contrast major economic systems with examples.
2. Explain the role of government in different economic systems.
3. Discuss efficiency and equity under various economic systems.

4.6 References and Suggested Readings

1. Samuelson, P.A., & Nordhaus, W.D. (2021). *Economics*. McGraw-Hill Education.
2. Mankiw, N.G. (2020). *Principles of Economics*. Cengage Learning.
3. Lipsey, R.G., & Chrystal, K.A. (2019). *Economics*. Oxford University Press.

Check Your Progress

Q.1 Explain Capitalism theory of Economics.

Q.2 Explain Socialism theory of Economics.

UNIT 5 INTRODUCTION TO MANAGERIAL ECONOMICS

Structure

- 5.1 Introduction
- 5.2 Objectives
- 5.3 Managerial Economics: Scope, Purpose, and Strategic Importance in Decision-Making
- 5.4 Let us sum up
- 5.5 Unit End Exercises
- 5.6 References and suggested readings

5.1 Introduction

Managerial economics applies economic theories and methods to business decision-making, guiding managers in solving problems, optimizing resources, and enhancing organizational efficiency and profitability.

5.2 Objectives

1. Understand the scope and significance of managerial economics in business decisions.
2. Apply economic concepts to analyze managerial problems and organizational challenges.
3. Utilize decision-making tools to optimize resource allocation and enhance efficiency.

5.3 Managerial Economics: Scope, Purpose, and Strategic Importance in Decision-Making

I — The Scope of Managerial Economics: From Theory to Practise

Far from being just an intellectual endeavor, it becomes a systematic guide for executives to break down complicated business issues, make well-reasoned decisions and ultimately, strengthen their organizations. Managerial economics is, in essence, the use of economic concepts and approaches in dealing with the problems and challenges that managers encounter on a day-



to-day basis. The business environment can be understood by applying the concepts of microeconomics, which include basic economics tools, analyzing demand, theory of cost, theory of production and structure of market, which can be applied towards how a business is influenced by external and internal factors. Essentially, it converts the language of economics into actionable intelligence for managerial decision-making. The scope of managerial economics is essentially practical and problem-solving. Instead of merely creating theoretical models, it's about solving (business) problems in the real world. This practical thrust makes it different from pure economic theory, which is often much more abstract and higher level. It combines economic theory with business practices to facilitate decision-making and forward planning by management. This means having a sophisticated understanding of both the internal environment of the firm — its resources, capabilities, organizational structure — and the external one — market conditions, competitive forces, regulatory environments. Managers must consider both the economic aspects and the strategic alignment of decisions, helping to avoid conflict between short-term economic goals and long-term strategic goals.

It has a wide scope and it covers several business functions within its ambit. It encompasses everything where better decision making is of possible value through economic analysis. This has become a huge field of study, and some major areas include demand analysis and forecasting. Insights into consumer behavior, future demand predictions, and assessment of the impact of marketing strategies are important for effective production planning and inventory management. Managerial economics also focuses on cost analysis and theory of production. Through assessing cost structures, leveraging economies of scale, and streamlining resource allocation, managers can reduce costs and improve efficiency. Other important topics include pricing policies, such as price discrimination and competitive pricing, as well as product bundling. Knowledge of market structures, including perfect competition and monopoly, is crucial for creating successful pricing strategies. Moreover, Managerial Economics deals with the Investment decision, covering capital budgeting, risk assessment, and project evaluation.

Methods like net present value analyses and internal rate of return calculations enable managers to make the right decisions when it comes to long-term capital allocation. The scope of managerial economics also includes strategic planning and competitive analysis. Managers can use the data to forecast market trends, identify potential competitive challenges, and establish enduring competitive differentiators that can weather fluctuations over time. Each of these diverse areas can be integrated as a part of the cadre of managerial economics. By employing this integrated approach, a firm can create a holistic view of itself and the external environment. This holistic perspective helps in making decisions that are in line with the strategic goals of the organization rather than in isolation.

II. Managerial Economics: Its Purpose, Key Principles.

Managerial economics is concerned with the application of all other economics to the operation of the firm. These goals help provide managers with direction and inform their decision-making as they face the challenges of the business environment. The most essential purpose is to create a system of logical processes and principles. This means taking a systematic approach to understanding problems, weighing alternative solutions, and choosing the best path forward, using the tools and techniques of economics. In order to make rational decisions, one must know in no uncertain terms both the goals of the firm in question as well as the constraints it faces and the outcomes possible from the decisions it makes. Managerial economics simplifies this process through a systematic approach to decision-making, allowing managers to make optimal choices, aligned with the objectives of the company. Another major goal is to help craft good business policies. It familiarizes you with economic guidelines to help companies in everything from pricing strategy to production, marketing, and even investment. Through this understanding, managerial economics helps managers pinpoint the factors influencing the success of individual policies, and anticipate the impact of shifts in the business environment. However, this also allows firms to respond ahead of time to challenges or opportunities that may arise. Managers can develop pricing policies based on demand analysis and cost structure, which maximize



revenue and profitability. In the same way, by analyzing in which investment opportunity to invest, managers use capital budgeting techniques to ensure that the firm's resources are assigned in the best possible manner.

Managerial economics, moreover, seeks to enhance efficiency in the allocation of resources. Essentially, it means making the most effective and efficient use of the company's assets, such as, labour, capital and raw materials, to reduce costs while increasing output. Managers can focus on the appropriate use of resources through techniques like cost-benefit analysis and production function analysis. In the current business landscape, this drive for efficiency is particularly relevant, as companies are always looking to cut costs and increase productivity. Managerial economics further helps to make the firm flexible to changes occurring in the environment. This means predicting and adapting to upcoming shifts in market conditions, competitive dynamics, and regulatory frameworks. Distinguishing the scale and effect of these changes can customize strategies that minimize risks and maximize opportunity. This is an opportunity for the firm to be adaptive because the world is dynamic and uncertain, and performing a single activity may not be amenable in the long term. Another goal is to support prediction and planning. This enables them to predict market conditions and plan through analytics such as demand forecasting and trend analysis. Such a proactive stance enables firms to undermine potential threats along with capitalize on emerging opportunities. Good forecasting and planning are crucial to ensure that the firm's resources align with the strategic goals of the firm. Finally, Managerial Economics also has tools to check the effectiveness of the firm. By looking at key performance indicators like profitability, market share, and return on investment, managers can determine the effectiveness of their strategies and areas where improvement is needed. Analyzing yourself in this manner is an ongoing process that will help you ensure the firm remains competitive and realizes the long-term goals.

III. Why is Managerial Economics so important: Creating Sustainable Competitive Edge

Managerial economics is crucial because it equips managers with the necessary analytical tools and frameworks to make well-informed decisions that lead to sustainable competitive advantage in the marketplace. The ability to change direction on the fly and predict what lies ahead are vital skills for firms operating in today's highly dynamic and competitive business environment. It is managerial economics that presents the conceptual toolbox for making firms flexible, allowing managers to in fast in economically reasonable manner and in line with the long-term perspectives of the firm. One of the areas that managerial economics is very fundamental on is in the formation of appropriate pricing strategies. Managers can use this knowledge to find price points that optimize revenue and profitability, by understanding what drives demand and cost. In cases where there is high competitive advantage in an environment where the interplay between pricing and market share is vital, this is especially important. Production planning and inventory management also rely heavily on managerial economics. For instance, by understanding the costs of production and demand patterns, managers can make the production levels that minimize the costs of inventory. This efficiency is key to reduce waste and increase the overall profitability of the company. Big part of managerial economics is investment decisions. This allows managers to assess which investment projects are likely to be profitable and which ones will not. This way ensure that firm is allocating effectively and investment is fit with his strive goals. Additionally, the field of managerial economics has a framework for the analysis of market structure and competition. By studying and dissecting the dynamics involved in different market structures, a manager can devise plans that will help them to successfully compete and will ensure competitive advantage. This involves studying what competitors do, the kind of threat posed by new arrivals, and the places where a business can differentiate itself. In addition, managerial economics is also useful in strategic planning and competitive analysis. Investigating industry trends and predicting future market movement enables managers to formulate long-term strategy that positions the firm for success.



This entails recognizing new opportunities, evaluating the potential risks, and devising strategies to mitigate those risks. Such an approach enables firms to act ahead of the curve in terms of potential red flags, and to take advantage of the possibilities.

This can be seen in the potential to make better decisions at different levels of any organization. Managerial economics assists managers in making more logical and rational decisions for solving problems by providing a systematic and analytical framework. It helps minimize costly mistakes and improves the overall efficiency of the firm. Managerial economics promotes a data-driven culture in which choices are not made on the basis of opinions but rather objective analysis. This contributes to the quality of decisions and they are aligned with the strategic objectives of the firm. Additionally, knowledge of managerial economics helps to understand the effect of government policies and regulations on businesses. Through such examinations of the financial implications in terms of tax laws, trade policies, and environmental regulations, managers may be able to derive strategies for both risk minimization and compliance. This is especially true in heavily regulated industries, where the profitability can be significantly impacted by a change in government policy. Finally, the study of Managerial Economics helps to develop the analytical ability of management. It enhances the capacity that encourages better strategic thinking and implementation of efficient practices. It helps managers create balance in the midst of complexity of market conditions, while helping them to make strategic decisions that result in sustainable growth and profitability. This analytical ability is an invaluable tool in today's competitive environment.

5.4 Let Us Sum Up

Managerial economics bridges theory and practice, helping managers make informed, rational decisions. It applies microeconomic and macroeconomic principles to business problems, resource allocation, and strategic planning. Mastery of managerial economics ensures efficiency, profitability, and effective organizational management in competitive environments.

5.5 Unit End Exercises

1. Define managerial economics and discuss its scope in decision-making.
2. Explain applications of economic theories in business problem-solving.
3. Illustrate how managers use economic tools for resource optimization.

5.6 References and Suggested Readings

1. Keat, P.G., & Young, P.K.Y. (2020). *Managerial Economics*. Pearson.
2. Chopra, O.P. (2018). *Managerial Economics*. Himalaya Publishing.
3. Samuelson, P.A., & Nordhaus, W.D. (2021). *Economics*. McGraw-Hill Education.

Check Your Progress

Q.1 Explain Managerial Economics.

Q.2 What are the advantages of Managerial Economics.



SELF-ASSESSMENT QUESTIONS

MCQ: Multiple-Choice Questions

1. What is economics primarily concerned with?

- a) Business of making and selling things
- b) Infinite wants and finite resources
- c) Money and finance
- d) None of the above

Ans:B

2. Which is NOT one of the fundamental economic issues?

- a) What to produce?
- b) How to produce?
- c) When to produce?
- d) For whom to produce?

Ans:C

3. Production Possibility Curve (PPC) shows:

- a) The most that can be produced from the use of inputs.
- b) Resources for production are unlimited
- c) The connection of supply and demand
- d) The profit of firms in a market economy

Ans:A

4. The best definition for opportunity cost is:

- a) The cost of production
- b) The next best alternative foregone in decision-making
- c) Data visible at the time.
- d) The price paid for goods

Ans:B

5. Which type of economy has full government control of resources?

- a) Capitalism
- b) Socialism
- c) Mixed economy
- d) Free-market economy

Ans:C

6. What does a mixed economy involve?

- a) Resources are completely nationally owned
- b) All resources, completely privately owned
- c) A mixture of private and public sector control
- d) No government intervention

Ans:C

7. Which of the following is NOT a goal of managerial economics?

- a) Profit maximization
- b) efficient allocation of resources
- c) Increasing state spending
- d) Demand forecasting

Ans:C

8. Scarcity refers to:

- a) Natural resources; plenty.
- b) Wants are unlimited but resources are limited
- c) Inflation existing in an economy
- d) Having more resources available than necessary

Ans:B

9. Why is production possibility curve (PPC) useful in making a decision?

- a) It illustrates all possible maximum output combinations
- b) It is a price determinant of goods in the market
- c) It assists firms in determining wage levels
- d) It forecasts economic growth

Ans:A

10. Why do we even need economic theories in business?

- a) They help in making better financial decisions
- b) They promote production of goods
- c) They eliminate competition
- d) They lower the prices of products

Ans:A



Short Questions:

1. What is economics and its fundamental problems?
2. What importance does the Production Possibility Curve (PPC) hold?
3. What does opportunity cost mean?
4. They cover the differences between capitalism, socialism, and a mixed economy.
5. Key objectives or goals of managerial economics
6. What is scarcity and resource allocation?
7. Answer: Managerial economics helps managers in decision making.
8. What economic theory in business and why it even of an importance?
9. PPC marks the different combinations of two goods that can be produced using the available resources.
10. What features has a mixed economy?

Long Questions:

1. Describe the basic economic problems of an economy.
2. Talking about Production Possibility Curve and decision making.
3. Examine and compare different economic systems
4. Discuss the nature and scope of managerial economics.
5. Formatted according to common principles of natural law and positive law, it answers to questions related to how money is made, what if anything a person can do with money, and how things are allocated.
6. Opportunity cost is one of the most important concepts in economics.
7. Describe the role of government in a mixed economy.
8. How does scarcity affect economic decision-making?
9. Identify and describe the key distinctions between microeconomics and macroeconomics.
10. Describe the effect of economic systems on business.

BLOCK 2

THEORY OF DEMAND, SUPPLY, PRODUCTION, AND COST

UNIT 6 DEMAND AND SUPPLY CONCEPT

Structure

- 6.1 Introduction
- 6.2 Objectives
- 6.3 Market Equilibrium: Price, Quantity, and the Role of Elasticity
- 6.4 Let us sum up
- 6.5 Unit End Exercises
- 6.6 References and suggested readings

6.1 Introduction

Demand and supply form the cornerstone of economics, describing interactions between buyers and sellers that determine prices, quantities exchanged, and efficient allocation of resources in the market.

6.2 Objectives

1. Understand the basic concepts of demand and supply in economic analysis.
2. Explore how buyers and sellers interact to determine market equilibrium.
3. Analyze the role of demand and supply in price formation and allocation.

The theory of demand and supply is the foundation of economic analysis and represents the interaction between a buyer and a seller, which is a two-by-two-dimensional force of economic nature. Demand, simply put, is the willingness and ability of a consumer to purchase a good or service at a given price. This demand is not an arbitrary choice or an aesthetic aberration but rather a manifestation of deep-seated preferences, income elasticity and substitutability.



One is the law of demand, a foundational axiom that holds that there is an inverse relationship between price and the quantity demanded, holding all else equal. The law of demand states that, all else being equal, as the price of a good or service increases, consumer demand for the good or service decreases; and, conversely, as the price of a good or service decreases, consumer demand for the good or service increases. This relationship is not sketched, it is based on the law of diminishing marginal utility that consumers experience. The more people have of a good, the less additional benefit (utility) that comes from each additional unit consumed. Additionally, an increase in price will frequently stimulate consumers to examine substitute goods or services, and this also enhances the decline in quantity demanded. But demand is not fixed; it is affected by many factors other than price, including the income of the consumer, tastes and preferences, the prices of related goods (substitutes and complements), expectations regarding future prices and the size of the market. For example, an increase in consumer income usually increases demand for normal goods and vice versa. Demand can also be significantly affected by changes in consumer preferences, either from trends, advertising, or cultural shifts. The supply and price of substitutes and complements are a critical factor too. If the price of a good that is a substitute goes down, then consumers may substitute, reducing the demand for the original good. On the other hand, when the price of a perishable good reduces, it can lead to an increase in demand for the previously mentioned good. Expectations concerning future prices can affect current demand as well — consumers might hasten their purchases if they expect a price increase, creating demand. The size of the market itself, influenced by increasing population and demographic changes, can impact the total demand for good and service. Understanding these demand nuances helps businesses to forecast consumer behavior and make production and pricing decisions accordingly.

On the other end of the market equation is supply — which is the amount of a good or service that producers are willing and able to sell at various prices. Similar to the law of demand, the law of supply states a direct relationship between price and quantity supplied, again, *ceteris paribus*. When the price of a good rises, producers are encouraged to offer additional units because they will make increased profits. On the flip side, as the price drops, producers may scale back their supplies, shrinking profitability. The latter dynamic is motivated both by the expense of production and the pursuit of profit. The cost of raw materials, labor, capital, and energy are all costs carried by producers. These contribute to possible increasing costs as production ramps up in the form of diminishing margin and competitive resource allocation. Higher prices allow producers to receive the revenues required to make up for those higher costs and still be profitable. Supply, like demand, is not only a function of price; it is affected (among other things) by technology, input costs, the prices of related goods, expectations of future prices and government policies. Improved technologies can increase productivity, lower production costs or increase supply. Changes in input prices or wages can have a more immediate effect on production and on the quantity supplied. Which means that the supply of one good is influenced by the prices of related goods like joint products or alternative product. On the other hand, when the price of a substitute good rises, suppliers may reallocate their resources, decreasing the quantity supplied of the original good. Expectations for future prices can also affect current supply; if producers expect prices to increase, they can hold back on supply in order to sell that supply at a higher price later.

6.3 Market Equilibrium: Price, Quantity, and the Role of Elasticity

Equilibrium Price and Quantity The market equilibrium is the point at which the quantity demanded by consumers is equal to the quantity supplied by producers. An equilibrium is achieved where the demand and supply are equal, allowing for a stable price and clearing the market. At this price, there are no additional consumers who are not able to pay and hence will not be able to buy the good and there is no excess supply, as the producers are happy



at the set price to supply. All factors in progress and constantly evolving. Changes in demand or supply can cause equilibrium to be disturbed, causing price and quantity changes. A change in one of the two curves namely the demand curve or the supply curve can also increase the equilibrium price and quantity, An increase in demand while supply is constant will increase both equilibrium price and equilibrium quantity. On the other hand, if there is less demand then this will lead to a lower equilibrium price and quantity. An increase in supply, with constant demand, will therefore lead to a lower equilibrium price and a greater equilibrium quantity. Such a decrease in supply leads to a higher equilibrium price and a lower equilibrium quantity. These adjustments are driven by market forces, as prices are signals to consumers and producers. If demand is greater than supply, the price increases which encourages producers to supply more and discourages consumers from buying. Similarly, if demand outstrips supply, prices rise, and encourage consumers to spend less and producers to produce more. The elasticity, which is a measure of the responsiveness of quantity demanded and quantity supplied to changes in the price of a good or service, as well as the changes in income and the prices of related goods, also adds depth to our comprehension of market fluctuations. For example, one could derive a concept called elasticity, which is a measure of the response of quantity demanded with respect to price. If the demand is elastic, a change in price will change the quantity demanded relatively a lot. Demand in this case is inelastic - a price change results in a smaller change in the quantity demanded. Also, price elasticity of supply describes the percentage change in quantity supplied in response to a percentage change in price. These elasticities help businesses when planning pricing strategies, as well as policymakers when evaluating the effect of taxes and subsidies. In summary, the interaction between demand and supply is the ongoing process of alignment and reflection, optimizing resource distribution and maintaining market synergy.

6.4 Let Us Sum Up

Demand and supply explain how goods and services are exchanged in the market. Buyers' willingness to purchase and sellers' willingness to sell interact dynamically, determining prices, quantities, and efficient resource allocation. Understanding these principles is essential for analyzing market behavior and guiding economic decision-making.

6.5 Unit End Exercises

1. Define demand and supply with real-world examples.
2. Explain the interaction of buyers and sellers in a market.
3. Illustrate market equilibrium through simple scenarios.

6.6 References and Suggested Readings

1. Mankiw, N.G. (2020). *Principles of Economics*. Cengage Learning.
2. Samuelson, P.A., & Nordhaus, W.D. (2021). *Economics*. McGraw-Hill Education.
3. Lipsey, R.G., & Chrystal, K.A. (2019). *Economics*. Oxford University Press.

Check Your Progress

Q.1 Explain Demand in detail.



Q.2 Explain the concept of supply.

[illegible]



UNIT 7 DEMAND AND SUPPLY DETERMINANTS

Structure

- 7.1 Introduction
- 7.2 Objectives
- 7.3 The Intricacies of Demand
- 7.4 The Dynamics of Supply
- 7.5 Interaction and Equilibrium
- 7.6 Let us sum up
- 7.7 Unit End Exercises
- 7.8 References and suggested readings

7.1 Introduction

Demand and supply are influenced by multiple factors, including price, income, and preferences, which determine the quantities bought and sold in the marketplace.

7.2 Objectives

1. Examine factors influencing demand, including price, income, and consumer preferences.
2. Understand determinants affecting supply, such as production costs and technology.
3. Analyze how these determinants impact market equilibrium and resource allocation.

7.3 The Intricacies of Demand

The notion of demand, at a basic level, is how much consumers want and are willing/able to buy a certain good/service. But this seemingly naive idea is also subject to a complex web of determinants. The central of these is the price of the good itself. While the law of demand describes an inverse correlation: if the price rises, the number of units demanded sinks, and the other way around. This connection is commonly illustrated with a downward-sloping demand curve. But price is just the tip of the iceberg. Consumer income is an important determinant: the demand for normal goods increases

with income, and the demand for an inferior good decrease with income. In addition, demand for current goods is greatly affected by the ones connected to it. This is the case with substitute goods like coffee and tea where the relationship is positive: a rise in the price of one will cause a rise in the demand for the other. Complementary goods (for example, cars and gasoline), in contrast, display an inverse relationship: as the price of one good increases, the demand for the other decreases. Outside of these economic drivers, consumer tastes and preferences are powerful forces. These are often molded by cultural norms, advertising, and individual experiences that are all in a state of constant flux. Furthermore, consumers' expectations about future prices and availability might drastically shift demand in the present. Consumers could boost their current purchases if they expect prices to increase. Particularly important: the population size and demographics; a larger population usually means that there are more people demand goods or services, and demographic changes, such as an aging population, can also change the demand for some goods and services. Government policies, taxes, subsidies, regulations, make it even more complex. Taxes reduce demand by increasing the effective price; subsidies increase it by reducing the effective price. Lastly, external events such as seasonal change, weather change and social trends can all cause the demand to change frequently. To appreciate these complex drivers is imperative for enterprises in order to predict market demand and for governments to coordinate effective economic policies. Demand is also influenced by market structure and competition in addition to the main factors. Demand is more elastic in marketplaces with intense competition because customers have more options. Technological developments can change demand by producing new products or increasing the appeal of already-existing ones. Cross-border impacts brought forth by globalization expose consumers to global prices and trends, which might change local demand patterns. Purchase decisions are also influenced by behavioral factors such as psychological pricing, perceived quality, and brand loyalty. Businesses can improve their pricing strategy, product positioning, and sales forecasts by examining these elements. Governments can use this knowledge to create focused policies, maintain market stability, and successfully promote economic expansion.



7.4 The Dynamics of Supply

Flipping things, on the other side of the market equation, we have supply, which is the amount of a good or service that producers are prepared and capable of selling at different prices. Like demand, supply is also governed by a few central determinants. The first, and foremost, is the price of the good itself. As price rises the quantity supplied rises, following the law of supply which is usually expressed as an upward sloped supply curve. But, this relationship depends on other variables. The costs of production drive much of this, from the prices of raw materials to labor to energy to capital. Lesser profit means a decrease in supply cost will shift the supply curve inward. On the supply-side, technological improvement can create very significant increase in supply by making more efficient production process or by reducing production costs. Improvements in production techniques, equipment and transportation enable suppliers to provide more goods for less. The supply of related goods also impacts the price. When they do so, producers tend to divert productions towards more profitable goods and with that, the supply of other goods/product might be affected. So, for instance, if the wheat price goes up, farmers can devote more land to wheat, thereby decreasing the available supply for other crops. Producer expectations of future prices can change present supply. If they expect the price to rise, they may cut back on current supply so that they can sell more at a higher price in the future. More sellers means more supply in the market. Supply is heavily impacted by government policies like taxes subsidies and regulations. Taxes raise production costs, which decreases supply; subsidies lower costs, which raises supply. Regulatory constraints on production can constrain supply. Natural factors especially shape this in sectors like agriculture and resource extraction. Weather, natural disasters and availability of natural resources can significantly change supply. Additionally, elements affecting available resources like global, or local supply chain issues can significantly impact nearby and world supply. Knowledge of these determinants can enable businesses to optimize production decisions and policymakers to institutionalize favorable economic growth policies.

7.5 Interaction and Equilibrium

Market equilibrium, where demand meets supply is a function of demand and supply interaction. Alternatively, we perceive this point of equilibrium, price and quantity at which you solve your desires, along with stable consumer and producer interests. But this equilibrium is not static, but rather changes with shifts in any of the determinants of demand or supply. The equilibrium price and quantity rise as demand increases and fall as demand falls. In contrast, an increase in supply causes the equilibrium price to decrease and the quantity to increase while a decrease in supply produces a higher equilibrium price and a lower quantity. The size of these adjustments depends on demand and supply force elasticity, i.e. the degree to which the amount demanded and supplied respond to price changes. Elastic demand or supply means that a change in price leads to a significant change in quantity, while inelastic demand or supply means that a change in price leads to only a small change in quantity. Because these dynamics are critical to predict trends in their market and inform business strategy. This can help businesses optimize pricing, production and inventory management. It can help policymakers formulate fiscal and monetary policies that work, instead of failing; promote economic stability; and address a market failure. However in competitive markets, the price mechanism efficiently allocates resources, ensuring that goods and services are produced and consumed at optimal levels. However, market failures, including externalities and asymmetrical information, can create situations where this equilibrium does not hold, justifying the need for government intervention. These market failures can be recognized through the determinants of both demand and supply, which gives policymakers a foundation for taking corrective actions. These two concepts represent some of the most basic aspects of economic behavior, and they provide a foundation for economic decision making. Their complex interrelationship determines market forces, the distribution of resources, and economic return.

7.6 Let Us Sum Up

Demand and supply are shaped by several determinants. Consumer behavior, price changes, income levels, and production capabilities influence quantities



demand and supplied. Recognizing these factors helps predict market trends, evaluate policy impacts, and guide managerial or individual decisions for efficient resource utilization.

7.7 Unit End Exercises

1. List and explain the major determinants of demand.
2. Identify factors affecting supply and production.
3. Show the effect of determinant changes on equilibrium price.

7.8 References and Suggested Readings

1. Samuelson, P.A., & Nordhaus, W.D. (2021). *Economics*. McGraw-Hill Education.
2. Case, K.E., Fair, R.C., & Oster, S.M. (2021). *Principles of Economics*. Pearson.
3. Mankiw, N.G. (2020). *Principles of Economics*. Cengage Learning.

Check Your Progress

Q.1 Explain intricacies of demand.

Q.2 Explain dynamics of Supply.

UNIT 8 LAW OF DEMAND AND SUPPLY

Structure

- 8.1 Introduction
- 8.2 Objectives
- 8.3 The Law of Demand and Supply: Theory, Applications, and Practical Significance
- 8.4 Let us sum up
- 8.5 Unit End Exercises
- 8.6 References and suggested readings

8.1 Introduction

The law of demand and supply governs price formation in markets, reflecting how consumers and producers respond to price changes and reach equilibrium through interaction.

8.2 Objectives

1. Understand the law of demand and its inverse price-quantity relationship.
2. Examine the law of supply and its direct price-quantity relationship.
3. Analyze market-clearing equilibrium and its significance in price determination.

According to the law of demand and supply, the basic principle of economics, prices are fluid. It is not just some dry, abstract idea; it's a living, breathing mechanism by which the exchange of goods and services is regulated and which determines the price of everything from a loaf of bread to a high-tech gadget. The two principles form the crux of the law: the first states that the higher the price of a good, the less people will purchase (the law of demand); the second states that the higher the price of a good, the more people will sell of that good (the law of supply). The market will adjust until these two forces meet within the market-clearing point — making them like two dancers in a complicated ballet always turning, dodging and adapting around each other. The law of demand suggests that (all else held constant), as the price of a good or service rises, the quantity demanded falls, and vice-versa. This should be an intuitive inverse relationship; consumers are more likely to buy a product



when it's cheaper. Now imagine the cost of your morning cup of coffee skyrocketing. You would probably reduce how much of it you purchased, maybe seeking a less expensive brand or making your own at home. This behavior is motivated by the need to maximize utility — to spend your money in a way that gives you the most satisfaction. The demand curve, which is a graph that shows this relationship, has a negative slope, which reflects this negative relationship. But demand is not all about price. As well as consumer income, tastes and preferences, the prices of related goods (substitutes and complements) and expectations about future prices. For example, an increase in income might move the demand curve outward, signaling a willingness to purchase more at each price level. A rising trend in the popularity of a specific product is likely to create a similar shift. Thus the law of demand is not a law in the same sense that the law of gravity is a law; rather demand elasticity is a way of understanding how consumers typically react to changes in the environment which serves to inform their decision making within any market. It is a way for us to examine consumer behavior and forecast how changes in such factors will affect the demand for a specific good or service. This is essential for companies to derive and formulate pricing, production, and marketing plans so that they align with what consumers want and how the market operates. Demand, and especially its elasticity (how demand changes with respect to changes in price), allow for a better understanding and prediction of consumer behavior. The other side of the equation, the demand side, is not fixed, but rather a fluid, shifting landscape, subject to myriad forces from customer preferences to work-from-home policy; understanding the forces at play there is critical to success in any economy. On the other hand, the law of supply defines the relationship between the price and the amount of a good supplied, from the producer's view. *Ceteris Paribus*, the law states, in principle, that as the price of a good or service increases, its quantity supplied will also increase, and vice versa. That direct relationship is motivated by profit. When producers know they can sell their goods for a better price in the market, they are encouraged to supply more of a product. A higher price indicates that consumers value the product more, and so it becomes more profitable for producers to build up their output.

The supply curve, a graphical depiction of this relationship, is upward-sloping, reflecting this direct relationship. But just like demand, supply is affected by factors that are not dependent on price. The quantity supplied can be influenced by factors such as the cost of production, technology, the prices of related goods (inputs and outputs), and future price expectations. For example, the reduction in raw material price will reduce the cost of making the good, which will lead to an increase in supply at every price. Likewise, technological improvements that increase efficiency can also push the supply curve out. The supply side is also growing and dynamic. Producers determine their level of production in the constant feedback of these factors. Developing foresight skills to identify and adjust to the upcoming changes in order for companies to stay competitive and profitable. Another critical aspect is the elasticity of supply, which examines how much the quantity supplied responds to a price increase or decrease. Supply can be relatively inelastic, meaning that in some industries, if producers have a lot of fixed costs or the production cycle lasts a long time, they cannot change their output supply quickly enough to react to price changes.

Government rules and policies can have a big influence on supply in addition to price and manufacturing costs. Supply curves are shifted by taxes, trade restrictions, and subsidies that change the effective cost of manufacturing. Another factor is market competitiveness; in highly competitive marketplaces, producers could innovate or boost efficiency to hold onto market share, but in monopolistic markets, supply decisions might be more calculated and less sensitive to price fluctuations. The quantity delivered is further influenced by global factors including supply chain interruptions, exchange rates, and foreign demand, thus it is critical for businesses to predict and adjust to global trends. Cost structures and production capacity are also impacted by social and environmental factors, such as labor availability and sustainability regulations. Planning inventories, predicting how rapidly businesses can modify output in reaction to price swings, and creating pricing strategies that optimize revenue while maintaining competitiveness all depend on an understanding of supply elasticity.



In contrast, supply may be more elastic in industries with flexible production processes. Insights into supply determinants and elasticities enable businesses to effectively make production planning, inventory control, and capacity expansion decisions. The laws of supply and demand play a vital role in shaping the price of any good based on what the market is willing to offer against what consumers are willing to pay. This balance point is where demand equals supply and the price does not tend to change. It is the point at which the market clears and both consumers and producers are satisfied. And this balance is not fixed, it moves in response to changes to the underlying drivers of demand and supply. The equilibrium price and quantity go up, because if demand increases and supply stays unchanged, there will be (source) more people who want the goods or services than there are goods or services, causing prices to rise. If demand remains constant, an increase in supply will result in a lower equilibrium price and higher equilibrium quantity. The very nature of the market itself, through the forces of demand and supply, provides a self-correcting mechanism that always pushes prices and quantities toward equilibrium.

8.3 The Law of Demand and Supply: Theory, Applications, and Practical Significance

Suffice to say, the law of demand and supply is not merely a theoretical economic concept. It serves as a theoretical framework for how markets work and how prices are established. It is a model that could be useful for explaining everything from commodity price movements to the effects of government policies on market outcomes. These concepts act as the backbone for businesses to make judicious decisions regarding pricing, production, and marketing. Governments utilize them to create policies that enhance economic efficiency and remedy market failures. The law of demand and supply also explains the necessity of competition in a market economy. Because there are many buyers and sellers, no one person or firm can control prices. Instead, it is the overall actions of all market participants that determine the prices in such systems. This mechanism of competition not only allocates resources effectively but also drives down prices and improve the quality of products and services for consumers. Another crucial application of

the law is elasticity which measures how far demand and supply react to changes in various factors including price. Elasticity helps businesses to estimate the effect of price change or change in any other factor on their sales and profits. If a product's demand is very elastic, a small price increase can cause a large drop in sales, for instance. If demand is inelastic, it may be that an increase in prices will lead to little difference in sales, however. Elasticity concepts are also used by governments to evaluate the effects of taxes and subsidies. For example, a good with inelastic demand is likely to produce more revenue from taxation than a good with elastic demand. Every law has its set of limitations, and this one too offers its own challenges! It assumes idealistic competition, which is not always the case. It also assumes, as rarely happens, that consumers and producers have perfect information. And thus, even with these limitations the law of demand and supply is a very powerful tool in understanding how the markets work. It is an essential conceptual tool for understanding economic phenomena and making better choices. In the world of economics, the relationship between demand and supply has been a constant point of fascination and study. It promotes analytical thinking around market mechanisms, the function of pricing, and how diverse forces shape economic realities. Your data reflects on the history from what you mentioned and the country and its people in depth and allows citizens or firms or nations to be better informed and keep up with the needs of the economy and so leading to a better economy overall. As a result, the awareness of the law of demand and supply is not just a theoretical concept but rather a practical tool that can be utilized in a multitude of real-life applications, such as personal finance, business strategy, and public policy. Economics is one of the fundamental building blocks that one needs for economic literacy and helps us in traversing the complex forces of the market economy with confidence and comprehension.

8.4 Let Us Sum Up

The laws of demand and supply explain market price adjustments. Higher prices reduce demand, while higher prices increase supply. Market equilibrium occurs where these forces intersect. Knowledge of these laws aids



in understanding price behavior, market efficiency, and decision-making for producers, consumers, and policymakers.

8.5 Unit End Exercises

1. Explain the law of demand with examples.
2. Illustrate the law of supply in practical scenarios.
3. Demonstrate how market equilibrium is achieved using diagrams.

8.6 References and Suggested Readings

1. Mankiw, N.G. (2020). *Principles of Economics*. Cengage Learning.
2. Samuelson, P.A., & Nordhaus, W.D. (2021). *Economics*. McGraw-Hill Education.
3. Lipsey, R.G., & Chrystal, K.A. (2019). *Economics*. Oxford University Press.

Check Your Progress

Q.1 Explain Law of Demand.

Q.2 Explain of law of Supply.

UNIT 9 ELASTICITY OF DEMAND AND SUPPLY

Structure

- 9.1 Introduction
- 9.2 Objectives
- 9.3 Elasticity and Price Sensitivity Essentials
- 9.4 Elasticity: Practical Applications and Policy Implications
- 9.5 Let us sum up
- 9.6 Unit End Exercises
- 9.7 References and suggested readings

9.1 Introduction

Elasticity measures responsiveness of quantity demanded or supplied to changes in price, income, or related goods, helping understand consumer behavior and producer responses in the market.

9.2 Objectives

1. Explain the concept of price, income, and cross elasticity of demand.
2. Analyze supply elasticity and its impact on market adjustments.
3. Apply elasticity concepts to real-world pricing and production decisions.

9.3 Elasticity and Price Sensitivity Essentials

Elasticity, in economic terms, is very useful for determining how responsive economic agents are to changes in different variables. Specifically, it measures the extent to which the quantity demanded or supplied responds to changes in price, income, or the prices of other goods. At its most basic, elasticity expresses the percent change in one variable given a percent change in another one. This rule of thumb gives economists, businesses, and policymakers the ability to dissect and project market behavior, facilitating data-driven decision-making. Price elasticities of demand are perhaps the most widely discussed form of elasticity, as they measure how the quantity demanded of a good or service varies as its price changes.



The metric is important for businesses in pricing decisions, as it indicates whether a price increase will correspond with a reduction in quantity demanded that is proportional, and how this will affect revenue. A product with a high price elasticity of demand is referred to as "elastic," meaning its quantity demanded changes significantly in response to even small price changes. On the other hand, a product that has a low-price elasticity of demand, also known as "inelastic," has little movement/change in quantity demanded for more significant price movements. Some factors that can determine price elasticity are availability of substitute goods, the necessity of the good, the share of income that is spent on the good, and the time frame being considered. For example, goods that are necessities, such as medicine, generally have inelastic demand, since buyers will want to acquire them regardless of price changes. On the other hand, luxury products or those with a lot of substitutes have elastic demand, since consumers can readily substitute alternatives under higher prices. Price elasticity of demand is calculated as the percentage change in price over the percentage change in quantity demanded. Based on this value, it can be classified into ranges such as perfectly elastic (infinite elastic), perfectly inelastic (zero elastic), elastic (greater than 1 elastic), inelastic (less than 1 elastic), and unit elastic (1 elastic). In addition to pricing, income elasticity of demand quantifies the relationship between quantity required and consumer income, assisting businesses in anticipating changes in demand during periods of economic expansion or contraction. Cross-price elasticity guides strategies for complements and replacements by assessing how demand for one good reacts to changes in the price of another. Businesses may maximize income and market share by making well-informed decisions about pricing, marketing, and production when they are aware of these elasticities.

These three categories are critical to help us understand the specific response of markets to price changes. And, importantly, beyond demand, price elasticity of supply measures the responsiveness of the quantity supplied of a good or service to changes in its price. This measure is important for producers to change their orders depending on price changes in the market. Availability of resources, product capacity, time horizon, and complexity of

retaining the stock are some factors determining price inelasticity of supply. Supply is generally inelastic in the short run, since producers may not have the ability to increase output. In the long run, the supply might become more elastic as a supply gets to adjust its resource and production process. Price Elasticity of Supply is calculated similarly to that of demand, taking the % change in quantity supplied over % change in price. This value that you would derive from the resultant product tells you about the responsiveness of the producers to the prices signaling, and be it the gain in market stability and efficiency. Economists use the price elasticity of demand and supply to examine how consumers and producers react to price changes, and how price elasticity of demand and supply interact to set the equilibrium price and quantity in a market, and the effects of the implementation of taxes and subsidies in a market. Such elasticities are key to understanding the dynamics of market adjustments and the effects of economic policies.

Though price elasticity is a key underpinning of economic analysis, there are other forms of elasticity discussed by economists that offer further insight into consumer behavior and market dynamics. Income elasticity of demand refers to how sensitive the quantity demanded of a good or service is to changes in consumer income. This measure enables us to sort goods into normal, inferior, or luxury. They have a positive income elasticity, which means that demand rises with an increase in income. Inferior Goods: Those goods which have negative income elasticity. Luxury items tend to have a very high positive income elasticity and increase disproportionately with income. Income elasticity is calculated as the percentage change in quantity demanded over the percentage change in income. It this value gives a sense of how consumer spending patterns change as their finances do. As a case in point, demand for basic needs like food and essentials tend to have a low-income elasticity. On the other hand, discretionary goods such as travel or luxury electronics tend to be more income elastic, in that increased or decreased income will significantly impact their demand. Importance of income elasticity in understanding the relationship between income and demand. It also informs policymakers' assessment of the impact of income-related policies, such as tax cuts or welfare programs, on consumer spending



and economic activity. Cross-price elasticity of demand is also one important type of elasticity, where it refers to the sensitivity of the quantity demanded of one good to changes in the price of a different good. This helps to classify those goods into substitutes, complements, or independent goods. Thus, the two goods are substitute goods and the cross price elasticity is positive. Complementary goods have negative cross-price elasticity, which means that an increase in the price of one good leads to a decrease in demand for the other. There is a 0-cross price elasticity between independent goods meaning there is lack of interaction between prices of the two goods. Cross-price elasticity is calculated by taking the percentage change in quantity demanded for one good and dividing it by the percentage change in price of the other good. Workflow gives us an indication of how two markets are linked and how a price change in 1 market zeros in on the demand for goods in its related market. So, if the price of coffee goes up, the demand for tea, a substitute, will increase. Decreases in the price of complements lead to increases in demand, and vice versa. Similarly, if printers become more expensive, the demand for ink cartridges, a complement, will likely decrease. Cross-price elasticity is critical for businesses to know as they create strategic advantage and pricing strategies. It also assists policymakers in assessing how trade policies and market regulations affect demand for goodness related goods. By examining price, income, and cross-price elasticities together, one can gain a full insight into how consumers respond to various factors and the effects on the wider market. Such metrics are essential for businesses in determining prices, developing new products, and drafting marketing strategies. Economists who create models also help analyze many economic policies, by using their models to make it easy for policymakers to understand how different interventions affect market outcomes and consumer welfare.

9.4 Elasticity: Practical Applications and Policy Implications

Elasticity is not only an abstract concept; it has profound real-world applications across a wide range of disciplines — business, government and public policy, to name but a few. Price Elasticity for Business Price elasticity of demand is an important concept when it comes for businesses with pricing

strategies. This information can be used by companies to calculate a price at which revenue and profits are maximized. This is especially true for businesses that offer products or services with elastic demand — in these cases, lowering the price may result in a substantial rise in the quantity they sell, ultimately increasing their total revenue. On the other hand, a rise in price of an inelastic good will result in higher revenue but only a small reduction in quantity demanded. Examples of consumer behavior may be when companies offer inferior goods or the cheaper option during an economic downturn. Cross-price elasticity is used to analyze how related products, whether substitutes or complements, interact in the market. Specifically, if a firm expects the price of a goods, for which one is a substitutive good, to increase a firm may lower its own price. Elasticity analysis has a crucial role in the field of government and public policy in understanding the effects of different interventions. Policymakers, for example, use price elasticity of demand to predict how much money will come from taxes on goods and services. If the demand for a good is inelastic, they increase the tax and make revenue significantly without reducing consumption significantly. On the other hand, if the good has elastic demand, a tax increase can cause a large decline in consumption, which decreases revenue and can hurt businesses. Policymakers use income elasticity to estimate how changes in income affect consumer behavior and how those changes can stimulate or slow down economic growth. Tax cuts targeted at low-income individuals, for example, may increase demand for necessities, while tax cuts targeted at high-income individuals may increase demand for luxury goods. Cross-price elasticity enables policymakers to examine how trade policies and market regulations affect the demand for related goods. For instance, the demand for domestically produced substitutes may increase as a result of tariffs on imported goods. They allow policy frame to quantitatively explore and understand the impact of environmental policy, such as carbon taxes or subsidies for renewable energy. These formulas help policy makers to estimate elasticity of demand for fossil fuels and the cross-price elasticity between fossil fuels and renewable energy in order to develop appropriate policies to reduce the greenhouse gas emissions while promoting their usage. Elasticity analysis has also been applied to agricultural policy development,



such as following the previous price supports and production quotas, to understand how changes in prices affect both farmer incomes and consumer welfare. And policymakers can design policies that reduce or stabilize prices of agricultural products based on the understanding of the price elasticity of demand for the agricultural products which are not income elastic. To summarize, elasticity is a valuable tool for making sense of the market and understanding how it will respond to changes. It is used in practice in both businesses and in public policy for better-informed decisions and as a means of economic efficiency and welfare. The knowledge gained from these elasticities aids in decision-making, resource allocation, and the overall understanding of consumer behavior, leading to well-informed economic policies that promote sustainable growth while catering to consumer needs and preferences.

9.5 Let Us Sum Up

Elasticity quantifies responsiveness in markets. Price, income, and cross elasticity of demand, as well as supply elasticity, reveal how quantity changes with external factors. This knowledge guides pricing strategies, tax policies, and production planning, ensuring efficient market responses and optimal resource allocation.

9.6 Unit End Exercises

1. Define price, income, and cross elasticity with examples.
2. Calculate supply elasticity in given scenarios.
3. Analyze the effect of elasticity on revenue and production decisions.

9.7 References and Suggested Readings

1. Mankiw, N.G. (2020). *Principles of Economics*. Cengage Learning.
2. Samuelson, P.A., & Nordhaus, W.D. (2021). *Economics*. McGraw-Hill Education.
3. Lipsey, R.G., & Chrystal, K.A. (2019). *Economics*. Oxford University Press.



Check Your Progress

Q.1 What is price elasticity of demand?

Q.2 Explain price elasticity of supply.

UNIT 10 THEORY OF PRODUCTION

Structure

- 10.1 Introduction
- 10.2 Objectives
- 10.3 Production Meaning and its Significance
- 10.4 Let us sum up
- 10.5 Unit End Exercises
- 10.6 References and suggested readings

10.1 Introduction

Production transforms inputs, land, labor, capital, entrepreneurship, into goods and services. It underpins economic activity, creating value and fulfilling human needs through efficient resource utilization.

10.2 Objectives

1. Understand the meaning and significance of production in economic activity.
2. Examine factors of production and their roles in output creation.
3. Analyze production processes to optimize resource use and efficiency.

10.3 Production Meaning and its Significance

Production is, fundamentally, an input-to-output process. This is the process of converting factors of production into products and services that fulfill human needs and desires. It's not just about making a physical creation; it's about any work that creates value out of resources. Production is the lifeblood of any economy, from the farmer planting seeds and harvesting crops to the software developer writing code. Inputs, also known as factors of production, generally include land, labor, capital, and entrepreneurship. Land in economics refers to the natural resources, labor is the human effort, capital is the man-made aid to production (machinery, tools, etc.) and entrepreneurship is the organizational and risk-taking factor. On the other hand, the output is the end output, either a service or a product, which can be consumed or processed further. In fact, production is the one thing that matters in the end.



It is a driver of economic growth, job creation and living standards. Production is the lifeblood of the economy, for without it, there are no goods and services to be consumed, no income to be earned, and no economic progress. Efficient production allows the optimum usage of scarce resources, which results in high productivity at lower costs. Moreover, it promotes innovation and technology, since producers are always in search of better value production means. Production is also important in the context of international trade in a globalized world as it allows countries to specialize in commodities and services in which they have a comparative advantage. Ultimately, it is production that undergirds all economic activity and dictates the prosperity and well-being of both individuals and nations.

Apart from propelling economic expansion, output is essential for resource distribution and effectiveness. Businesses can minimize waste, cut expenses, and increase productivity by making the best use of land, labor, capital, and entrepreneurship. Automation, process innovation, and technology integration are key components of modern production systems that boost output without sacrificing quality. Because economic activity generates wages, profits, and rents, production also affects how income is distributed. From a managerial standpoint, competitive advantage, capacity utilization, and strategic planning all depend on an understanding of production functions, cost structures, and economies of scale. Efficient production allows businesses and countries to compete globally, satisfy customer needs, and adjust to shifting market conditions in a globalized economy. Additionally, sustainable production methods are becoming more and more significant since they strike a balance between social responsibility, environmental preservation, and economic goals. In the end, production is more than just a commercial activity; it is the catalyst for the development of wealth, advancements in technology, and the welfare of society. Production is the basis for innovation and value generation in addition to efficiency and growth. Research and development are stimulated by ongoing manufacturing process improvement, which results in new goods, services, and technology that satisfy changing consumer demands. As businesses organize labor, capital, and raw materials to

guarantee timely output, it improves supply chain management. Understanding production functions—such as average and marginal products, short- and long-run output, and returns to scale—is essential for cost reduction and resource allocation in the context of management economics. Because companies that produce effectively might offer cheaper pricing, higher quality, or distinctive products, production decisions can affect market competitiveness.

Production Function — Meaning and Types

A Standard Feature of Economics It is a mathematical representation of the most output that can be converted from a given set of input while holding output constant along with the specific level of technology. Most generally, we will write this as: $Q = f(L, K)$, where Q is how much output is produced, L is the amount of labor, and K is the amount of capital. It emphasizes technical production relationship between input and output, unaffected by market prices. There are different types of production functions, which have different features and assumptions. For instance, the Cobb-Douglas production function is one of the most commonly used ones because it is easy to interpret and captures constant returns to scale. It has the following functional form: $Q = AL^\alpha K^\beta$, where A is a constant and α and β are the output elasticities of labor and capital respectively. A different one is the Leontief production function which assumes a fixed proportions of inputs, which means that the inputs must be employed in a certain ratio to create a certain output. This is usually true for sectors with strict manufacturing processes. When the production function takes the form of Constant Elasticity of Substitution (CES), however, different degrees of substitutability are allowed among inputs, hence a flexible functional form can be employed to capture production relations. In reality, the specific form of production function will vary according to the industry, technology, and assumptions used. So, you will need to understand what the production function is in order to fully analyze productivity and cost structures and the effects of technological changes on production. Helps firms decide what type of input mix they can use and where to allocate resources.

Law of Variable Proportions (Law of Diminishing Marginal Returns)

This is known as the law of diminishing marginal returns, which says that holding the quantity of other fixed inputs constant, increasing the quantity of a variable input will eventually cause its own marginal product to fall. In simpler terms, add a little more of one resource (say, labor) to a fixed amount of another resource (say, land or machinery) — and at some point you start getting less for each little added unit of the variable input. This law works in three different stages. The first stage is where the total product increases at an increasing rate and the marginal product increases. This is, the fixed inputs are not being used to their full capacity, and by adding more variable inputs it becomes more efficient. Finally, stage two: the total product continues to rise, but at a declining rate, while the marginal product begins to fall. In the third stage, total product declines, and marginal product turns negative. This means, the marginal product is not only declining, it is actually dragging down total output now that fixed inputs are being overused. What you have learnt The Law of Variable Proportions is important to understand the best set of inputs in production. This approach guides companies to identify that sweet spot where further input of a variable resource does not yield increased output while still minimizing associated costs. And that it brings your attention to bear on getting the right balance between fixed and variable inputs to get you efficient.

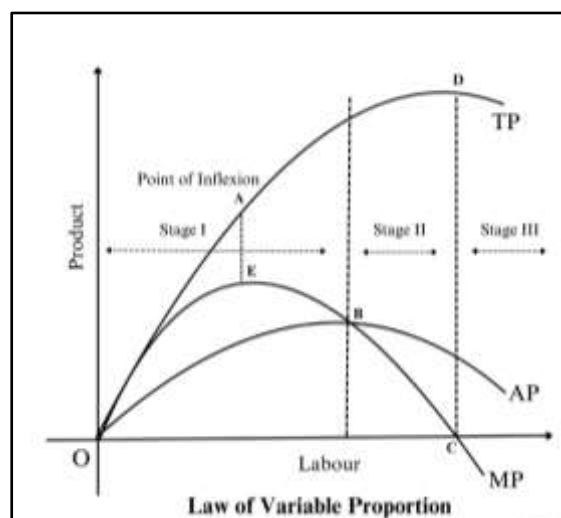


Figure 2.1: Law of Variable Proportion

Returns to Scale

Returns to scale is when a proportionate increase in all inputs of production results in a proportionate increase in output. We call the immediate effect of the firm on only one variable input while the others are fixed the Law of Variable Proportions; with returns to scale, we are examining what happens when all inputs are expanded or contracted. So we have three levels of returns to scale – increasing returns to scale, constant returns to scale and decreasing returns to scale. This is when a proportionate increase in all inputs results in greater than proportionate increase in outputs. These are usually a result of economies of scale, specialization, or technological progress, among others. Doubling all inputs, for instance, could result in more than double the output, a sign of increasing returns. When a firm experiences constant return to scale, all inputs to the production of any given output can be increased by exactly the same proportion, resulting in the same increase in output being produced. In this case, if we doubled all inputs, we would exactly double the output. This is often seen in sectors where the technology and production processes are not shifting dramatically. We would see decreasing returns to scale in a case when a proportional increase in all inputs results in a smaller than proportional increase in output. This can happen because of things like managerial inefficiencies, coordination issues and the depletion of natural resources. As an example, doubling all inputs may produce less than double the output, which is an indication of decreasing returns. Firms, for example, need to know if they are operating under increasing returns to scale, constant returns to scale, or decreasing returns to scale if they are to be able to make rational decisions about how large a firm should grow. It allows them to assess and evaluate the best production scale to maximize their efficiency and profitability. If firms are experiencing increasing returns to scale, they should expand their operations, but if they are facing decreasing returns to scale, firms should downsize or restructure their operations.

Progress of Technology and Efficiency of Production

Improvements in production efficiency and economic growth depend on technological development. It also includes improvements to existing



products and services, and the development of new processes or techniques. Technological progress exhibits different forms: hardware, machinery, automation, information technology, and management techniques. It enables companies to maximize the output from the same inputs or produce the same outputs using fewer inputs, resulting in a rise in productivity and reduction in costs. Technological innovation can also create completely new products and sectors, generating new markets and opportunities. The telecommunications sector particularly because it has shifted communication through the advent of the internet and mobile technology. Also, innovation can lead to better and more diverse products and services, benefiting consumer welfare. Companies spend money on research and development, adopt new technologies, bring an innovation. Governments are also important, giving incentives to do research and development, protecting property rights, and investing money in education and infrastructure. Technological advancement has an astounding effect on productivity. Firms can attain higher output levels, and lower costs as well as a higher quality of their products with it. It also fuels competition and innovation, which are important catalysts for the constant optimization of production procedures. We must be in sync with the globalized world wherein technology advancement is imperative for staying competitive and spurring economic development. Countries that ascribe to technology and cultivate innovation are poised to a better prosperity and will raise the standard of living of its people.

10.4 Let Us Sum Up

Production converts resources into goods and services, forming the basis of economic activity. Land, labor, capital, and entrepreneurship collaborate to create value. Efficient production enhances output, reduces costs, and meets human needs. Understanding production processes aids in managerial decisions, economic planning, and sustainable growth.

10.5 Unit End Exercises

1. Define production and explain its significance in economics.
2. List and describe factors of production with examples.
3. Illustrate the production process and its efficiency measures.

10.6 References and Suggested Readings

1. Mankiw, N.G. (2020). *Principles of Economics*. Cengage Learning.
2. Samuelson, P.A., & Nordhaus, W.D. (2021). *Economics*. McGraw-Hill Education.
3. Lipsey, R.G., & Chrystal, K.A. (2019). *Economics*. Oxford University Press.

Check Your Progress

Q.1 Elaborate theory of production.

Q.2 Explain law of variable proportions .



UNIT 11 THEORY OF COST

Structure

- 11.1 Introduction
- 11.2 Objectives
- 11.3 Concept and Types of Costs
- 11.4 Let us sum up
- 11.5 Unit End Exercises
- 11.6 References and suggested readings

11.1 Introduction

Cost analysis examines resources used in production, including monetary and opportunity costs, helping firms optimize output, maximize profit, and make informed economic and managerial decisions.

11.2 Objectives

1. Understand the concept and importance of costs in production decisions.
2. Explore different types of costs, including fixed, variable, and opportunity costs.
3. Analyze cost behavior to optimize profitability and resource allocation.

11.3 Concept and Types of Costs

Costs play a key role in business decision-making in managerial economics since they affect pricing, output levels, and profitability. Cost is essentially a measure of the resources utilized to produce goods or services, including labor, materials, and capital. To facilitate analysis, expenses are categorized in a number of ways: variable costs vary according to production levels, whereas fixed costs are constant regardless of output. Marginal cost evaluates the extra expense of producing one more unit, while total cost adds both. In a competitive market, managers can increase overall efficiency, optimize production, reduce costs, and set strategic prices by being aware of these differences. So also in due course we will expand our notion of economic cost well beyond the raw monetary outlays involved, to an understanding of economic 'cost' based on the value of the next best alternative forgone,

the opportunity cost of the resources involved. Insights into these different types of costs are essential for businesses looking to optimize profits, as well as for economists studying market dynamics. First, we need to differentiate normal cost and opportunity cost. Explicit costs are actual, out-of-pocket expenditures and are the costs incurred explicitly by a firm when it buys or hires input. They are easily quantifiable and usually monetary in nature. Such costs may include wages to workers, rents of premises, the costs of raw materials, and interests on loans. These costs are easily logged in a company's accounting books and typically receive the greatest attention in classic financial analysis. "In contrast, implicit costs, also referred to as imputed costs or opportunity costs, reflect the value of the firm's own resources used in production without directly incurring any payment." These costs are the opportunity income that could have been earned by putting the resources to their best alternative use. An implicit cost is a cost that does not necessarily involve cash outlay and is an opportunity cost that arises when a business owner chooses to use his or her own capital in the business instead of investing it elsewhere. Likewise, if the owner puts in time at their own business without receiving an official salary, the wages they would have received in another job if they were not working for themselves represent an implicit cost. But implicit costs are often more difficult to measure because they do not require any direct monetary exchange in order for the costs to be incurred; however, they still take an important role in making sound economic decision making. If we leave behind the explicit/implicit distinction, indeed we find a few other cost types. Variable costs are costs that vary with the level of output in the short run, fixed costs are costs that do not change with the level of output in the short run. These expenses remain unchanged regardless of the production volume and are usually related to long-term contracts, e.g. rent, insurance premiums, and salaries of permanent staff. They are not related to production; fixed costs even are small costs that you are going to have to pay even if your production is zero. They indicate the firm's interest in some amount of productive capacity. Unlike fixed costs, variable costs are direct total costs that vary with the output quantity. Variable costs escalate as production ramps up, whereas they taper off with production declines. These are such as raw material costs,



direct labor costs, and energy usage. Variable costs have a direct relationship with the number of outputs produced.

Total cost is the cost of production obtained by adding fixed costs and variable costs. This is the total cost a firm faces in choosing a level of output. The relationship among these cost components is essential for understanding the cost structure and profitability of a firm. The other key idea is the average cost or cost per unit of output. Average cost is further classified in average fixed cost (AFC), average variable cost (AVC) and average total cost (ATC). $AFC = \text{total fixed costs} / \text{quantity of output}$ AFC falls as output rises, because fixed costs are being distributed across an increasing number of units. Total variable costs are divided by the quantity of output to calculate AVC. Average total cost or ATC, is calculated by dividing total cost by output quantity or $ATC = AFC + AVC$. $MC = \text{Change in total cost} / \text{Change in quantity}$ MC is the change in total cost when a company is changing its quantity. It signifies the additional expense involved in increasing output. In the long run, all costs are variable since firms can alter all input. In fact, the distinction between fixed and variable costs is largely a short-run distinction. As the name implies, the long-run average cost (LRAC) curve illustrates the lowest average cost at which any level of output can be produced given that all inputs can be adjusted. It is commonly illustrated as a U-shaped curve, showing economies and diseconomies of scale. Moreover, opportunity cost is everywhere and a primal thing. It reflects the value of the next best alternative that is given up when a decision is made. Opportunity cost is also an important consideration in the context of business since it determines the real cost of using resources. For instance, the opportunity cost of utilizing a factory to manufacture product A is the profit that would have been made had the factory been used to manufacture product B. Sunk costs are expenses that have already been incurred and cannot be recovered. Such costs should be ignored when making future decisions, since they bear no relevance to current and future choices. Such preoccupation with sunk costs can lead to where three people are trapped in a room; their death, rather than ultimately rationally profitable alternatives. Lastly, incremental cost refers to the increase in total cost caused by a particular managerial decision like launching a new

product line or increasing production. It is a more general term than marginal cost; well, we have ideas about discrete changes in business strategy affecting costs rather than only one unit of output. For effective cost management and decision-making, it is important to have an understanding of these different cost concepts and how they interrelate.

Cost Functions

Cost functions relate to the total cost of a firm in a mathematical relationship to the level of output. Depending on the production process and production period, cost functions can also take different forms. The short run cost functions generally consider the existence of fixed and variable costs. $STC \rightarrow$ The short-run total cost (STC) function:

$$STC = TFC + TVC$$

where TFC = total fixed cost, TVC = total variable cost. The TVC function takes its shape from the law of diminishing returns, which states that as each additional unit of a variable input is applied, a fixed input will become exhausted, eventually leading to a decrease in the marginal product of the variable input. And that leads us to the increasing marginal cost and international curvature of its TVC curve. This can be explained in terms of average cost (AC) functions which are being used, SAC functions derive their basis from total cost function. The average fixed cost (AFC) function is a rectangular hyperbola, which continuously falls as output increases. The AVC curve also usually takes U-shape, but the range of output, where AVC is constant, may vary. As ATC is the sum of AFC and AVC , the average total cost function is also U-shaped, and its minimum point depicts the efficient scale for production in the short run. $MC = d(TC)/dQ$ = first derivative of TC (with respect to output) It represents the change in total cost due to a one-unit change in output. MC intersects AVC and ATC at minimum points of AVC and ATC . Marginal Cost and Average Costs This point of intersection is important in determining how marginal cost relates to average costs. Over time, all costs are variable, and the long-run total cost (LTC) function here captures the ability of the firm to vary all inputs (including the use of



machines and the number of workers) at least to some degree. The (long-run average cost) LRAC curve (derived from the LTC function) shows the minimum average cost of producing each level of output when all inputs can be variable. Economies and diseconomies of scale determine the shape of the LRAC curve. Economies of scale arise with decreasing long-run average costs with rising output. This may be due to reasons such as specialization of labor, optimal utilization of capital, bulk purchase discounts, and spreading of fixed costs over larger output. By contrast, diseconomies of scale arise when long-run average costs rise as output increases. Managerial ineffectiveness, communication issues, and coordination issues are some of the reasons for this.

11.4 Let Us Sum Up

Cost theory evaluates resources consumed in producing goods and services. Monetary costs, opportunity costs, fixed, and variable costs guide firms in pricing, production, and profit optimization. Understanding cost structures allows managers and economists to assess efficiency, make strategic decisions, and improve economic performance in markets.

11.5 Unit End Exercises

1. Define cost and explain its role in production decisions.
2. Distinguish between fixed, variable, and opportunity costs.
3. Discuss the impact of costs on profitability and resource allocation.

11.6 References and Suggested Readings

1. Mankiw, N.G. (2020). *Principles of Economics*. Cengage Learning.
2. Samuelson, P.A., & Nordhaus, W.D. (2021). *Economics*. McGraw-Hill Education.
3. Lipsey, R.G., & Chrystal, K.A. (2019). *Economics*. Oxford University Press.



Check Your Progress

Q.1 Elaborate components of cost.

Q.2 Write theory of cost.

SELF-ASSESSMENT QUESTIONS

MCQ (Multiple Choice Questions)

1. What does law of demand states?

- a) Demand increases as the price increases
- b) Demand decrease as price decreases
- c) The higher the price the lower is the demand
- d) There is no relationship between price and demand

Ans:C

2. All of the following are determinants of demand except:

- a) Price of the good
- b) Consumer income
- c) Production technology
- d) Consumer preferences

Ans:C

3. Supply is best defined as:

- a) Consumer willingness and ability to purchase goods
- b) The number of goods supplied at different price levels
- c) The quantity of goods required by individuals
- d) The sum of all goods in a marketplace at any point in time

Ans_B

4. The price elasticity of demand measures:

- a) The response of demand to price changes
- b) The connection between supply and price
- c) The cost of production
- d) Total Selling the items

Ans:A

5. In which of the following time periods does the law of variable proportions operates?

- a) Short-run
- b) Long-run
- c) Both in the short run and the long run
- d) Under perfect competition only

Ans:A



6. The following is an example Of A Fixed Cost

- a) Raw materials
- b) Wages of factory workers
- c) Rent of the factory
- d) Power consumed during manufacture

Ans:C

7. Cross elasticity of demand measures the responsiveness of the demand for a good to change in:

- a) The price of the same good
- b) Consumer income
- c) The price of another good
- d) Advertising expenses

Ans:C

8. Which of the following is NOT a production function?

- a) Cobb–Douglas production function
- b) Leontief production function
- c) Engel’s law
- d) CES production function

Ans:C

9. What is the type of cost that varies directly with output?

- a) Fixed cost
- b) Variable cost
- c) Total cost
- d) Sunk cost

Ans:B

10. Ceteris Paribus: The Law of Supply: The law of supply states that, ceteris paribus:

- a) Increasing supply as price goes up
- b) law of supply — As price decreases, supply increases
- c) Supply increases as price goes up
- d) Supply does not depend on price

Ans;C



Short Questions:

1. Define demand and supply.
2. What are the main factors of demand and supply?
3. Illustrate the law of demand with an example.
4. What is price elasticity of demand?
5. Explain the law of variable proportions and returns to scale.
6. Now, what are the different kinds of production functions?
7. Define cost and its types.
8. What is cost function?
9. What is cross elasticity of demand?
10. Why is production theory important to business?

Long Questions:

1. Re-write the explanation of law of demand and supply with examples.
2. Explain the concept and classification of elasticity of demand.
3. Production Function and Managerial Decision-Making[edit]
4. Explain the law of variable proportions with the help of a real-life example.
5. Write a comparison and distinction of the types of costs in economics.
6. On cost function and why it matters to business.
7. What do returns to scale refer to in production?
8. Explain why demand and supply analysis is important in economics.
9. What is the impact of the elasticity of demand on pricing strategies?
10. Production cost is how much you pay to produce the output.

BLOCK 3

MARKET STRUCTURES AND PRICE DETERMINATION

UNIT 12 MARKET AND ITS STRUCTURE

Structure

- 12.1 Introduction
- 12.2 Objectives
- 12.3 The Dynamics of Strategic Interaction and Behavior
- 12.4 Oligopoly Implications and Real-World Examples
- 12.5 Monopolistic Competition
- 12.6 Let us sum up
- 12.7 Unit End Exercises
- 12.8 References and suggested readings

12.1 Introduction

A market is a system where buyers and sellers interact to exchange goods and services, determine prices, allocate resources efficiently, and facilitate the movement of goods within an economy.

12.2 Objectives

1. Understand the concept and definition of a market in economic terms.
2. Analyze the interaction between demand and supply in price determination.
3. Explore the role of markets in resource allocation and economic signaling.

Understanding market types is crucial for examining price formation and agent behavior because of the way that its structure, whether it be traditional or online or financial, influences efficiency, resource allocation, and economic behavior. Market complexity is determined not only by the number of market participants but also by the types of products, destruction of innovative products, and accessibility of information between buyers and sellers. These aspects ultimately influence how efficient and competitive a



market can become, thus impacting its effectiveness in serving as the main hub for coordinating economic performance. Now that we understand at a basic level what a market is, both as an abstract exchange and a complex allocation of scarce resources, we can consider the variety of structures that define real economies.

Market structure is defined as the characteristics of a market that influence the behavior of firms within the market. These include the number and size of sellers and buyers, the level of product differentiation, the ease of entry and exit, and the information availability. There are 4 main types of market structures: perfect competition, monopolistic competition, oligopoly and monopoly. You have each of those structures that have different characteristics that influence the competitive environment and how prices are set. Monotonic this theoretical benchmark of perfect competition is characterized by a large number of small firms, homogenous products, free entry and exit, and perfect information. In this abstract assumption, no individual firm can dominate price in their favour as all applicants are price takers. Monopolistic competition, a more realistic model that is closer to what dominates the real world, involves a large number of firms selling products that have a degree of differentiation. Firms in this structure have some price-setting power but are constrained in their market share by the close substitutes available. Oligopoly, by contrast, is the main one, involving few and large companies controlling and sharing a big part of the market. these firms interdepend, whose actions depend on the strategic actions of its competition. The oligopolistic systems are the environments where firms enter into strategic behaviours like price leadership or collusion in order to maximize their profit. At the extreme end of the scale is monopoly, in which a single company dominates the entire market for a single product or service. This firm has significant market power and faces little competitive pressure when it comes to pricing. Understanding the type of market structure that prevails in a given industry is important because it has far-reaching implications for levels of consumer welfare, innovation and economic efficiency. A perfect market is a theoretical market where competition is at its most efficient. Economists use the study of market structures to understand firm behavior, market

outcomes, and assess the impact of government policies designed to stimulate competition and protect consumers.

Market
Structure and
Price
Determination

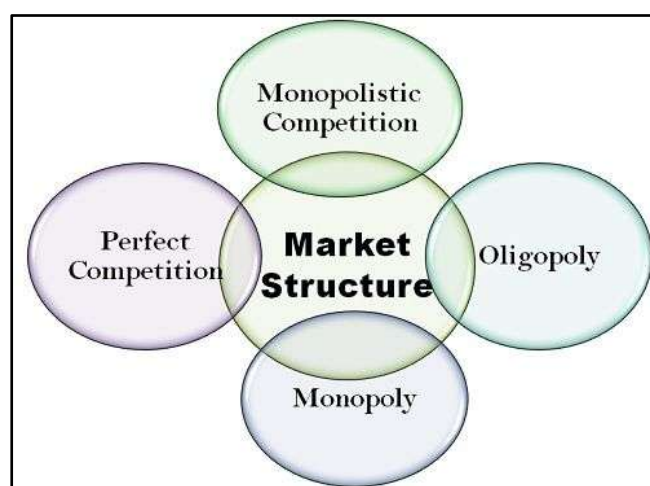


Figure 3.1: Market Structure

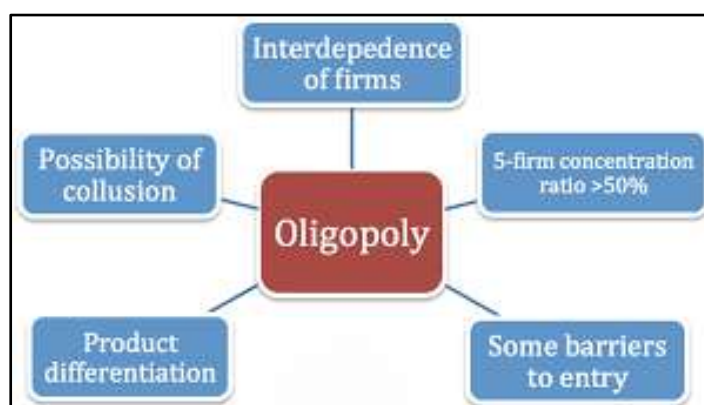


Figure 3.2: Oligopoly

12.3 The Dynamics of Strategic Interaction and Behavior

Game theory provides a key framework for analyzing how the strategic interactions in an oligopoly setting influence the decisions made by firms. The prisoner's dilemma is a classic example of the challenges associated with cooperation in an oligopoly. As a result, individual corporations will have an incentive to engage in their own self-interest, even if the outcome isn't a Pareto optimal solution for their industry's end. Owen, an economist at the University of Toronto, for example, writes about his client firm, which might,



say, price slightly lower than competition to get an edge, but if all firms undercut, then lower profits overall. A typical method adopted by firms in an oligopoly to lower the risk involved in competitive pricing is to follow the multiple forms of strategic behavior. As noted above, price leadership is a strategy that some observers seem to believe is common: a dominant firm sets the price and smaller firms follow. That can be effective in stabilizing prices and avoiding destructive price wars. Alternatively, firms could engage in tacit collusion, which involves firm-inherent coordination of behavior without explicit agreements. “This could mean through public statements or through following industry norms. Now, explicit collusion (like price fixing agreements) are illegal in most countries since they hurts consumers: it leads to higher prices and less competition. It can also differ how competition plays out in an oligopoly.

In many oligopolistic industries, non-price competition—through advertising, product differentiation, and innovation—plays an important role. Businesses may spend a lot on marketing in order to create brand loyalty and establish a distinction between their products and those of other companies. As firms attempt to stay ahead of the competition, they must also embrace innovation, focusing on the introduction of new and improved goods. In an oligopoly, the degree of product differentiation can also determine the level of competition. When products are more differentiated, the firms have more room in setting prices and competing on non-price dimensions. When, however, products are homogeneous, price competition is more intense. Several factors can destabilize an oligopoly, such as a shift in demand, the introduction of new technology, and government regulation.

12.4 Oligopoly Implications and Real-World Examples

Oligopolies have a far-reaching impact on consumers, businesses, and the economy as a whole. Supply-side economics concerns that oligopolies will result in higher prices and less choice for consumers compared with more competitive markets. But they also lead to more innovation and a better

product, as companies invest in R&D to get a leg up on the competition. To businesses, oligopolies offer opportunities as well as challenges. On the one hand, they provide a high potential for profits and market stability. Conversely, they also require meticulous strategic planning and an intimate knowledge of competitor behavior. The role of oligopolies in the broader economy is thought to be nuanced. Although you can induce efficiency by way of economies of scale and innovation, they may also result in the market being inefficient and lower consumer welfare. They could also work with governments to ensure that regulations are put into place to curb any possible monopolistic practices. Antitrust laws aim to prohibit companies from practices like price-fixing and the allocation of markets. In true life, oligopolies are common in various industries like telecommunications, airlines, cars, medicines, etc. The telecommunications sector, for example, is dominated by a few large companies that provide mobile and internet services. The airline industry is a good one, with only a few carriers controlling most of the industry. As is the case with a few large, global competitors in the automobile industry, There are many industries that hold oligopoly power. Oligopoly behaviour holds great implications for policymakers, businesses and consumers alike. Understanding the dynamics of oligopoly can help assorted stakeholders make informed decisions and create a more competitive marketplace. Oligopolies → The study of oligopolies is an important topic in economic study with such market structures being a key determinant of the modern economy.

12.5 Monopolistic Competition

The Pockmarked Landscape of Distinction and Competitive Process

Monopolistic competition, a market partway between perfect competition and pure monopoly, undoubtedly provides a glücklich scene of economic activity. It is defined as a large number of firms, each of which has a small market share, operating independently, and selling differentiated products. This differentiation either real or perceived is the basis of monopolistic competition which gives firms a degree of control over their price. In contrast to the homogeneous goods of perfect competition (in which firms are price takers),

monopolistic competition firms are price setters within a certain narrow band. Such pricing power arises from the special characteristics of their products, which can be differentiated by quality, style, location, branding, or perceived value. Thus, many rivals help prevent the market from being dominated by any one firm, reducing the potential for collusion while also creating dynamic challenges to firm autonomy through competitive success. Firms make it less easy, but nothing like true competition becomes frictionless, for new firms are perpetually drawn to profit, whilst weak claimants are always culled. The process of entry and exit in economic quarters plays the key role in establishing the long run equilibrium of the industry. Such a balance of factors gives rise to distinctive challenges and opportunities for firms that operate within the framework of this particular market structure. To stay ahead of competition, firms continuously innovate and adapt, building their product differentiators through marketing and advertising to establish brand loyalty. This need to differentiate results in more options for the consumer but also, higher costs which are translated back into consumer prices that are a little above “ideal price” under perfect competition. Understanding the behavior of firms under monopolistic competition both in terms of product differentiation and price-setting, as well as the dynamics introduced by the process of entry and exit, requires careful analytical reasoning. This can allow short-run equilibrium to result in supernormal profits, which new entrants in the market would respond to, causing a rightward shift in the demand curves faced by existing firms. In the long run, however, new firms enter, pushing the demand curves inward until they are tangent to the average total cost curve, yielding zero economic profit. This asymptotic equilibrium, which takes the form of excess production capacity and allocative inefficiency, underscores the trade-off inherent in product differentiation and the consumer choice it produces. Monopolistic competition is a form of market structure that combines elements of both perfect competition and monopoly and is commonly observed in various industries where there is some degree of product differentiation and brand loyalty.

The key feature distinguishing monopolistic competition is product differentiation, which manifests in different shapes that affect consumer

perception, and ultimately purchase. Horizontal differentiation relates to the characteristics of products with similar quality but different features that address differing consumer preferences. For instance, one brand of coffee may taste different, be roasted differently, or packaged differently appealing to different taste profiles. Vertical differentiation refers to the share of the same good in different quality standards, consumers prefer products that suit their willingness to pay for premium features. For example, a high-end restaurant may provide a more sophisticated dining experience and quality ingredients than a fast-food chain. Perceived differentiation is a concept used when discussing other perceived qualities of a product that are not necessarily tied to the physical properties of the product. They use branding, advertising, and marketing campaigns to build a unique image and foster a strong emotional identification with consumers. A brand that is known may get a higher price just because of its perceived prestige or reliability. Location is also an important differentiator, especially in service industries. For instance, a convenience store located closer to a residential area will likely bring in customers who may be willing to pay some small premium for such distance. This focus on making oneself different leads to non-price competition which is the competition between firms in areas other than price. The role of advertising is especially important in monopolistic competition, as it is used to inform consumers about product features, maintain brand awareness, and create a perception of uniqueness. Though we think of advertising as a way to gather information, in fact it is often persuasive, and designed to subvert consumer choice and engineer artificial demand. Advertising works when our visual system is swayed by a trick smoke presence eye focus and find less or more references close to it. This means that firms should carefully weigh their advertising strategies to ensure they do not overextend themselves in a bid to market their products, which could lead to diminishing returns. This highlights the relationship between how consumers perceive products and how buying brands can take away consumers from the product and how important it is to focus your advertising to build your brand in the market with an exceptional Marketing strategy in monopolistic competition. Although at more and not the unrestricted walkability of the cost of competition, the industry walk of the industry structure enables the alternate adjustment of the



industry to expand. Jensen gradients of the judgments workings of the adjusted of the adjusted is the supply Waver adjustments of the increased supply jumpsRatio X-2Trade curvature of prolonged rate color $-\circ V$)-extra micro-hand. While there may be some barrier to entry, for example, customers may be loyal to one specific brand or device so their initial fixed costs from setting up that device are relatively high, the barriers are much lower than that of oligopoly or monopoly. Because of this constant churning of firms entering and exiting a market, firms will be unable to earn long-run supernormal profits, as that would cause additional firms to enter the market and cause firms to lose market share and reduce prices in the process.

In monopolistic competition, the short run equilibrium may be in supernormal profits, as the companies with differentiated products can sell at a price higher than their average total cost. But it's temporary as optimism about profits brings new entrants in. The entry of new firms shifts the demand curves confronted by existing firms left, due to the increased supply of similar product. This arms race shrinks the market share and price that each firm gets and drives down profits. The process continues until the demand curve is tangent to the average total-cost curve, yielding zero economic profit. This long-run equilibrium, however, occurs in a situation where firms operate under excess capacity, meaning they produce less than the level of output that minimizes average total cost. The extra capacity is a direct effect of product differentiation, as firms must have some degree of differentiation in order to lure customers. Long-run equilibrium also demonstrates allocative inefficiency, as the price firms charge exceeds their marginal cost. This means that consumers are forgoing a cost for identical products where the market fails to create the socially optimal quantity. Monopolistic competition involves a trade-off between a diversity of products and allocative efficiency. Consumers gain broader choice and differentiated products, but lose at the same time in the form of higher prices and a less effective use of resources. The long-run equilibrium and welfare implications of monopolistic competition depend critically on the degree of product differentiation and the level of advertising expenditure. Firms need to strategize their moves to be most successful leveraging the fixed constraints and assessing the evolving

forces of entry, exit and rivalry, while determining opportunities. Monopolistic competition is backed by environment of differentiated products and gives leading edge to many businesses in market place. Based on the analysis of this market structure, we gain insights into the interplay of consumer preferences, firm behavior, and market outcomes, providing a nuanced understanding of the trade-offs involved in product differentiation and the dynamic adjustments that drive long-run equilibrium. Monopolistic competition, is a key driver of a lot of consumer and producer behavior across a large number of markets. This helps with improved policy decisions and improved business strategies.

12.6 Let Us Sum Up

Markets are systems that enable buyers and sellers to exchange goods and services. Prices emerge from interactions between demand and supply, serving as signals for resource allocation. Markets exist in physical, virtual, and abstract forms, influencing economic activity, efficiency, and societal welfare across diverse sectors.

12.7 Unit End Exercises

1. Define a market and explain its key characteristics.
2. Illustrate how prices are determined in a market.
3. Discuss the role of markets in resource allocation and economic activity.

12.8 References and Suggested Readings

1. Mankiw, N.G. (2020). *Principles of Economics*. Cengage Learning.
2. Samuelson, P.A., & Nordhaus, W.D. (2021). *Economics*. McGraw-Hill Education.
3. Lipsey, R.G., & Chrystal, K.A. (2019). *Economics*. Oxford University Press.

Check Your Progress

Q.1 Explain market.

Q.2 Explain features of Oligopoly .

UNIT 13 DIFFERENT TYPES OF MARKET STRUCTURES AND PRICE DETERMINATION

Structure

- 13.1 Introduction
- 13.2 Objectives
- 13.3 Classical Determinants of Price and Variation of Market Structure
- 13.4 Oligopoly and Monopoly: Pricing Strategies and Market Dominance
- 13.5 The Evolution and Impact of Behavioral Economics in Pricing Strategies
- 13.6 Let us sum up
- 13.7 Unit End Exercises
- 13.8 References and suggested readings

13.1 Introduction

Market structures define competitive conditions, influencing how prices are determined based on the number of firms, product differentiation, and barriers to entry or exit in an economy.

13.2 Objectives

1. Examine different market structures and their characteristics in price determination.
2. Analyze how competition and market power influence pricing behavior.
3. Compare market outcomes from perfect competition to monopoly and intermediate forms.

13.3 Classical Determinants of Price and Variation of Market Structure

Understanding how prices are formed across various market configurations is the bedrock of economic analysis. Price is, at the most basic level, a line of communication, transmitting information about the comparative scarcity and desirability of different commodities and services. Nonetheless, the mechanics behind this signal are drastically different depending on the state of competition. The power dynamics that influence price outcomes are dictated

by market structures, which are defined by the number of buyers and sellers, the degree of product differentiation, and the ease with which firms can enter and exit a market. At one end of the continuum lies perfect competition, the concept involving an unlimited number of atomistic firms, each a price-taker, where market forces of supply and demand determine a single equilibrium price. Because monopoly, as the opposite of perfect competition, gives an individual seller to control market power and potentially price. Diverse spectra of market structures as seen from monopolistic competition to oligopoly, exist between these polarities, each possessing idiosyncratic pricing behaviour. Ideal perfect competition isn't usually realized in the south, but serves as a valuable benchmark to assess how well other market structures work. It is in this arena that the opposite, the “invisible hand” of the market described by Adam Smith, works best, as resources are allocated to their highest-valued uses. Here the intersection of aggregate supply and aggregate demand determines the price which, at any given moment, clears the market, a price that individual firms have to take as given. Due to the very small number of firms and selling of homogenous product the firms have no control over price, their main concern is to produce at the most efficient level so as to maximize its profit given the price at which it sells its output in the market. One really important idea is how responsive quantities are to price changes (both the demanders and the suppliers), and how well that response keeps the market in equilibrium. One such factor, for instance, is the elasticity of demand, which governs the degree to which consumers change their purchasing behavior due to changes in price. The elasticity of supply has the opposite significance: the supply elasticity shows how sensitive producers are to changes in the market price. These so-called elastic forces determine how the market can behave in terms of stability and efficiency. Next, we move from perfect competition to monopolistic competition, which is a type of market structure where there are many companies that sell differentiated products. This differentiation, whether real or perceived, gives firms some pricing power. But this power is constrained by many competitors and close substitutes. Understand that firms in monopolistic competition practice non-price competition in the forms of advertising and branding in order to create brand loyalty and differentiate their products.



These kinds of firms have some pricing power with their products, since they are differentiated, but they need to be mindful about competition. Here is where the concept of product differentiation comes in. It is the actual, or perceived differences in products that enables the firms to be able to set prices.

On the other end of the spectrum, an oligopoly is a market structure in which a few number of powerful companies control the majority of the market and frequently offer either similar or unique items. Businesses in these kinds of markets are interdependent, which means that one company's choices about pricing and output have a big impact on others. Price leadership, collusion, and competitive advertising are examples of strategic activity that becomes crucial to market results. Although customer demand and regulatory laws can limit this power, entry barriers are usually substantial, insulating established businesses from new competitors and providing them significant price control. On the other hand, a monopoly occurs when one company has substantial pricing power and controls the whole market for an item or service. Prices set above marginal cost by the monopolist frequently result in increased profits but may also have a negative impact on customer welfare. To lessen these impacts, government regulation, price limits, or antitrust laws are frequently used. The elasticity of supply and demand continues to be a key factor in determining market behavior across all configurations. While inelastic demand permits more pricing discretion, high demand elasticity compels businesses to offer more competitive prices.

13.4 Oligopoly and Monopoly: Pricing Strategies and Market Dominance

If oligopoly consists of a few large companies, then it offers a strategic interaction of obfuscation. It is a common type of market in which firms collude but the actions of one firm can directly affect the profitability of the other firm. Indeed, this interdependence generates strategic pricing, in which firms are forced to consider and respond to the actions of their competitors. Collusion, price leadership, and game theory play a role in pricing decisions

in oligopoly. Explicit or tacit collusion takes place when firms coordinate their pricing and output decisions in order to maximize joint profits. Collusive agreements are inherently unstable, because there is always an incentive for individual firms to cheat and take competitive advantage over their competitors. The second concept, price leadership, refers to a situation in which one firm sets the price, and the other firms follow. In this context, game theory is used to analyze these situations by establishing a general framework of interacting strategies—such as decisions—wherein all firms will choose strategies based on the expected reactions of their competitors. The prisoner's dilemma is a classic game theory model that shows how cooperation in oligopoly is difficult. Self-interest — the temptation to act on behalf of one's own firm to the detriment of all firms engaged in the exchange — creates incentives that can be suboptimal. There are high barriers to entry common in oligopolies, thus allowing the firms within the market to retain their high profit levels. Those may be anything from high start up costs, to government regulations. This allows for the firms to maintain high levels of control over the price elements. At the extreme end of the market structure triangle, monopoly is a market with only one seller. There are no competitors and therefore no competitive output, which gives the monopolist a great deal of market power because monopoly pricing occurs above the marginal cost. But the monopolist's price-setting ability is not limitless. While this is true, the law of demand still holds, so higher prices lead to smaller quantities demanded. Monopolists frequently practice price discrimination, that is, they charge different prices to each customer depending on the price they are willing to pay. This enables the monopolist to extract more consumer surplus and higher profits. Natural monopolies are formed in industries with high fixed costs and low marginal costs, such as utilities. In such circumstances, government regulation is typically employed to prevent the monopolist from exploiting its market power. Regulatory interventions may include price regulation, service level requirements, and entry restrictions. The study of monopoly also reveals the ways in which a market can fail, and how government intervention may be necessary to achieve and protect consumer welfare. All monopolies produce deadweight loss, which is the lost economic efficiency when the equilibrium outcome is not achieved.



Evolving Market Dynamics: Dynamic Pricing and Disruption

The forces of technological disruption and globalization are challenging the traditional models of price determination. With the advent of e-commerce and digital platforms, new avenues for price discovery and competition have sprung up. The real-time access to information and algorithms empowers firms to implement dynamic pricing based on variable like demand, competition prices, consumer behavior. It is common in sectors including airlines, hotels and online retail. It also has lowered barriers to entry, allowing small firms to compete with established players. Even if the consumer wanted to compare prices, the few brick and mortar stores available did not carry comparable products, and the prices were all over the board due to little or no competitive pressure in the marketplace. Moreover, the rise of the sharing economy has given rise to new business models which disrupt conventional pricing strategies. Airbnb and Uber are leveraging P2P transactions and dynamic pricing to disrupt traditional industries. The digital age has further made the differences among the various market structures less blurry. In this case, the platform business, like AMZ or GOOGL, plays multiple markets in ways that leverage its data and network effects to give competitor advantages. These firms regularly engage in cross-subsidization, using profits from one market to subsidize their activities in another. The development of data analytics and artificial intelligence also allows firms to better align their pricing with consumer behavior. The phenomenon of personalized pricing—where firms set prices according to each individual customer's preferences and purchase history, such as the way airline websites track your click history to decide how much to charge you—is on the rise. There are increasing ethical concerns surrounding the practice of advanced pricing techniques, such as fairness and transparency.

Markets have globalized, resulting in greater competition and pressing firms to implement more efficient pricing models. The spread of global supply chains has reduced production costs, but has also made pricing decisions more complicated. Multinational corporations undergo considerable storm in the profitability due to fluctuations like movement in exchange rates, tariffs

trade and policy. Hence, the study of price determination must also take into account the interplays of these technological, global, and regulatory forces. We may see a shift towards new and creative price strategies that are informed by data and technology but still grounded in the basic principles of economics.

13.5 The Evolution and Impact of Behavioral Economics in Pricing Strategies

Behavioral economics has emerged as a crucial field of study, redefining traditional economic principles and theories. Unlike classical economic models that assume rational decision-making, behavioral economics explores how psychological, social, and cognitive factors influence economic choices. The advent of Big Data has further intensified the relevance of this field, particularly in the domain of pricing. Understanding how consumers actually behave, as opposed to how they are expected to behave under traditional economic assumptions, is imperative for businesses striving to optimize their pricing strategies. This paper delves into the role of behavioral economics in pricing mechanisms, exploring the limitations of conventional economic models, the impact of psychological biases on consumer decision-making, and the significance of data-driven pricing strategies in the modern marketplace.

Traditional Economic Models and Their Shortcomings

Conventional economic theories, such as the rational choice model and price equilibrium theory, have long dictated the study of pricing. According to these models, consumers are rational actors who make purchasing decisions based on utility maximization, weighing the costs and benefits of various options before making a final choice. However, real-world consumer behavior often deviates from these theoretical predictions due to various cognitive biases, emotions, and external influences.

One of the fundamental shortcomings of traditional models is their assumption of perfect information. In reality, consumers are frequently influenced by advertising, peer opinions, and their own past experiences, leading to irrational purchasing behaviors. Moreover, price elasticity—an essential



concept in classical economics—does not always hold true in behavioral contexts. For instance, psychological pricing strategies, such as anchoring and decoy pricing, demonstrate that consumers do not respond solely to absolute price levels but also to the relative perception of value.

The Psychological Factors Affecting Pricing Decisions

Behavioral economics has identified a multitude of psychological factors that shape consumer behavior in pricing. These factors include heuristics, biases, and emotions that often override rational decision-making. Some of the most influential psychological phenomena affecting pricing include:

1. **Anchoring Effect:** Consumers tend to rely heavily on the first piece of information they receive (the anchor) when making decisions. For example, if a retailer first shows a high-priced item before a moderately priced one, the latter may appear to be a better deal, influencing the purchasing decision.
2. **Loss Aversion:** People are more sensitive to potential losses than equivalent gains. This principle is widely used in discount marketing strategies, where emphasizing the amount saved rather than the final price can boost sales.
3. **Framing Effect:** The way information is presented can significantly impact decision-making. For instance, a product labeled as "90% fat-free" is perceived more positively than one labeled as "10% fat."
4. **Decoy Effect:** Introducing a third, less attractive option can influence consumers to choose a specific product. In pricing, companies often add a higher-priced option that makes another product appear to be the best value.
5. **Endowment Effect:** Consumers place a higher value on items they already own, which is why trial periods and free samples are effective pricing strategies.
6. **Mental Accounting:** People categorize money into different mental accounts and treat it accordingly. For example, consumers may be more

willing to pay a higher price for a luxury item than for a necessity, even if the absolute cost difference is minimal.

Big Data and Its Role in Behavioral Pricing

The rise of Big Data has revolutionized pricing strategies by allowing businesses to analyze vast amounts of consumer behavior data in real time. Advanced analytics, machine learning algorithms, and artificial intelligence are now being leveraged to predict consumer responses to price changes, optimize pricing structures, and personalize offers.

1. **Dynamic Pricing:** Companies such as Amazon and Uber use algorithms that adjust prices based on demand, competition, and user behavior. By leveraging historical and real-time data, these companies can maximize revenue while maintaining consumer satisfaction.
2. **Personalized Pricing:** Businesses now have the ability to tailor prices for individual consumers based on their browsing history, purchasing patterns, and demographic information. This level of personalization enhances customer engagement and increases conversion rates.
3. **A/B Testing:** Many companies employ A/B testing to determine the optimal price points. By presenting different prices to different consumer segments and analyzing the response, businesses can refine their pricing models to maximize profitability.
4. **Behavioral Segmentation:** Companies segment consumers based on psychological and behavioral traits rather than traditional demographic data. For example, targeting price-sensitive buyers with discount offers while offering premium services to brand-loyal customers ensures effective pricing strategies.

The Ethical Implications of Behavioral Pricing

While behavioral pricing offers immense opportunities for businesses, it also raises ethical concerns. Personalized pricing, if not handled transparently, can lead to consumer distrust. For instance, if two consumers receive different



prices for the same product based on their spending habits or location, it may result in perceptions of unfairness and discrimination.

Additionally, dynamic pricing can sometimes be perceived as exploitative, particularly when prices surge in times of high demand, such as during natural disasters or peak travel periods. Thus, regulatory frameworks and ethical considerations must be incorporated to ensure fair pricing practices.

13.6 Let Us Sum Up

Market structures shape price formation and economic outcomes. Perfect competition, monopoly, monopolistic competition, and oligopoly differ in the number of firms, product differentiation, and entry barriers. Understanding these structures helps evaluate pricing behavior, efficiency, and the degree of competition, providing a framework for economic analysis and policy-making.

13.7 Unit End Exercises

1. Define and differentiate perfect competition, monopoly, and oligopoly.
2. Explain the effect of market structure on price determination.
3. Discuss real-world examples of various market structures and their pricing behavior.

13.8 References and Suggested Readings

1. Mankiw, N.G. (2020). *Principles of Economics*. Cengage Learning.
2. Samuelson, P.A., & Nordhaus, W.D. (2021). *Economics*. McGraw-Hill Education.
3. Lipsey, R.G., & Chrystal, K.A. (2019). *Economics*. Oxford University Press.



Check Your Progress

Q.1 Write features of monopoly.

[illegible]

Q.2 Write pricing strategies of oligopoly.

[illegible]

SELF ASSESSMENT QUESTIONS

MCQs

1. You have seen that a scale can be classified in two ways.

- a) Physical market where only goods are being sold
- b) A platform for the trade of products and services
- c) An exchange where you trade only financial assets
- d) A controlled government place

Ans:B

2. All of the following are characteristic of perfect competition

Except

- a) Single seller dominance
- b) Differentiated products
- c) Freedom of entry and exit of firms
- d) High advertising expenses

Ans:A

3. What is an important feature of a monopoly?

- a) Lots of buyers and lots of sellers
- b) Monopolist
- c) Firms are price takers
- d) availability of perfect substitutes

Ans:B

4. What type of market is defined by the presence of a few major companies?

- a) Perfect competition
- b) Monopoly
- c) Oligopoly
- d) Monopolistic competition

Ans:C



5. What is the determination of price in a perfect competition?

- a) By the government
- b) By individual firms
- c) through the forces of demand and supply
- d) By advertising/ branding

Ans:C

6. What is the meaning of price rigidity in an oligopoly?

- a) Competitive reasons, prices are changing constantly
- b) The Firms do NOT Initiate price wars and maintain pricing stability
- c) Prices are determined solely by government policies
- d) firms are price takers

Ans:B

7. One of the advantages of monopoly is which of the following.

- a) Scale and efficiency
- b) High consumer choice
- c) Low barriers to entry
- d) Increased innovation through competition

Ans:A

8. One thing that characterizes monopolistic competition?

- a) Homogeneous products
- b) Single seller dominance
- c) Differentiated products
- d) No barriers to entry

Ans:C

9. What is one disadvantage of a monopoly?

- a) Lower prices for consumers
- b) Products variety and innovation
- c) Not enough competition = inefficient
- d) Increased consumer welfare

Ans:C

10. In which type of market structure is price wars most likely as a strategy?

- a) Monopoly
- b) Perfect competition
- c) Oligopoly
- d) Monopolistic competition

Ans:C



SELF-ASSESSMENT QUESTIONS

Short Questions:

1. What is an economics market?
2. Define perfect competition.
3. What do we mean when we talk about a monopoly?
4. Explain the difference between oligopoly and monopolistic competition.
5. In perfectly competitive market price is given.
6. Discuss price rigidity in oligopoly.
7. What are the merits and demerits of Monopoly?
8. What role does monopolistic competition play in market forces?
9. What do you call characteristics of an oligopoly?
10. How do firms compete in different market structures?

Long Questions:

1. Describe the features of various market systems.
2. How is price under monopoly determined?
3. Differentiate perfect competition from monopoly.
4. Oligopoly — market prices and competition.
5. Discuss the process of price determination in monopolistic competition.
6. What are the major problems of monopoly in the economy?
7. What is price discrimination? Price discrimination occurs when a monopoly firm makes more than one charge to a single endive.
8. How do firms strategically set prices in an oligopoly market?
9. Non-price competition is crucial in monopolistic competition as it helps businesses to differentiate their products from their competitors, which can lead to increased sales and market share.
10. Why you should analyze your market structure for business strategy?

BLOCK 4

NATIONAL INCOME, INFLATION, BUSINESSCYCLES, AND EMPLOYMENT

UNIT 14 NATIONAL INCOME ACCOUNTING

Structure

- 14.1 Introduction
- 14.2 Objectives
- 14.3 National Income Accounting: A Comprehensive Overview
- 14.4 Let us sum up
- 14.5 Unit End Exercises
- 14.6 References and suggested readings

14.1 Introduction

National income accounting quantifies a country's overall economic activity, measuring output, income, and expenditure, providing a foundation for analyzing economic performance and informing policy decisions.

14.2 Objectives

1. Understand the concept and importance of national income accounting in macroeconomics.
2. Explore different methods of measuring national income and economic output.
3. Analyze national income data to assess a country's economic well-being.

14.3 National Income Accounting: A Comprehensive Overview

National income accounting is the foundation for assessing the macroeconomic well-being of a country. It serves as a standardized framework for quantifying overall economic activity, and it captures the total



worth of commodities and services generated domestically over a specified timeframe, generally a year. Essentially, it aims to measure the movement of income and expenditure, providing an overall perspective of the functioning of the economy. National income is not just an abstract number; it also represents the total combined efforts of all economic agents, such as individuals, businesses, and the government, taken to produce wealth. As a result, it enables policymakers, economists, and businesses to study trends, understand potential problems, and plan for sustainable economic growth. National income accounting is intended to offer a systematic and uniform approach to measuring economic performance, allowing for comparisons across time periods and among countries. In doing so, a set of central ideas are implemented, each providing a unique view of economic output. The most common measure, Gross Domestic Product (GDP), equals the total market value of all final goods and services produced within a country's borders, whether by domestic or foreign labor. On the other hand, gross national product is the total value of final goods and services produced by the citizens and businesses of a country, regardless of where they are in the world. $NNP = GNP - \text{Depreciation of capital goods}$ National Income (NI) is the sum of the total incomes received by the factors of production in a nation (wages, rent, interest, profits). Personal Income (PI) is the income received by households and non-corporate businesses, while Disposable Personal Income (DPI) is PI minus personal tax payments. National income can be measured by three ways product method income method or expenditure method. The product approach (value added approach) adds up value added at all stages of production. The income approach sums the income earned by all factors of production. The expenditure approach adds up the spending on final goods and services by households, firms, government, and the foreign sector.

When properly applied, these three approaches should yield the same results because they all reflect the same underlying economic activity but from different angles. Which method is used depends, often, on data available and the intent of analysis. However, there are also challenges to national income accounting, such as the exclusion of home production and unpaid work, the difficulty of tracking informal economies, and the challenges of measuring the

value of goods in the presence of inflation. National statistical agencies use rigorous methodologies and data collection processes to produce accurate and consistent data, regularly updating their methods to capture the increasingly intricate dynamics of contemporary economies. National income accounting provides essential insights for policymakers, businesses, and economists alike, serving as a critical framework for understanding economic activity at both the aggregate level and the individual sector level.

The macroeconomic equilibrium of national income is basically the condition of aggregate demand being equal to aggregate supply. This balance is a state of equilibrium at which there is no spontaneous tendency for national income to rise or fall. Aggregate demand (AD) is the sum of spending in the economy on consumption (C), investment (I), government spending (G) and net exports (NX). Aggregate supply (AS) refers to the total output firms can and want to supply at different price levels. Thus, we can plot the 45-degree line and overlay it on the AD curve; indeed, in a simpler Keynesian model (where we assume that prices do not change in the short run), the equilibrium occurs when AD meets the line, on the 45-degree line, as we are looking for all points where national expenditure equals national output (or national income). This interaction will determine the equilibrium level of National Income and National Output. Aggregate demand is made up of components that help to determine this equilibrium. Consumption, which accounts for the largest part, is dictated by disposable income, consumer confidence and interest rates. Investment — spending on capital goods driven by business expectations, interest rates and technological innovation. This austerity measures would include but is not limited to cutting government spending. Net exports — the difference between exports and imports — shows the economy's dealings with the rest of the world. If any of these elements experience variations, the aggregate demand curve will slide leading to an equilibrium national income. For example, government spending can lead to higher output and employment through higher aggregate demand. In the same way, lower investment under pessimistic business expectations may decrease aggregate demand, output and cause recession. The magnified effect on national income is what the multiplier effect is all about — changes in autonomous spending,

like government spending or investment, having a multiplied effect. The multiplier depends on the marginal propensity to consume (MPC)—the percentage of an additional dollar of disposable income that will be used to buy consumption. An elevated MPC results in a greater multiplier which serves to magnify the impacts of spending alterations. LRAS in the long run in the long run, the economy's productive capacity determines equilibrium of national income. The long run aggregate supply (LRAS) curve is vertical at the potential output level, representing the full employment aggregate output level of the economy. In this scenario, changes in aggregate demand primarily change the price level, not output. In contrast, however, changes in LRAS curve due to structural factors like technology, capital stock, and labor force can result in long-run economic change in potential output and national income. Fiscal and monetary policies can be used to affect aggregate demand and bring an economy to its potential level of output. He said, they also need an assessment of the trade-offs between short-run stabilization and long-run growth objectives; policy limitations in a complex and dynamic economy.

In addition to the overall totals, national income accounting yields useful information about the distribution of income, the sectorial makeup of the economy, and the sources of economic growth. Income is assessed using measures like Gini to show income distribution. An equitable income distribution promotes social cohesion and helps reduce poverty, whereas high inequality reduces social tensions and is a barrier to long-run growth. National income accounts provide a sectoral composition of the economy, whereby the percentage contributions of the different sector outputs can be deduced, e.g., agriculture, manufacturing, services, etc. These data are fundamental to understanding structural change happening in the economy, as well as in designing policies to support sectoral development. Those sources of economic growth, first, established by growth accounting show, on the one hand, the contribution of capital accumulation, the growth of the labor force, and technological progress. Growth accounting can help policymakers identify bottlenecks to growth and design policies that enhance productivity and innovation. But part of this value — unpaid work, such as household

chores, or the amenities that nature provides — is missing from national accounting.

National Income,
Inflation,
Business Cycles,
and Employment

In addition, GDP excludes non-market activities such as household production and volunteer work, despite the fact that they contribute meaningfully to well-being. Traditional national income accounts also tend to neglect environmental factors, such as depletion of natural resources and pollution, leaving a partial image of the sustainability of economic growth. At the same time, there are also initiatives to develop broader measures of economic well-being that account for these elements (e.g., the Genuine Progress Indicator (GPI), the Inclusive Wealth Index). They are intended to give a more balanced and complete picture of how an economy is doing by not simply measuring how much output is produced, but its quality and sustainability too. We should also recognize the limits of national income accounting. When the focus is on market transactions it can lead to ignoring aspects that are so important for well being — social capital, health, and education, to name a few. Valuing goods and services at market prices can be tricky, particularly when it comes to non-market goods and services. In addition, data quality issues, measurement errors, and the choice of methodology can all affect national income accounts. Despite these shortcomings, national income accounting is an essential means of comprehending and controlling the economy. It creates a standardized and consistent approach to measuring economic activity, which helps policymakers, businesses, and economists to make informed decisions and foster sustainable economic growth. National income accounting provides a systematic way of analyzing economic data, which enables policymakers to design better economic policies, and it continues to evolve, incorporating a more comprehensive view of the economy, which includes non-market activities and environmental factors, further enhancing its relevance in the assessment of economic welfare.

14.4 Let Us Sum Up

National income accounting captures a country's total economic activity through standardized measurement of output, income, and expenditure. It provides vital insights for policymakers, economists, and researchers to



evaluate growth, plan interventions, and compare economic performance across periods or countries. Accurate accounting supports informed macroeconomic decision-making.

14.5 Unit End Exercises

1. Define national income and explain its significance.
2. List methods used to calculate national income.
3. Discuss how national income reflects economic health.

14.6 References and Suggested Readings

1. Mankiw, N.G. (2020). *Principles of Economics*. Cengage Learning.
2. Samuelson, P.A., & Nordhaus, W.D. (2021). *Economics*. McGraw-Hill Education.
3. Lipsey, R.G., & Chrystal, K.A. (2019). *Economics*. Oxford University Press.

Check Your Progress

Q.1 Explain the concept of National Income.

Q.2 Explain GDP at MP.

UNIT 15 THEORY OF INFLATION

Structure

- 15.1 Introduction
- 15.2 Objectives
- 15.3 The Stylish Dance of Prices Going Up
- 15.4 Let us sum up
- 15.5 Unit End Exercises
- 15.6 References and suggested readings

15.1 Introduction

Inflation is a sustained increase in general price levels, reducing purchasing power, arising from factors like excess demand, rising expenditure, and economic growth imbalances.

15.2 Objectives

1. Define inflation and understand its impact on purchasing power and the economy.
2. Explore demand-pull and cost-push theories explaining inflationary pressures.
3. Analyze causes, effects, and measurement of inflation in an economy.

15.3 The Stylish Dance of Prices Going Up

Inflation, a ubiquitous aspect of economic life, is defined as a sustained increase in the overall price level of goods and services in an economy over a period of time. It's not just the price of one product that is higher; it's a systemic loss of purchasing power, where every dollar buys less and less.

Demand-Pull Theory of Inflation One of the most basic views of how inflation happens is the demand-pull theory — which asserts inflation takes place whenever aggregate demand exceeds aggregate supply. In layman's terms, too much money is chasing too few goods. It can result from rising government expenditure, a jump in consumer confidence resulting in greater consumption or an investment boom. When the economy's capacity to produce falls short of demand, consumers bid up prices as they compete for



limited resources. A related explanation is given by the quantity theory of money, a mainstay of classical economics. It theorizes that a change in the money supply leads to a change in the price level. According to the equation of exchange, $MV = PQ$ (where M is money supply, V is the velocity of money, P is the price level, and Q is the quantity of goods and services), there is a direct relationship here. When money supply (M) is growing at a faster rate than real output (Q), and V is relatively stable, the price level (P) must increase. This view reinforces the importance of central banks in managing inflation via monetary policy. Central banks try to assure price stability by adjusting interest rates and circulation of money. But the velocity of money — the rate at which money changes hands — can be variable, making it harder to exactly nail down inflation. Demand-side factors are not the only ones, though: cost-push theory provides a supply-side explanation. This theory holds that inflation can come from an increase in the costs of production like growing wages, soaring raw materials prices (like oil shocks), or increased tax. When businesses observe an increase in pricing, they transfer these costs on to consumers through increased prices, resulting in an overall increase in the price level. Wage-price spirals, a particularly virulent form of cost-push inflation, can occur when increasing wages drive up prices, triggering further demands for wage hikes which in turn generate further increases in prices, resulting in a self-reinforcing cycle. Structural inflation, a related type, is caused by rigidities and imbalances in the economy, meaning the economy does not act like a well-functioning network of factories producing goods and services for an interconnected market in which trade balances out. These structural issues could hinder the optimal allocation of resources and contribute to continued inflationary pressures. The role of inflationary expectations is also crucial. People and businesses will change their behavior if they expect inflation. Workers might negotiate for higher pay to protect against expected price increases, and businesses might raise prices in anticipation of higher costs. These are self-fulfilling prophecies and can reinforce inflationary processes.

In addition, the impact of the global context, like currency variations and foreign goods prices, is not negligible. In a globally-connected world, adjustments in these factors can create major ripple effects on price levels at home. For instance, a depreciation of a country's currency can lead to an increase in the price of imported goods, resulting in imported inflation. Likewise, changes in global oil prices can significantly affect transportation and production costs and, therefore, the prices of many goods and services. Policies regarding inflation are complex, and policymakers must understand the relationships among all these theories if they are to effectively work to manage inflation. It will be important for them to develop suitable policy responses given that, as noted above, demand-side and supply-side considerations and the impact of expectations and global drivers need to be grappled with. As with any multi-dimensional approach, this affirms the interconnectedness between various aspects of inflation theory, which spans a wide range of possible price levels across different economic environments, frequently dependent on a careful balance of management strategy.

A little inflation, frequently held to be a sign of a vigorous economy, encourages investment and consumption by nudging people to spend instead of saving. But high inflation can eliminate purchasing power, reduce real incomes and create economic uncertainty. And that said fixed income individuals are particularly vulnerable to inflation, like retirees whose incomes don't keep up with price increases. The uncertainty about future prices leads to difficulties for businesses in terms of planning and investment decisions. However, inflation also creates distortive relative prices, which may cause misallocation of resources, which loosens efficiencies in an economic system. Hyperinflation is the worst version of inflation, caused by the hyper increase of the price at a rapid and uncontrolled level creating monetary destruction. Beyond its economic impact, inflation can have social and political consequences as well. As inflation rises after Surba's denationalization of the economy, the wealthy can afford to pay more for rents and assets, while the costs of consumption are more burdensome for those with fixed wages, the squeeze on the poor, is confirmation of income inequality that is accentuated by high inflation.



This can cause social unrest and political instability. Central banks use a range of measures to fight inflation, including changes in monetary policy (like altering interest rates and reserve requirements) and operating in open markets (by buying and selling government securities). As types of financing become costlier, rising interest rates can reduce aggregate demand, thus serving to restrain inflationary pressures. But this can also restrain economic growth and raise unemployment. When responding by conducting monetary policy, central banks need to strike an appropriate tradeoff between aims of price stability and economic activity. Fiscal policy, which is how governments spend and tax, can help control inflation as well.

By cutting government spending or raising taxes, it is possible to bring down aggregate demand. Yet, fiscal policy is subject to political change and can generate adverse effects on growth and welfare. Such reforms in education, investment in infrastructure, and deregulation as supply-side policy can also help deal with institutional inflation. Managing international inflationary pressures is also an important area of international cooperation. Under this scenario, central banks may share information and coordinate their policies to stabilize exchange rates and manage capital flows. International entities like the International Monetary Fund (IMF) also engage by offering monetary support and policy counsel for nations grappling with inflationary issues. The Phillips curve that explains the relationship between inflation and unemployment showcases the trade-offs in policymaking. The Phillips curve was historically viewed as an inverse relationship between inflation and unemployment, allowing for lower unemployment only at the cost of higher inflation. Different Phases in Phillips Curve The traditional Phillips Curve model associates inflation and unemployment negatively: Higher inflation leads to lower unemployment (and vice-versa); the only reason it does not hold is named stagflation (high inflation and high unemployment). The Natural rate of unemployment, also known as the non-accelerating inflation rate of unemployment (NAIRU), states that there is a "target" or level of unemployment such that if the economy falls below it, inflation will begin to accelerate.

Maintaining unemployment at or above the NAIRU is a policy imperative to stave off inflation. This more holistic perspective was informed by developments in behavioral economics, which acknowledges the psychological underpinnings of economic decision-making. One example is anchoring bias in which people tend to rely excessively on the first piece of information they have, which affects inflation expectations. Insights from behavioral economics can help policymakers to better communicate with the public and guide inflation expectations. In conclusion, the theory of inflation is an ever-evolving concept with no latest data available for reference. By recognizing the different theories and what they imply, policymakers can create more efficient policies to keep prices stable and ensure a healthy economy.

15.4 Let Us Sum Up

Inflation reflects a general rise in prices, eroding money's value. Demand-pull inflation occurs when aggregate demand exceeds supply, while cost-push arises from increased production costs. Monitoring inflation helps policymakers, businesses, and consumers anticipate economic shifts, plan expenditures, and maintain price stability, supporting sustainable economic growth.

15.5 Unit End Exercises

1. Explain the concept and types of inflation.
2. Discuss demand-pull and cost-push inflation theories.
3. Analyze the economic effects of rising price levels.

15.6 References and Suggested Readings

1. Mankiw, N.G. (2020). *Principles of Economics*. Cengage Learning.
2. Samuelson, P.A., & Nordhaus, W.D. (2021). *Economics*. McGraw-Hill Education.
3. Blanchard, O., & Johnson, D.R. (2017). *Macroeconomics*. Pearson.



Check Your Progress

Q.1 Define Inflation.

[illegible]

Q.2 Explain the causes of inflation.

This image shows a full page of white paper with horizontal dashed black lines, typical of primary-ruled notebook paper. The lines are evenly spaced and run across the entire width of the page. There are no margins, text, or other markings present.



UNIT 16 PHASES OF BUSINESS CYCLES

Structure

- 16.1 Introduction
- 16.2 Objectives
- 16.3 Business Cycles Phases: The Pulsations of Economic Activity
- 16.4 Let us sum up
- 16.5 Unit End Exercises
- 16.6 References and suggested readings

16.1 Introduction

Business cycles represent recurring fluctuations in economic activity, alternating between periods of growth and contraction, impacting production, employment, and overall macroeconomic stability.

16.2 Objectives

1. Understand the phases of business cycles and their impact on the economy.
2. Analyze causes and characteristics of expansions, peaks, recessions, and troughs.
3. Evaluate the economic significance of business cycle monitoring and management.

16.3 Business Cycles Phases: The Pulsations of Economic Activity

Consumer confidence, investment, government policies, technology, and global conditions are some of the elements that drive economic activity changes, which are reflected in the business cycle, a recurrent pattern of economic expansion and contraction. Each of its four stages—expansion, peak, contraction, and trough—has an impact on investment, consumption, inflation, and employment. Businesses, politicians, and individuals can make well-informed decisions, plan strategically, and successfully respond to the opportunities and difficulties given by each stage of economic activity by having a thorough understanding of these cycles.

The contraction phase, or recession, is a period of declining economic activity. Its features are declining output, rising unemployment, and falling consumer and business confidence. Businesses see less demand for their products and services, and so they cut production, lay off employees and see their profits falling. Investment spending dries up as firms become more risk-averse. Consumer spending also falls as families tighten their belts in a response to job losses and economic uncertainty. Investors are skeptical about this and thus a stock market features a bear into it. Inflation slows as demand slackens, but it could also cause deflation, which has an even bigger aggravating effect on the downturn. Central banks can no doubt reduce interest rates to encourage borrowing and investment — but these episodes often lack effectiveness in a severe recession. During the contraction phase, businesses and households can feel pain in the form of layoffs, reduced spending, and increased debt defaults. It also provides opportunities for restructurings, innovation and cost-cutting that can prepare the way for future growth. The trough: the bottom of the business cycle when economic activity is at its lowest. It is a time of high unemployment, low inflation and weak consumer and business confidence. The economy is marred by these abrupt fluctuations, but signs of recovery begin to surface when businesses and households adapt to the new economic conditions. Stock levels are low, sparking pent-up demand for goods and services. Interest rates are low, prompting borrowing and investment. To increase demand and create jobs, you might implement government stimulus measures, like tax cuts and spending on infrastructure. For the market, the bottom might be, at least, a mild recovery, as it would begin discounting future growth. The trough is the turning point, where the seeds of recovery are planted. As economic activity slowly recovers, the economy is in a new expansion phase, restarting the cycle.

The duration and intensity of these phases can vary widely, and their dynamics are not identical. Some cycles may be short and mild; others, long and severe. Two examples of a massive contraction that not only occurred but



that had significant and long-lasting effects on the world economy are the Great Depression of the 1930s and the Global Financial Crisis of 2008-2009. Likewise, the post-World War II era experienced an extended expansion, driven by technological progress and surging consumer demand. Business cycles are affected by complex, interrelated factors. Monetary policy, including interest rate changes and quantitative easing, has a powerful effect on economic activity. Fiscal policy, such as government spending and taxation, strongly affects the business cycle. Technological advances can lead to the emergence of new industries and the potential for economic growth — while global economic shocks (e.g. pandemics, geopolitics) can lead to recessions. Consumer and business confidence, which depends on everything from economic data to political events to social trends, can also exaggerate or mute economic cycles. What is even more important is the understanding of the interdependence of these factors for accurate forecasting and effective policies. One of the great challenges for economists and policy-makers are to accurately predict when and how intensely the fluctuations in business cycles take place. Although various economic indicators like GDP growth, unemployment rate, and inflation can be used to assess the current state of the economy, they are not always predictors of future trends. You are using econometric models and forecasting techniques that purposefully come to look back to make a projection for the future economic activities, but these methods are imperfect and have their limitations. Human and economic behavior are too complex, and the interactions too chaotic, to be able to forecast turning points in the business cycle with any accuracy. Nevertheless, grasping the stages of the business cycle remains important for companies, policymakers, and individuals alike. Having this knowledge can help businesses adjust their production, investment, and hiring decisions to reduce risks and take advantage of opportunities. Decision-makers will benefit from it for shaping and conducting effective monetary and fiscal policies to stabilize the economy and foster sustainable growth. People employ it to guide their spending, saving, and investment decisions. Recognizing the rhythmic pulse of economic activity enables us to better chart a course through the challenges and opportunities afforded by the ever-evolving economic landscape. The business cycle, albeit wrought with fluctuations, is

the result of a constantly changing and progressive economy. Corporate survival is a process of creative destruction — of contractions that reset the stage for future innovation and growth. Understanding that economics is cyclical, and adjusting to its cycles is the way forward.

National Income,
Inflation,
Business Cycles,
and Employment

16.4 Let Us Sum Up

Business cycles are natural oscillations in economic activity, consisting of expansion, peak, contraction, and trough phases. Recognizing these phases helps policymakers, businesses, and investors anticipate trends, plan strategies, and implement measures to mitigate adverse effects, maintain stability, and foster sustainable growth.

16.5 Unit End Exercises

1. Define business cycles and their phases.
2. Explain causes of economic expansions and recessions.
3. Illustrate the impact of cycles on employment and output.

16.6 References and Suggested Readings

1. Samuelson, P.A., & Nordhaus, W.D. (2021). *Economics*. McGraw-Hill Education.
2. Mankiw, N.G. (2020). *Principles of Economics*. Cengage Learning.
3. Blanchard, O., & Johnson, D.R. (2017). *Macroeconomics*. Pearson.

Check Your Progress

Q.1 Explain Business cycle.



Q.2 Draw Business Cycle.

This image shows a full page of white paper with horizontal dashed lines, typical of primary-ruled notebook paper. The lines are evenly spaced and run across the width of the page. There are no margins, text, or other markings on the paper.



UNIT 17 EMPLOYMENT AND POVERTY

Structure

- 17.1 Introduction
- 17.2 Objectives
- 17.3 Employment and Poverty: Understanding the Interconnected Challenges and Solutions
- 17.4 Let us sum up
- 17.5 Unit End Exercises
- 17.6 References and suggested readings

17.1 Introduction

Employment availability, quality, and type influence poverty levels, while poverty constrains access to jobs, creating a cycle that affects income, well-being, and social development.

17.2 Objectives

1. Understand the relationship between employment levels and poverty in society.
2. Analyze how job quality affects income distribution and living standards.
3. Explore policies addressing employment generation and poverty alleviation.

17.3 Employment and Poverty: Understanding the Interconnected Challenges and Solutions

The complex nexus of employment and poverty is a primary topic in socioeconomic discussion. This situation can be viewed in duality as employment availability, quality and type affects levels and intensity of poverty while poverty impedes access to decent jobs. At its most fundamental level, work allows individual people and households to earn the money needed to secure things like food, housing, and health care. But jobs alone don't mean escape from poverty. The idea of "working poverty" emphasizes the fact that a great deal of people simply don't make enough money even if they have jobs, and earn too little to participate in society fully (and in many cases, be able to provide their families, in total). Low-skilled work, precarious

work in the informal economy and stagnant wages are among these factors. Moreover, structural unemployment resulting from technology or economic transitions can lead to entire neighborhoods being susceptible to poverty. Data from the Labour Force shows that literacy and numeracy levels are significantly low, and access to quality education and vocational training adds to this problem, trapping many into vulnerable employment or long-term unemployment. As such, any sustainable poverty alleviation efforts also need to consider the quality of work available to individuals in addition to the availability of jobs, ensuring that wages are fair and working conditions are safe, and that there are opportunities for progression in line with personal aspirations. Other global economic factors also interact one another to make big impacts. Globalization, and its impact on industry can radically transform whole economic landscapes, and consequently transform the impact that is available for those working in different types of employment. Before elaborating on this complicated relationship, one must remember that poverty is a multidimensional phenomenon. Poverty is not just an income issue; it also includes the inability to access basic services such as education, healthcare, and sanitation as well as social exclusion and susceptibility to shocks. These facets are inextricably linked to workers and work. Poor health, for instance, can reduce a worker's capacity to labor and a lack of education can close the door to high-paying work. In addition, poverty tends to create a cycle of poverty that is difficult to break, as children raised in low-income families often have fewer opportunities to change their lives. Especially in this context, employment can be an important vehicle for not only short-term income, but also for long-term stability and opportunity. Providing people with necessary skills and education to adapt to the evolving labor market is a critical investment in human capital. Finally, social safety nets, like unemployment benefits and income support programs, help buffer against economic shocks and keep people and their families from descending into deeper poverty. Such policies should aim inclusive economic growth, decent jobs and social protection systems. Similarly, things such as discrimination, as well as other social factors have large effects on ability for people to gain and retain employment.



17.4 Let Us Sum Up

Employment is central to economic welfare, providing income and access to essentials. Poverty reduces opportunities for decent work, creating persistent inequality. Addressing employment and poverty simultaneously requires policy interventions, skill development, and inclusive economic strategies to enhance livelihoods, reduce disparities, and promote social and economic stability.

17.5 Unit End Exercises

1. Explain the link between employment and poverty.
2. Discuss how job quality influences living standards.
3. Suggest measures to reduce poverty through employment.

17.6 References and Suggested Readings

1. Todaro, M.P., & Smith, S.C. (2020). *Economic Development*. Pearson.
2. Mankiw, N.G. (2020). *Principles of Economics*. Cengage Learning.
3. Samuelson, P.A., & Nordhaus, W.D. (2021). *Economics*. McGraw-Hill Education.

Check Your Progress

Q.1 Write types of Employment.



Q.2 Write causes of Employment.

[illegible]

UNIT 18 INCOME INEQUALITY AND THE ECONOMY

Structure

- 1.1 Introduction
- 1.2 Objectives
- 1.3 The Anatomy of Disparity
- 1.4 Let us sum up
- 1.5 Unit End Exercises
- 1.6 References and suggested readings

18.1 Introduction

Income inequality measures uneven distribution of wealth, influencing economic opportunities, social mobility, and societal cohesion, often assessed using metrics like the Gini coefficient.

18.2 Objectives

- 1. Understand the concept and causes of income inequality in modern economies.
- 2. Analyze the effects of income disparity on social and economic development.
- 3. Explore tools and policies to measure and reduce income inequality.

18.3 The Anatomy of Disparity

Income inequality, a systemic and dynamic aspect of the contemporary economy, refers to the degree to which income is distributed unevenly in a population. It's a complicated thing with and that has deep roots in history and many causes, reflected in sharp divides between the wealthy few and the stumbling many. We have to understand what it means by breaking it down into different aspects. Most often, income disparity is measured through the distance between top earners and bottom income brackets, with that being quantified through metrics such as the Gini coefficient. This coefficient, which ranges between a value of 0 (perfect equality) and (perfect inequality), measures how skewed the distribution is. But income is only part of the



puzzle. Wealth — the difference between accumulated assets like property, shares and savings — is even more unequal. Wealth concentration leads to economic and political influence being concentrated in the hands of a few, reinforcing a cycle of privilege. This inequality does have many interrelated causes. Though it spurred economic expansion, globalization has, at the same time, resulted in the offshoring of jobs and contributed to the decline of wages among low-skilled workers in developed countries. Technological changes — most notably the rise of automation and artificial intelligence — are reshaping the labor market, exacerbating a “skills gap” that tends to benefit those with a college degree and specialized training. A decline of labor unions and a weakening of worker protections have tilted the balance of power toward employers, impeding wage growth and undermining job security. Tax policy, which often favors the rich with low rates and loopholes, plays a role in sucking capital up to the top. Moreover, systemic discrimination based on race, gender, and social background can act as barriers to equal opportunity, confining upward mobility for those from disadvantaged backgrounds. Income inequality has profound consequences, affecting economic welfare, social cohesion, and political stability. Research shows that high levels of inequality are associated with more crime, less social trust and poorer health outcomes. Unrestricted neoliberalism can also deepen political polarization, as a growing number of people (increasingly of low-income status) feel economically marginalized and increasingly begin to take on populist and extremist ideologies. Maybe the Proposed Revisions to that Definition Are the Answer. At its core, income inequality is not just an economic problem; it is a societal one that endangers the very fabric of our communities. It’s a disease that levels health, and social order.

Those born into lower-income homes confront systemic disadvantages that impede upward mobility, as income disparity also affects access to healthcare, education, and other necessities. Unfair access to high-quality education hinders the development of skills, which lowers employability in higher-paying positions and keeps wage disparities alive. In a similar vein, inequalities in healthcare access worsen inequities in productivity and life expectancy, which impacts economic production and the well-being of

society. Furthermore, concentrated wealth gives the wealthy disproportionate control over politics and policy, frequently influencing laws to preserve or strengthen their advantage. Macroeconomically speaking, severe inequality might reduce demand since households with lower incomes tend to spend a larger percentage of their income. Most people's decreased spending can impede economic expansion and exacerbate social unrest. A multimodal strategy is needed to address inequality, including investments in healthcare and education, social safety nets, progressive taxes, and inclusive labor laws. Globalization and technological development must be controlled to prevent inequality and instead benefit a larger population. In the end, addressing income and wealth disparity is crucial for social cohesion, political stability, and sustainable economic growth in addition to being a question of justice

Social mobility and intergenerational equity are also significantly impacted by income and wealth disparity. Due to financial limitations, children from low-income households frequently have less possibilities for higher education, extracurricular activities, and high-quality education. Because the wealthy may use their riches to obtain greater prospects, this reinforces inequality and feeds the cycle of privilege. The issue is made worse by housing disparity, which keeps underprivileged people stuck in places with less possibilities while allowing wealthy families to move to neighborhoods with better schools, public services, and safer surroundings.

Roadmaps to Greater Equity in the Future

Income Inequality: Addressing this pervasive issue is a complex task that requires both national and global policy interventions. Progressive taxation, where higher earners pay a larger portion of whatever they earn in taxes, can also help redistribute wealth and support social programs. Further revenue generation is possible by closing tax loopholes, and increasing taxes on capital gains and inheritances. By passing minimum wage increases and strengthening labor unions, we can begin to equalize the bargaining power of



workers and ensure a living wage for everyone. With education funding and job training programs investments being key to better preparing people for modern jobs. By extending the availability of affordable healthcare, childcare, and housing, we can help alleviate the financial burden on lower-income households, promoting economic stability. Ending discrimination will always require policies that challenge discrimination, but the aspiration for equal opportunity need not be the same as the willingness to put up with institutional discrimination. Additionally, ensuring that the benefits of economic development are shared more equitably is essential to fostering inclusivity in growth. This may include things like supporting small businesses, investing in infrastructure projects that provide jobs in underserved communities and creating sustainable and equitable trade practices. Bolstering social safety nets like unemployment insurance and food assistance programs can act as a cushion for individuals in the face of economic hardship. Policy interventions alone are not enough, however: a wider change in the public mindset is needed. This does also mean renouncing the idea that to be successful in life one must accumulate and hoard wealth, and encouraging the democratic distribution of resources and opportunity. It is important to cultivate a culture of social responsibility, where businesses prioritize the welfare of their employees and communities as well. Emphasizing philanthropy and volunteerism increases social needs addressability. International cooperation is also urgent, since income inequality is a global problem.

Combating Income Inequality in the Digital Age: Opportunities and Challenges

In the wake of rapid technological advancement and increasing globalization, income inequality has emerged as one of the most pressing challenges of our time. The digital revolution, while creating unprecedented opportunities for growth and innovation, has simultaneously exacerbated existing disparities and created new divides between those who can harness its benefits and those left behind. This growing chasm between the wealthy and the disadvantaged threatens not only economic stability but also the very fabric of democratic

societies. The challenge of combating income inequality in the digital age requires a multifaceted approach that encompasses fair trade policies, support for developing economies, and innovative solutions to address the disruptions caused by automation and artificial intelligence.

The digital age has transformed how we live, work, and interact, creating immense wealth and opportunities for some while leaving others struggling to adapt. As advanced technologies like artificial intelligence, machine learning, and automation proliferate across industries, they bring both promise and peril for workers worldwide. On one hand, these technologies drive productivity gains and economic growth; on the other, they disrupt traditional employment patterns and threaten to displace millions of workers whose skills may become obsolete. This technological disruption is occurring against a backdrop of globalization that has fundamentally reshaped international trade, finance, and labor markets, often in ways that have concentrated wealth in the hands of a few while leaving many behind.

Income inequality has reached alarming levels in many countries, with the wealthiest individuals capturing an ever-increasing share of national income while wages for middle and lower-income workers stagnate. According to numerous studies, the richest 1% of the global population now owns more wealth than the bottom 50% combined. This concentration of economic power not only undermines social cohesion but also hampers economic growth by reducing consumer spending power and limiting opportunities for upward mobility. The digital transformation has accelerated these trends by rewarding highly skilled workers and capital owners while putting pressure on routine jobs susceptible to automation. Without deliberate intervention through public policy and private sector initiatives, these disparities risk becoming further entrenched, threatening both economic prosperity and social stability.

Addressing income inequality in the digital age requires a comprehensive strategy that includes fair trade policies, support for sustainable development in emerging economies, and measures to combat tax evasion and illicit financial flows. It also demands investment in education and training systems that prepare workers for the jobs of the future, while ensuring that the benefits

of technological progress are equitably distributed. This paper explores these approaches in depth, examining both the opportunities and challenges they present for creating a more inclusive economy in the digital era. By understanding the complex interplay between technology, globalization, and inequality, we can develop effective strategies for building a more just and prosperous society for all.

The evolution of income inequality in recent decades provides important context for understanding current challenges. Since the 1980s, many developed economies have witnessed a sharp increase in income disparities, reversing earlier trends toward greater equality in the post-World War II era. This shift has coincided with policy changes that favored market deregulation, reduced tax progressivity, and weakened labor protections. The digital revolution has amplified these trends by creating winner-take-all dynamics in many sectors, where top performers or dominant platforms capture a disproportionate share of the value. Meanwhile, the bargaining power of workers has eroded due to factors including declining union membership, the rise of contingent work arrangements, and increased global competition for labor. Understanding these historical trends is essential for developing effective responses to contemporary inequality challenges.

Ensuring fair trade practices represents a crucial element in combating global income inequality. Traditional trade agreements have often prioritized corporate interests over labor rights and environmental protections, sometimes exacerbating inequality both within and between nations. A more equitable approach to trade policy would incorporate strong labor and environmental standards, protect intellectual property rights while ensuring access to essential goods like medicines, and provide adjustment assistance for workers and communities negatively impacted by trade shifts. Fair trade policies should aim to create a level playing field that allows developing countries to build competitive industries while protecting the rights and welfare of workers across global supply chains. This requires moving beyond narrow economic metrics to consider the broader social and environmental impacts of trade relationships.

Current trade frameworks often perpetuate power imbalances between developed and developing nations. Wealthy countries frequently maintain protectionist measures in sectors where developing countries have comparative advantages, such as agriculture and textiles, while pushing for rapid liberalization in areas beneficial to their own corporations. A fairer approach would address these asymmetries by providing developing countries with the policy space to nurture domestic industries, protect vulnerable sectors, and pursue development strategies tailored to their specific circumstances. It would also ensure that trade rules do not unduly constrain governments' ability to regulate in the public interest, whether for public health, environmental protection, or financial stability. By rebalancing trade relationships to better serve the needs of all participants, we can harness global commerce as a force for reducing rather than increasing inequality.

The digital economy has introduced new challenges for trade governance that must be addressed to ensure equitable outcomes. E-commerce and digital services now constitute a growing share of global trade, yet the rules governing these activities remain underdeveloped. Issues such as data localization, cross-border data flows, digital taxation, and platform competition have significant implications for how the benefits of digital trade are distributed. Developing countries often find themselves at a disadvantage in setting these rules, as they may lack both the technical expertise to participate effectively in negotiations and the digital infrastructure to compete in global markets. Fair trade policies for the digital age must ensure that all countries have a voice in shaping the governance of digital trade and that the resulting frameworks promote inclusive development rather than merely entrenching the dominance of existing tech giants.

Beyond reforming trade rules, combating inequality requires supporting developing countries in building sustainable, inclusive economies. Many developing nations face significant challenges in integrating into the global economy on favorable terms, including limited infrastructure, weak institutions, and constrained fiscal resources. Comprehensive development assistance should focus on building productive capacity, strengthening human

capital, and fostering innovation ecosystems that can generate quality employment opportunities. This includes investing in both physical infrastructure like transportation networks and energy systems and digital infrastructure such as broadband connectivity and data centers. By helping developing countries establish the foundations for inclusive growth, we can create pathways for reducing global inequality while expanding markets for goods and services.

Capacity building represents a critical aspect of development assistance, particularly in the context of rapid technological change. Many developing countries struggle to develop the technical and institutional capabilities needed to effectively regulate complex areas such as digital commerce, intellectual property, and financial services. Technical assistance programs can help bridge these gaps by sharing expertise, providing training, and supporting the development of appropriate regulatory frameworks. Similarly, technology transfer initiatives can help developing countries access and adapt advanced technologies for local needs, accelerating their technological development without requiring them to replicate each stage of innovation from scratch. These efforts should prioritize technologies with the greatest potential for addressing development challenges and creating inclusive growth opportunities, such as renewable energy, digital education platforms, and agricultural innovations.

Sustainable financing represents another crucial element for supporting developing economies. Many countries face persistent challenges in mobilizing sufficient resources for development investment, due to factors including limited domestic revenue bases, high debt burdens, and volatile capital flows. Innovative financing mechanisms can help address these constraints, including blended finance approaches that use public resources to catalyze private investment, impact investing focused on social and environmental outcomes, and sovereign wealth funds that convert natural resource revenues into sustainable development assets. International financial institutions also have an important role to play in providing both concessional financing and technical support for development projects. By expanding

access to sustainable financing, we can enable developing countries to make the investments needed for inclusive growth while avoiding unsustainable debt accumulation.

The extractive industries, including mining, oil, and gas, present particular challenges for sustainable and inclusive development. In many resource-rich countries, these sectors have failed to generate broad-based prosperity, instead creating enclaves of wealth amid widespread poverty—a phenomenon known as the "resource curse." Breaking this pattern requires transparent governance frameworks that ensure resource revenues benefit the broader population, including through sovereign wealth funds, targeted social programs, and investments in economic diversification. It also demands strong environmental and social safeguards to prevent the externalization of extraction costs onto local communities and ecosystems. By transforming how natural resources are managed, developing countries can convert their resource endowments from potential sources of conflict and inequality into platforms for sustainable development.

Digital technologies themselves offer powerful tools for promoting inclusive development when deployed thoughtfully. Mobile banking and fintech innovations have dramatically expanded financial inclusion in many developing countries, enabling previously unbanked populations to access savings, credit, and payment services. Digital platforms can connect small producers directly to global markets, reducing their dependence on intermediaries and increasing their share of value. E-government services can improve public service delivery while reducing opportunities for corruption. Meanwhile, digital education and telemedicine can extend critical services to remote and underserved areas. Harnessing these digital dividends requires not just deploying the technologies themselves but also developing appropriate regulatory frameworks, digital literacy programs, and infrastructure to ensure these benefits reach all segments of society rather than merely the already privileged.

Tackling tax evasion and illicit financial flows represents another crucial front in the battle against inequality. Each year, developing countries lose billions



of dollars in potential revenue due to tax avoidance by multinational corporations, tax evasion by wealthy individuals, and other illicit financial flows. These lost resources could otherwise fund essential public services and infrastructure investments needed for inclusive growth. Addressing these challenges requires strengthening international tax cooperation, including through minimum corporate tax rates, automatic exchange of tax information between jurisdictions, and measures to combat profit shifting to low-tax jurisdictions. It also demands greater transparency in corporate ownership and financial transactions to detect and deter illicit activities. By ensuring that economic actors pay their fair share of taxes wherever they operate, we can expand the fiscal resources available for addressing inequality while building more sustainable public finance systems.

The offshore financial system has enabled wealthy individuals and corporations to shield their assets and income from taxation, contributing significantly to inequality. Complex networks of shell companies, trusts, and other legal structures create opacity that facilitates tax avoidance and evasion, money laundering, and corruption. Combating these practices requires multilateral cooperation to implement beneficial ownership registries that identify the true owners of companies and assets, country-by-country reporting standards that reveal where multinational corporations earn their profits and pay their taxes, and enhanced due diligence requirements for financial institutions. While progress has been made in recent years through initiatives like the OECD's Base Erosion and Profit Shifting (BEPS) project, significant gaps remain in the international architecture for tax transparency and cooperation. Closing these gaps is essential for building fairer tax systems that can help finance inclusive development.

Beyond international tax reform, developing countries need support in strengthening their domestic revenue mobilization capabilities. Many low-income countries collect tax revenues equivalent to only 10-15% of GDP, far below the levels needed to finance adequate public services and infrastructure. Enhancing tax administration through improved systems, trained personnel, and effective enforcement can significantly expand the resources available for

development. This includes both collecting taxes more efficiently from existing sources and broadening the tax base to include sectors that may currently escape taxation, such as informal businesses, digital services, and property. Progressive tax structures that place a proportionally higher burden on those with greater ability to pay can further enhance both revenue generation and distributional outcomes. By building robust domestic revenue systems, developing countries can reduce their dependence on foreign aid and debt while expanding their capacity to invest in human development and economic infrastructure.

Addressing corruption represents another important dimension of combating illicit financial flows and promoting inclusive development. Corruption diverts public resources away from productive uses, distorts economic incentives, and undermines trust in institutions. It also creates channels for illicit wealth to flow out of developing countries, further depleting their resources. Anti-corruption efforts should include strengthening oversight institutions like audit offices and anti-corruption agencies, implementing transparent public procurement processes, protecting whistleblowers, and ensuring appropriate sanctions for corrupt practices. Digital technologies can support these efforts by increasing transparency in government operations, automating processes to reduce discretion, and facilitating citizen monitoring of public services. By reducing corruption, countries can ensure that a larger share of public and private resources contributes to inclusive development rather than enriching corrupt officials and their associates.

While addressing international issues like trade policy and illicit financial flows, countries must also confront the domestic challenges posed by automation and artificial intelligence. These technologies are transforming labor markets at an accelerating pace, automating routine tasks across blue-collar and white-collar occupations alike. While this creates productivity gains that could theoretically benefit everyone, in practice the advantages have largely accrued to capital owners and highly skilled workers, while those with mid-level skills face displacement and wage stagnation. Responding effectively to these technological disruptions requires rethinking education



and training systems, labor market policies, and social protection mechanisms to ensure that the benefits of technological progress are widely shared rather than concentrated among a privileged few. Without such interventions, technological change risks further polarizing labor markets and exacerbating income inequality.

Education and training systems must evolve to prepare workers for success in a rapidly changing economy. Traditional educational models that focus primarily on transmitting established knowledge and skills are increasingly insufficient in an era of continuous technological change. Instead, education systems should emphasize adaptability, critical thinking, creativity, and social-emotional skills that complement rather than compete with automated systems. They should also provide opportunities for lifelong learning, enabling workers to update their skills and knowledge throughout their careers as technologies and industries evolve. This requires both reforming formal education institutions and developing alternative credentialing systems that recognize skills acquired through diverse pathways, including on-the-job training, online courses, and peer learning communities. By building human capital that aligns with the changing demands of the labor market, we can help workers navigate technological transitions while increasing productivity and innovation.

Access to quality education and training opportunities remains highly unequal within and between countries, limiting social mobility and reinforcing existing disparities. Disadvantaged students often attend underresourced schools, face discrimination, and lack access to enrichment activities and technological tools that would prepare them for success in the digital economy. These educational inequalities are then perpetuated and amplified in labor markets, as those with less education and fewer skills face more limited job opportunities and lower wages. Addressing these disparities requires targeted investments in educational quality and access, particularly for marginalized communities. This includes expanding early childhood education, strengthening primary and secondary schools in disadvantaged areas, making higher education and vocational training more affordable and inclusive, and

ensuring universal access to digital learning tools and connectivity. By breaking the intergenerational transmission of educational disadvantage, we can create more equitable pathways to economic opportunity.

The changing nature of work in the digital age also demands new approaches to worker support and protection. Traditional employment relationships are giving way to more diverse work arrangements, including gig work, freelancing, and other forms of contingent employment. While these flexible arrangements offer autonomy and supplemental income for some, they often lack the security, benefits, and advancement opportunities associated with traditional jobs. Policy responses should include modernizing labor regulations to ensure basic protections for all workers regardless of classification, developing portable benefit systems that move with workers across jobs and employment types, and strengthening collective bargaining frameworks to give workers voice in shaping the terms of their employment. Active labor market policies can also help displaced workers transition to new roles, including through job search assistance, retraining programs, and relocation support. By adapting worker protections for the digital age, we can promote both economic flexibility and security.

Social protection systems provide another crucial mechanism for addressing income inequality in the face of technological disruption. As labor markets become more volatile and traditional career paths less reliable, robust social safety nets become increasingly important for preventing poverty and ensuring economic security. Modern social protection frameworks should offer comprehensive coverage across different life stages and circumstances, including childhood, unemployment, illness, disability, and old age. They should also be designed for portability and flexibility, accommodating diverse work patterns and life trajectories rather than assuming stable, linear careers. Innovative approaches like universal basic income, negative income tax, or targeted cash transfers can complement traditional social insurance programs in ensuring that all individuals have access to basic resources regardless of their labor market status. By strengthening social protection, we can mitigate



the negative impacts of economic disruption while supporting individual autonomy and risk-taking.

The digital divide remains a significant barrier to equitable participation in the digital economy. Despite expanded connectivity worldwide, substantial gaps persist in access to digital infrastructure, devices, and skills, both within and between countries. These disparities limit opportunities for education, employment, entrepreneurship, and civic participation in an increasingly digital world. Closing the digital divide requires investments in broadband infrastructure, particularly in rural and low-income areas; initiatives to make devices and connectivity affordable for all households; and comprehensive digital literacy programs that build both basic and advanced technology skills. It also demands content and applications designed to meet the needs of diverse users, including those with disabilities, limited literacy, or non-dominant language backgrounds. By ensuring universal and meaningful access to digital technologies, we can prevent technological advancement from becoming a new axis of inequality.

Ensuring equitable access to the benefits of artificial intelligence and other advanced technologies presents particular challenges. These technologies have the potential to transform healthcare, education, environmental management, and many other domains in ways that could dramatically improve human wellbeing. However, without deliberate efforts to promote equity, these benefits may flow primarily to advantaged groups and regions, while risks and costs fall disproportionately on the vulnerable. Approaches for promoting AI equity include involving diverse stakeholders in technology development and governance, creating open-source tools and datasets that allow broader participation in AI innovation, directing research toward applications with high social value, and developing robust frameworks for assessing algorithmic bias and discrimination. By embedding equity considerations from the earliest stages of technology development, we can harness AI and other advanced technologies as forces for reducing rather than reinforcing inequality.

The platform economy presents both opportunities and challenges for addressing income inequality. Digital platforms have created new

entrepreneurship and income-generation opportunities, allowing small businesses to access global markets and individuals to monetize their skills, time, and assets. However, they have also contributed to market concentration, with a few dominant platforms capturing an outsized share of the value created in their ecosystems. Effective policy responses include competition frameworks that prevent abuses of market power, data portability and interoperability requirements that reduce lock-in effects, and measures to ensure platform workers receive fair compensation and basic protections. Cooperative and public interest platforms offer alternative models that distribute benefits more equitably among participants. By shaping how digital platforms operate and distribute value, we can harness their efficiency advantages while preventing them from becoming new sources of economic concentration and inequality.

Beyond specific policy domains, tackling income inequality requires broader social and political transformations. Economic inequality is deeply intertwined with other forms of social stratification, including those based on gender, race, ethnicity, disability, and geographic location. Effective responses must address these intersecting inequalities through comprehensive anti-discrimination frameworks, targeted interventions to close specific gaps, and measures to amplify the voices of marginalized communities in economic and political decision-making. This includes not only formal legal protections but also efforts to transform social norms, institutional practices, and power structures that perpetuate disadvantage. By recognizing the multidimensional nature of inequality, we can develop more holistic approaches that address its root causes rather than merely its symptoms.

Democratic participation and civic engagement represent important mechanisms for advancing more equitable economic outcomes. Highly unequal societies often feature political systems where wealthy individuals and corporations exercise disproportionate influence, creating policies that further entrench their advantages. Breaking this cycle requires strengthening democratic institutions through campaign finance reform, transparency requirements, and protections against corruption. It also demands expanding



opportunities for meaningful civic participation, particularly for marginalized groups whose perspectives are often excluded from policy discussions. Digital technologies offer new avenues for civic engagement, including participatory budgeting platforms, online consultation processes, and civic tech applications that increase government transparency and accountability. By strengthening democracy and civic participation, we can build more responsive political systems that reflect the needs and aspirations of all citizens rather than just elites.

The financial system plays a crucial role in either reproducing or reducing inequality. Traditional financial institutions have often underserved low-income communities and small businesses, limiting their access to the capital and financial services needed for economic advancement. Financial inclusion initiatives aim to address these gaps through microfinance programs, community development financial institutions, and digital financial services that reach previously excluded populations. Beyond expanding access, we also need financial regulation that prevents predatory practices, excessive risk-taking, and the socialization of losses after financial crises. Public banks and development finance institutions can complement private finance by directing capital toward underserved markets and priority sectors for inclusive development. By democratizing finance and aligning financial systems with social goals, we can transform them from engines of inequality into tools for building shared prosperity.

Climate change and environmental degradation intersect with economic inequality in complex ways that demand integrated responses. Environmental harms like pollution and resource depletion often disproportionately affect disadvantaged communities while providing few of the benefits of economic activities that cause these harms. Meanwhile, climate change threatens to deepen inequality both within and between countries as its impacts fall heaviest on those with the fewest resources to adapt. Just transition frameworks aim to address these challenges by ensuring that the shift to a more sustainable economy creates new opportunities for affected workers and communities rather than leaving them behind. This includes investments in

green jobs and industries, support for displaced fossil fuel workers, and community ownership models for renewable energy. By linking environmental and economic justice, we can build a future that is both sustainable and equitable.

The care economy represents another crucial domain for addressing inequality in the digital age. Care work—including childcare, elder care, healthcare, and education—is essential for human wellbeing and economic productivity yet often undervalued and poorly compensated. As populations age in many countries and women increasingly participate in the formal labor market, the demand for care services continues to grow. Strengthening the care economy involves both improving conditions for care workers through higher wages, better benefits, and professionalization pathways and expanding access to quality care services for all who need them through public provision, subsidies, and regulatory frameworks. While digital technologies can enhance care delivery in some contexts, the fundamentally relational nature of care work makes it less susceptible to automation than many other sectors, potentially making it an important source of quality jobs in the future. By investing in the care economy, we can simultaneously address inequality, enhance human capabilities, and create sustainable employment opportunities.

Housing affordability represents yet another critical dimension of economic inequality that demands policy attention. In many urban areas worldwide, housing costs have risen dramatically relative to incomes, forcing low and middle-income households to spend unsustainable portions of their budgets on housing or relocate to areas with fewer economic opportunities and amenities. This contributes to economic segregation, limits social mobility, and exacerbates wealth inequality as homeowners benefit from price appreciation while renters face rising costs. Addressing housing affordability requires comprehensive approaches including increased housing supply through zoning reforms and construction incentives, expanded affordable housing programs targeting different income levels, tenant protections against displacement and exploitation, and measures to curb speculative investment in



housing markets. By ensuring access to safe, stable, and affordable housing, we can provide an essential foundation for economic security and opportunity.

Transportation equity similarly impacts economic inclusion by shaping access to jobs, education, healthcare, and other essential services. In many regions, transportation systems prioritize private vehicle ownership, disadvantaging those who cannot afford cars or are unable to drive. Public transportation networks often provide inadequate service to low-income neighborhoods and rural areas, limiting economic opportunities for residents. Addressing these disparities requires investing in comprehensive, affordable, and accessible public transportation systems; incorporating equity considerations into transportation planning and funding decisions; and leveraging new mobility technologies and services to complement traditional transit rather than undermine it. As transportation systems evolve with technologies like electric vehicles, autonomous driving, and mobility-as-a-service platforms, ensuring equitable access to their benefits becomes increasingly important for preventing new forms of mobility-related exclusion.

Global collaboration represents an essential element in effectively addressing income inequality in our interconnected world. Many of the drivers of inequality—from digital platform dominance to tax avoidance to climate change—transcend national borders and require coordinated international responses. Strengthening global governance frameworks for issues like taxation, labor standards, data flows, and environmental protection can help prevent regulatory arbitrage and establish minimum standards that protect human dignity and wellbeing. International organizations, civil society networks, and multi-stakeholder initiatives all have important roles to play in developing and implementing these frameworks. At the same time, global collaboration must respect policy space for national and local governments to pursue context-appropriate approaches to inclusive development. By balancing global coordination with local autonomy, we can address the transnational dimensions of inequality while allowing for diverse pathways to more equitable societies.

Private sector leadership complements public policy in advancing more equitable economic outcomes. Forward-thinking businesses are adopting practices that promote shared prosperity, including paying living wages, providing quality benefits, investing in worker training and advancement, engaging in responsible supply chain management, and considering environmental and social impacts alongside financial returns. Impact investing and environmental, social, and governance (ESG) frameworks are creating new mechanisms for aligning capital with social goals, though their effectiveness depends on robust standards and meaningful accountability. Business model innovations like cooperatives, social enterprises, and benefit corporations offer alternatives to shareholder primacy by embedding broader stakeholder interests into organizational governance and decision-making. By expanding these approaches and making them mainstream rather than exceptional, we can harness market forces for equity and inclusion rather than allowing them to exacerbate inequality.

Technological governance frameworks will play an increasingly important role in determining how digital innovation affects inequality. As technologies like artificial intelligence, biotechnology, and the Internet of Things transform more aspects of economic and social life, we need robust mechanisms for ensuring they serve human flourishing and justice rather than merely commercial interests or efficiency metrics. This includes developing ethical standards and regulatory frameworks that promote transparency, accountability, and inclusive innovation; involving diverse stakeholders in technology assessment and governance; and directing research and development investments toward technologies with high social value. It also requires building the capacity of public institutions to understand and effectively govern complex technologies, rather than ceding this role entirely to corporate actors. By democratizing technological governance, we can ensure that technological progress advances rather than undermines our aspirations for a more equitable society.

Measuring progress toward greater equality requires moving beyond traditional economic metrics like GDP growth to more comprehensive



indicators that capture wellbeing, sustainability, and distribution. Alternative frameworks like the Human Development Index, Genuine Progress Indicator, and various national happiness and wellbeing metrics offer more holistic approaches to assessing economic and social progress. Integrating distributional analyses into mainstream economic reporting and policy evaluation can help foreground equity considerations in decision-making. Participatory approaches to defining and measuring progress can ensure that metrics reflect diverse values and perspectives rather than imposing narrow conceptions of development. By expanding how we measure economic success, we can create better feedback mechanisms for policies aimed at reducing inequality and promoting inclusive prosperity.

18.4 Let Us Sum Up

Income inequality reflects disparities in wealth distribution across a population. It affects social mobility, economic growth, and quality of life. Measuring inequality through metrics like the Gini coefficient allows policymakers to assess disparity levels and implement strategies to promote equitable economic development and social justice.

18.5 Unit End Exercises

1. Define income inequality and explain its economic significance.
2. Discuss factors contributing to unequal income distribution.
3. Explain how the Gini coefficient measures inequality.

18.6 References and Suggested Readings

1. Atkinson, A.B. (2015). *Inequality: What Can Be Done?* Harvard University Press.
2. Mankiw, N.G. (2020). *Principles of Economics*. Cengage Learning.
3. Samuelson, P.A., & Nordhaus, W.D. (2021). *Economics*. McGraw-Hill Education.

Check Your Progress

Q.1 What is anatomy of disparity.

Q.2 Explain income inequality factors.

SELF-ASSESSMENT QUESTIONS

National Income,
Inflation,
Business Cycles,
and Employment

MCQ with Answers

1. National income can be best defined as which of the following?

- a) Total income earned by country's government
- b) The aggregate value of goods and services produced in a country over a specified period
- c) The money which the central bank gives out
- d) Total wages paid to labor

Ans:B

2. What does GDP stand for?

- a) Gross Domestic Price
- b) General Development of the product
- c) Gross Domestic Product
- d) Global Demand Projection

Ans:C

3. Which of the following is NOT a measure of national income?

- a) Production method
- b) Expenditure method
- c) Income method
- d) Population method

Ans:D

4. Identify a key driver of inflation:

- a) Decrease in money supply
- b) Rise in aggregate demand
- c) High unemployment rates
- d) Lower production costs

Ans:B

5. Which stage of the business cycle is marked by a decrease in economic activity?

- a) Expansion
- b) Peak
- c) Recession
- d) Recovery

Ans:C



6. Which type of unemployment is associated with advancements in technology?

- a) Frictional unemployment
- b) Structural unemployment
- c) Cyclical unemployment
- d) Seasonal unemployment

Ans:B

7. How Inflation Can Hurt Economic Growth Inflation can have an adverse impact on economic growth through the following:

- a) Promote long-term investments
- b) Reducing purchasing power
- c) Increasing income equality
- d) Strengthening the value of currency

Ans:B

8. Poverty and income inequality because of:

- a) Higher income inequality leads to high poverty
- b) Inequality at lower incomes causes poverty
- c) Poverty is expounded by governments to reduce inequality
- d) Poverty levels are unaffected by income inequality

Ans:A

9. When is national income equilibrium reached?

- a) Investment > savings
- b) Aggregate demand is equal to aggregate supply
- c) Inflation is at its peak
- d) Government spending equals zero

Ans:B

10. High levels of unemployment generally mean:

- a) Higher economic security
- b) Decrease in public spending
- c) Lower aggregate demand
- d) Higher consumer spending

Ans:C

Short Questions:

National Income,
Inflation,
Business Cycles,
and Employment

1. What is national income?
2. Define GDP and GNP.
3. Explain methods of measuring national income.
4. What are the primary drivers of inflation?
5. Explain the four phases of the business cycle.
6. Types of Unemployment What are types of unemployment?
7. What is the impact of inflation on economic growth?
8. How does income inequality relate to poverty?
9. Describe the concept of national income equilibrium.
10. Does unemployment affect the stability of the economy?

Long Questions:

1. Methods of National Income Measurement Explain
2. Explain the factors contributing to inflation in an economy.
3. What is the impact of the business cycle on economic development?
4. Identify the main employment issues in developing countries.
5. Inflation and Employment: The Philipps Curve.
6. What are the top reasons for income inequality?
7. Describe how the government reduces unemployment.
8. Explain national income accounting.
9. What is the impact of inflation on interest rates?
10. What can governments do to rein in inflation?

BLOCK 5

ROLE OF GOVERNMENT IN ECONOMIC POLICY

UNIT 19 ECONOMIC FUNCTIONS OF GOVERNMENT

Structure

- 19.1 Introduction
- 19.2 Objectives
- 19.3 The Role of Government in the Modern Economy: Challenges and Economic Functions
- 19.4 Let us sum up
- 19.5 Unit End Exercises
- 19.6 References and suggested readings

19.1 Introduction

Governments intervene in markets to correct failures, ensure stability, promote equity, provide public goods, and regulate economic activity, balancing free-market efficiency with societal welfare objectives.

19.2 Objectives

1. Understand the economic roles and responsibilities of government in modern economies.
2. Analyze government interventions to correct market failures and inefficiencies.
3. Explore the provision of public goods, regulation, and redistribution policies.

By creating legal frameworks, defending property rights, and upholding contracts, the state maintains economic stability and corrects market imperfections to encourage safe transactions, investment, innovation, and general societal prosperity. Governments also support healthy competition through antitrust laws (to prevent monopolies) and regulate natural monopolies. This advances efficiency, innovation and consumer welfare.”



They are also responsible for providing public goods and services like national defense, infrastructure (roads, bridges), and basic education. These would be goods that (a) people could freely consume, and (b) people could undoubtedly consume without taking away from others — such that the private sector would insufficiently supply, or not supply at all, because of what we might call the free-rider problem with those goods. Moreover, governments are also tasked with relieving you of your cash, which they do with progressive taxation and social safety nets. This helps close the wealth gap and ensures that the most disadvantage individuals within society exist at a minimum standard of survival. The regulation of externalities, both positive and negative, remains a central preoccupation in modern economies. Negative externalities, such as pollution, impose costs on third parties not accounted for in market prices; this niche for government intervention through regulation or taxes. Positive externalities (such as vaccinations, which both protect the individual and help keep her neighbors healthy) create benefits that go beyond the individual consumer, and so warrant subsidization by government. Ultimately, governments must implement fiscal and monetary policies with the goal of stabilizing the economy — by managing inflation, controlling unemployment, and encouraging long-term growth. In this light, it is necessary for a government to perform its economic activities in a technical and sophisticated manner in line with the complex structure of today's economy.

19.3 The Role of Government in the Modern Economy: Challenges and Economic Functions

A primary obstacle is making sure that government work is efficient and effective, maximizing its value and minimizing the red tape and unintended outcomes. It does require analysis, evidence based policy making and ongoing evaluation of government programs. Governments in the 21st century are also faced with new economic challenges to manage, including climate change, technological disruption, and worldwide economic integration. Tackling climate change, for instance, requires the development of government policies that create economic incentives for sustainable practices,

the transition to renewable energy, and the mitigation of environmental degradation. Technological changes, including advancements in artificial intelligence and automation, challenge governments to re-evaluate labor market policies, invest in education and skill-training programs, and consider the ethical ramifications of these technologies. At the same time, economies being increasingly integrated adds complexity and nuance to the challenge of government—governments must maneuver through the thickets of international trade agreements, manage capital flows to and from their countries, and contend with the effects of globalization on domestic industries and labor.

19.4 Let Us Sum Up

Government functions in economics address market failures, provide public goods, stabilize the economy, and redistribute resources. By regulating markets and supporting economic growth, governments maintain social welfare, equity, and overall economic stability, ensuring that free-market mechanisms function efficiently within societal goals.

19.5 Unit End Exercises

1. Explain the main economic functions of government.
2. Discuss examples of market failures requiring government intervention.
3. Analyze the role of government in promoting equity and stability.

19.6 References and Suggested Readings

1. Musgrave, R.A., & Musgrave, P.B. (2018). *Public Finance in Theory and Practice*. McGraw-Hill.
2. Mankiw, N.G. (2020). *Principles of Economics*. Cengage Learning.
3. Samuelson, P.A., & Nordhaus, W.D. (2021). *Economics*. McGraw-Hill Education.

Check Your Progress

Q.1 Write Economic function of Government.

Q.2 Write challenges faced by Government in delivering Economic functions.



UNIT 20 TYPES OF BUDGETS

Structure

- 20.1 Introduction
- 20.2 Objectives
- 20.3 Budgeting in Practice: Types, Methods, and Strategic Importance
- 20.4 Let us sum up
- 20.5 Unit End Exercises
- 20.6 References and suggested readings

20.1 Introduction

Budgets are financial plans outlining income, expenditure, and resource allocation, categorized as operating or financial budgets, guiding organizations in managing resources efficiently and achieving strategic goals.

20.2 Objectives

1. Understand the concept and importance of budgeting in organizations.
2. Differentiate between operating and financial budgets and their purposes.
3. Analyze how budgets guide resource allocation and organizational planning.

20.3 Budgeting in Practice: Types, Methods, and Strategic Importance

The variety in budgeting is vast, and it is important for any organization, whether a small micro-economy run from a few rooms or a multinational corporation, to understand the basics of budgeting. Budgets are financial plans that map out future income and expenses, guiding how resources will be allocated. But that simple definition is expressed in a variety of ways to accommodate different needs and goals. One of the most important classifications is that of operating vs. financial budgets. Operating budgets cover the activities of revenue and expenditures such as those related to sales, production and administrative functions. These budgets work as the lifeblood of an organization determining the flow of resources needed to keep things running smoothly. Diving deeper into the operating budget, we have subcategories like the sales budget, which estimates revenue, and the

production budget, which matches your manufacturing activity to projected demand. Thus, the sub categories include labor budget, and material budget, etc., which together come under the umbrella of operating budget. Then we get into Financial Budgets, which change the dynamics, turning the focus to the overall financial state of the business or non-profit. These budgets are for capital expenditures, cash flow, and balance sheet projections. One example is the cash budget, which is a crucial instrument for liquidity management, forecasting cash inflows and outflows to guarantee the organization can fulfill its financial commitments. Capital expenditure budgets, in contrast, are for long-term investments in assets such as property, plant, and equipment.

Apart from these broad categories, budgeting practices also differ in the methods employed. Although you learn about static budgets that remain constant no matter what level of activity occurs or flexible budgets, which are designed so that if the quantity of output or sales levels change, an adjusted budget can be prepared. Zero-based budgeting (ZBB) is a more radical approach, calling for each expense to be justified anew — as opposed to being based off previous budgets. This approach fosters efficiency and helps to cut out wasteful spending. Conversely, incremental budgeting starts with an existing budget and adds to it, factoring in expected changes. Use an activity-based budgeting (ABB) approach, which is oriented around the costs of specific activities, rather than laying out a high-level overview of resource consumption. In addition, budgets also can be divided based on their time horizon: i.e., short-term budgets usually a year, and long-term budgets over the course of several years. While Rolling budgets — or continuous budgets — are adjusted/recreated periodically by adding new periods and deleting older periods, they are inherently forward-looking. Program budgets are project- or initiative-specific budgets that allocate funds to achieve specific outcomes. It is vital to comprehend this range of types of budgets and how they are used; this ultimately informs sound financial management enabling both organizations and individuals to make educated decisions and realize their financial goals. Each type of budget has its pros and cons, and the best

20.4 Let Us Sum Up

Budgets are essential tools for planning and controlling organizational finances. Operating budgets manage revenue and expenses, while financial budgets focus on capital allocation and investments. Effective budgeting ensures smooth operations, resource optimization, and informed decision-making, supporting organizational efficiency, stability, and goal achievement.

20.5 Unit End Exercises

1. Define budgets and explain their role in financial planning.
2. Differentiate operating budgets from financial budgets.
3. Illustrate how budgets help allocate resources efficiently.

20.6 References and Suggested Readings

1. Horngren, C.T., Sundem, G.L., & Stratton, W.O. (2018). *Introduction to Management Accounting*. Pearson.
2. Mankiw, N.G. (2020). *Principles of Economics*. Cengage Learning.
3. Samuelson, P.A., & Nordhaus, W.D. (2021). *Economics*. McGraw-Hill Education.

Check Your Progress

Q.1 Explain budget.



Q.2 Define Budget components.

[illegible]

UNIT 21 GOVERNMENT REVENUE AND EXPENDITURE

Structure

- 21.1 Introduction
- 21.2 Objectives
- 21.3 Government Revenue and Expenditure: Foundations of Fiscal Policy and Economic Stability
- 21.4 Let us sum up
- 21.5 Unit End Exercises
- 21.6 References and suggested readings

21.1 Introduction

Government revenue and expenditure define fiscal capacity, funding public services, taxation, and social programs, shaping economic policy, redistribution, and the overall stability of a nation's economy.

21.2 Objectives

1. Understand the sources and types of government revenue, including taxes and non-tax income.
2. Analyze government expenditure patterns and their role in public service delivery.
3. Evaluate fiscal policy's impact on economic stability and growth.

21.3 Government Revenue and Expenditure: Foundations of Fiscal Policy and Economic Stability

Taxes, fees, state businesses, and trade provide the majority of government revenue, which is used to finance public services, maintain fiscal stability, affect consumer behavior, and direct economic policy and investment choices. On the other side of this fiscal equation is government spending, the use of public dollars to address a wide range of societal needs. Categories of public spending include many government functions, from supporting essential social services to facilitating economic development. These areas include social security and welfare programs to support vulnerable populations,



healthcare to guarantee access to medical services, education to develop your human capital, infrastructure development to facilitate economic progress, and national defense to protect the country's security. How a government distributes its expenditure is a reflection of a policy priority and dedication to some social and economic challenge(s). A complex set of trade-offs is involved in budgetary decisions, as policymakers must balance competing demands for public funds while ensuring fiscal sustainability. Disbursement management must be planned well, evaluated stringently, and accounted for transparently. There is constant debate about the effectiveness of government spending leading to concerns about waste, corruption, and allocation of resources. Thus, the relationship between revenue and expenditure of the government is very basic to macroeconomic stability. A budget surplus is when revenue is higher than expenditure, enabling the government to pay down debt or spend on future projects. Alternatively, if spending exceeds income, a gap in the budget occurs, compelling the government to take out loans, which could result in rising national debt. The balancing of these fiscal equations is a core function of the government, and greatly influences economic growth, inflation and the welfare of citizens. And the manner in which the government allocates money can also have a massive impact on the private sector. Government contracts, for instance, can pump up particular sectors, and government support can shape market conduct. This must be taken into account by policy makers as the nation's economy will be affected both now and in the future by governmental spending.

21.4 Let Us Sum Up

Government revenue primarily arises from taxes and non-tax sources, enabling expenditure on public services and development. The composition of revenue and spending affects redistribution, economic stability, and growth. Effective fiscal management balances revenue collection with expenditure priorities, supporting national economic objectives and societal welfare.

21.5 Unit End Exercises

1. List and explain the main sources of government revenue.
2. Discuss the types and objectives of government expenditure.
3. Analyze the role of fiscal policy in economic stability.

20.6 References and Suggested Readings

1. Musgrave, R.A., & Musgrave, P.B. (2018). *Public Finance in Theory and Practice*. McGraw-Hill.
2. Mankiw, N.G. (2020). *Principles of Economics*. Cengage Learning.
3. Samuelson, P.A., & Nordhaus, W.D. (2021). *Economics*. McGraw-Hill Education.

Check Your Progress

Q.1 Write sources of Government Revenues.

Q.2 What are Government expenditures.



UNIT 22 PUBLIC DEBT AND THE IMPLICATIONS OF PUBLIC DEBT

Structure

- 22.2 Objectives
- 22.3 Public Debt, a double-edged sword (A set of policies to follow)
- 22.4 Let us sum up
- 22.5 Unit End Exercises
- 22.6 References and suggested readings

22.1 Introduction

Public debt is government borrowing to cover fiscal deficits, with economic and social implications, requiring careful management to balance growth, stability, and intergenerational equity.

22.2 Objectives

1. Understand the concept, types, and causes of public debt in modern economies.
2. Analyze the economic consequences of public borrowing on growth and stability.
3. Evaluate policies for managing and controlling public debt sustainably.

22.3 Public Debt, a double-edged sword (A set of policies to follow)

Public debt Negative Implications, the total amount a government has borrowed over the years, is a complex tool with deep ramifications for a country's economy and its social structure. It occurs when government spending outpaces revenues, forcing the sale of bonds and other securities to close the fiscal gap. Although public debt is often seen in a negative light, it can sometimes be a crucial mechanism for financing public goods, kick-starting the economy during recessions and enabling countries to respond to unexpected crises. Excessive accumulation of it apart from other negative

outcomes can become a violation of long-term prosperity. The effect of public debt depends largely on how it is used, how it is managed, and the broader economic climate in which it operates. Public debt, if harnessed well, can be deployed in a way that supports investments necessary to bolster a nation's productive potential. Borrowing allows governments to undertake infrastructure projects like roads, bridges, and energy grids that can create long-term economic value by enhancing connectivity, lowering transportation costs, and increasing productivity. Likewise, spending on education and health care, traditionally funded by public borrowing, can develop human resources, producing a more capable and healthier workers. Governments have also been known to use debt-financed stimulus packages during economic downturns to inject demand but prevent a deeper recession and the associated lost jobs. These countercyclical measures help stabilize aggregate demand while providing a lifeline for businesses experiencing reduced private spending. In addition, public debt can also be a tool for responding to unexpected emergencies like natural disasters or pandemics. Governments may need to borrow extensively to pay for emergency relief efforts, rebuilding infrastructure, and supporting affected populations. In these scenarios, the temporary ramp up in debt makes sense because the focus is on saving lives and livelihoods. But whether public debt is sustainable depends on whether the government can produce enough revenue available to pay its obligations.

Making prudent debt choices means weighing the cost and benefits of borrowing, using debt only for productive investments, and having a balanced budget in the long run. Sector credit risk can also trickle down into the economy and strain general consumption. This crowds out private investment, as a greater proportion of national savings is taken up by government borrowing, which raises interest rates and restricts access to credit for businesses. Furthermore, an excessive debt burden raises the likelihood of sovereign default which in turn can cause economic turmoil and jeopardizes investor confidence. In the worst scenarios, it leads to inflation as governments try to solve their debt problems by printing money. The composition of debt holders also changes the implications of public debt. When a large share of debt is held by foreign investors, a country is more



exposed to that country's economic shocks and currency market fluctuations. In addition, high public debt can limit government action in future economic shocks, as it reduces its fiscal space for more borrowing. Another important aspect is the intergenerational impact of public debt. The money we borrow today must be paid back by future generations, either through increased taxes or decreases in services. Thus, governments should carefully consider the costs and benefits of borrowing and only engage in borrowing if benefits exceed costs and the balance creates no burden for future generations. The degree of transparency and accountability in debt management is vital too. Governments have to give true information regarding their debt levels, borrowing plans and sustainability of debt. This enables public debate to be conducted on an informed basis, while ensuring that debt is used prudently.

Overall, public debt is a tale of two swords. When used wisely, it can be an important engine of economic growth and social good. But its uncontrolled buildup can result in a spectrum of harmful effects that ultimately threaten a country's long-term prosperity. To ensure that public debt serves as more than just a tool for borrowed future prosperity (where the benefits outweigh the costs) for both current and future generations, effective debt management necessitates a delicate balance between borrowing for productive investments and keeping fiscal sustainability in check. Governments should prioritize transparency, accountability and prudent fiscal policies to ensure that public debt serves its intended purpose of improving economic welfare

22.4 Let Us Sum Up

Public debt arises when government spending exceeds revenue, financed through borrowing. While it can support growth, excessive debt may burden the economy, increasing interest obligations and crowding out private investment. Effective debt management balances fiscal needs with long-term stability, maintaining economic confidence and social welfare.

22.5 Unit End Exercises

1. Define public debt and explain its types.
2. Discuss negative and positive implications of government borrowing.
3. Suggest measures to manage public debt effectively.

22.6 References and Suggested Readings

1. Musgrave, R.A., & Musgrave, P.B. (2018). *Public Finance in Theory and Practice*. McGraw-Hill.
2. Mankiw, N.G. (2020). *Principles of Economics*. Cengage Learning.
3. Samuelson, P.A., & Nordhaus, W.D. (2021). *Economics*. McGraw-Hill Education.

Check Your Progress

Q.1 Write about public debt .

Q.2 Write implication of public debt.



UNIT 23 GOVERNMENT POLICIES FOR ECONOMIC STABILITY

Structure

- 23.1 Introduction
- 23.2 Objectives
- 23.3 Navigating Government Policies for Economic Stability: A Fine Balance
- 23.4 Let us sum up
- 23.5 Unit End Exercises
- 23.6 References and suggested readings

23.1 Introduction

Government policies stabilize the economy by managing inflation, unemployment, and growth fluctuations, using fiscal, monetary, and structural tools to ensure sustainable development and social welfare.

23.2 Objectives

1. Understand the role of government policies in stabilizing economic fluctuations.
2. Analyze fiscal, monetary, and structural policy measures for stability and growth.
3. Evaluate policy effectiveness in managing inflation, unemployment, and market volatility.

23.3 Navigating Government Policies for Economic Stability: A Fine Balance

The foundation of economic stability, upon which societal well-being is built, does not arise organically. Such a cycle calls for intentional and often complex approaches from respective governments, largely through a portfolio of policies that cause to balance and promote, respectively, stability and a sustained increased pace of growth. These interventions are critical to managing the inherent instability of market economies, which are prone to

boom-bust cycles, inflation and unemployment. Central to government efforts is the attainment of a tenuous balance between conflicting goals — price stability, full employment, and healthy economic growth, among others. To that end, governments customarily possess two fundamental policy tools: fiscal policy and monetary policy. Fiscal policy, which is controlled by the government, deals with the methods by which public spending and taxation are adjusted. For example, during times of recession, governments might increase their spending on infrastructure or social projects, easing demand in the economy and stimulating the creation of jobs. They might, conversely, stop spending or increase taxes during times of quick economic growth and possible inflation to dampen the economy and avoid overheating. The role of taxation is also diverse, providing funds for the functioning of public services and trying to drive the will of consumer spending or investment towards progressive or regressive tax set up. In addition, you can use the fiscal policy to address structural imbalances in the economy, such as income inequality, through special tax credits or welfare programs. However, the effectiveness of fiscal policy is often subject to debate, as it can be subject to political delays and result in higher public debt if not managed carefully; So there you have it — a well-calibrated fiscal approach — supported by a good understanding of where the economy is now, good forecasting, and a long-term perspective. The key is to generate enough stimulus when the economy turns down, but also to maintain fiscal prudence when the economy is going well.



Figure 5.1: Government Policies and Economic Stability



Complementing fiscal policy is monetary policy, typically administered by a central bank, which focuses on managing the money supply and interest rates. Central banks, like the Federal Reserve in the United States or the European Central Bank in Europe, play a pivotal role in maintaining price stability by controlling inflation. They achieve this primarily through adjusting interest rates. Lowering interest rates encourages borrowing and spending, stimulating economic activity, while raising rates dampens demand and curbs inflationary pressures. The central bank also employs tools such as open market operations, where it buys or sells government bonds to influence the money supply, and reserve requirements, which dictate the amount of funds banks must hold in reserve. These tools allow for a more flexible and responsive approach to managing the economy compared to fiscal policy, which can be slower to implement. However, monetary policy operates with a lag, meaning its effects may not be immediately apparent, and its effectiveness can be limited during periods of deep recession or financial crisis. Moreover, the pursuit of price stability through monetary policy must be carefully balanced against the goal of full employment. Aggressive inflation targeting, for instance, could lead to excessively high interest rates, stifling economic growth and increasing unemployment. Therefore, central banks must navigate a complex landscape, carefully monitoring economic indicators and adjusting their policies accordingly. In addition to these core policies, governments also employ regulatory frameworks to ensure financial stability and prevent systemic risks. These regulations, often implemented after periods of financial turmoil, aim to strengthen the resilience of the banking sector and other financial institutions. They may include capital requirements, stress tests, and restrictions on risky financial practices. Effective regulation is crucial for preventing financial crises that can have devastating consequences for the broader economy. Furthermore, governments engage in international cooperation to address global economic challenges, such as trade imbalances, currency fluctuations, and cross-border financial flows. This cooperation can take the form of multilateral agreements, international financial institutions, and coordinated policy responses. The interconnectedness of modern economies means that no single country can achieve economic stability in isolation. Global cooperation is essential for managing systemic risks and

promoting sustainable and inclusive growth. Finally, the success of government policies for economic stability ultimately depends on their credibility and predictability. Clear communication of policy intentions and a consistent track record of effective implementation can build confidence among businesses and consumers, fostering a stable and predictable economic environment. Conversely, policy uncertainty and sudden shifts in direction can undermine confidence and create instability. Therefore, governments must strive for transparency and consistency in their policymaking, ensuring that their actions are well-understood and predictable. In conclusion, the pursuit of economic stability is a continuous and multifaceted endeavor that requires a combination of sound fiscal and monetary policies, effective regulation, international cooperation, and credible policymaking.

The Balancing Act of Economic Policy

Economic policy represents one of the most complex and consequential responsibilities of modern governance. It is indeed a delicate balancing act, requiring governments to navigate competing objectives and adapt to evolving economic conditions while striving to create an environment that fosters sustainable growth, price stability, and full employment. These policy decisions directly impact the well-being of citizens and determine the trajectory of national prosperity. The intricate interplay between fiscal and monetary policy tools, each with their own strengths and limitations, creates a multidimensional chess game for policymakers who must anticipate not only economic reactions but also political and social consequences of their choices.

The modern economic landscape presents unprecedented challenges, from the lingering effects of the global financial crisis to the economic disruptions of the COVID-19 pandemic, rising inequality, climate change concerns, and technological disruptions reshaping labor markets. Within this turbulent environment, policymakers must balance short-term stabilization needs with long-term growth objectives, while remaining responsive to changing circumstances and maintaining public confidence. The stakes could not be higher—successful economic management creates prosperity and stability,



while policy missteps can lead to recessions, financial crises, and social unrest.

This essay explores the complex balancing act of economic policy, examining the fundamental objectives, key tools, historical lessons, contemporary challenges, and future directions for policymakers. By understanding the nuanced tradeoffs and interconnections within economic policy frameworks, we can better appreciate the difficult choices facing governments and central banks as they work to secure economic wellbeing for their citizens.

Fundamental Objectives of Economic Policy

Economic policy is guided by several core objectives that often require delicate balancing. Sustainable economic growth represents the foundation of improving living standards over time. When economies grow steadily, they create more opportunities, generate higher incomes, and expand resources available for both private consumption and public services. However, the pursuit of growth must be tempered with consideration of its quality and sustainability. Growth achieved through excessive debt accumulation, environmental degradation, or increasing inequality may prove illusory in the long run, potentially undermining future prosperity. The challenge for policymakers lies in fostering growth patterns that maintain balanced and inclusive progress across economic cycles.

Price stability stands as another critical objective, with inflation management being a central concern for economic authorities. Moderate and predictable inflation facilitates economic planning, preserves purchasing power, and supports efficient resource allocation. Conversely, high inflation erodes real incomes, particularly harming those on fixed incomes, while creating uncertainty that discourages investment. Equally problematic, deflation can trap economies in cycles of falling prices, reduced spending, and economic contraction. The price stability mandate requires policymakers to pursue a narrow path—controlling inflation without squelching growth, often with imperfect information about the economy's true trajectory.

Full employment represents both an economic and social policy imperative. Beyond the obvious financial benefits to individuals, high employment rates strengthen government finances through increased tax revenues and reduced social support expenditures. Prolonged unemployment not only causes immediate hardship but can permanently damage workers' skills, confidence, and future earning potential. The challenge intensifies when structural economic changes—automation, globalization, or industrial evolution—eliminate certain jobs faster than new ones emerge. Policymakers must balance facilitating necessary economic transitions while preventing unacceptable levels of unemployment and social dislocation.

Financial stability emerged as a distinct policy priority following the 2008 global financial crisis, which demonstrated how financial system vulnerabilities can devastate broader economic health. Maintaining a resilient financial sector requires preventing excessive risk-taking while ensuring sufficient capital flows to productive enterprises. This delicate balance often involves macroprudential regulations that may constrain short-term growth but protect long-term stability. The challenge grows more complex as financial innovations continuously evolve, creating new channels for both productive investment and destabilizing speculation.

Equitable distribution of economic gains represents an increasingly prominent objective as income and wealth inequality have grown in many economies. Beyond concerns about social cohesion and fairness, excessive inequality can undermine economic performance by constraining aggregate demand, limiting social mobility, and creating inefficient economic distortions. However, addressing inequality through policy interventions requires nuanced approaches that preserve incentives for innovation, risk-taking, and productive investment. Finding this balance has become one of the most challenging aspects of contemporary economic policy.

External balance concerns a nation's economic relationships with the rest of the world, encompassing trade balances, capital flows, and exchange rate stability. Persistent trade imbalances can signal underlying economic distortions and create vulnerabilities to external shocks. Managing these



balances has grown increasingly complex in a globalized economy where capital flows rapidly across borders and production processes span multiple countries. Policymakers must navigate international economic interdependencies while maintaining domestic policy autonomy and protecting national economic interests.

These fundamental objectives frequently present policymakers with difficult tradeoffs. Efforts to accelerate growth might increase inflation pressures; tightening monetary policy to control inflation might temporarily increase unemployment; and addressing inequality through taxation might impact investment incentives. The art of economic policy lies in recognizing these interconnections and designing comprehensive approaches that advance multiple objectives simultaneously—or at least minimize the sacrifices among competing priorities.

The Policy Toolkit: Fiscal and Monetary Instruments

The primary instruments available to economic policymakers fall into two broad categories: fiscal policy and monetary policy. Each operates through different mechanisms and offers distinct advantages and limitations, requiring careful coordination to achieve optimal outcomes.

Fiscal policy encompasses government decisions regarding taxation and public expenditure. Taxation provides the revenue necessary for public services while simultaneously shaping economic behavior through incentives and disincentives. Tax policy influences everything from work decisions and investment patterns to consumption choices and regional development. The structure of taxation—which activities are taxed, at what rates, and with what exemptions—profoundly impacts economic equity and efficiency. Progressive taxation can reduce inequality but might affect work incentives; corporate taxation influences business investment decisions; and consumption taxes affect purchasing patterns. Finding the right tax balance requires weighing revenue needs against economic impacts and distributional concerns.

Government spending represents the other side of fiscal policy, encompassing everything from direct transfers to infrastructure investment to public service provision. Spending decisions shape both immediate economic activity and long-term productive capacity. During economic downturns, increased government expenditure can compensate for reduced private spending, helping to stabilize output and employment. In contrast, during economic expansions, fiscal restraint may be necessary to prevent overheating and inflation. Additionally, public investment in infrastructure, education, and research creates foundations for future growth by enhancing productivity and expanding economic possibilities. The composition of government spending—whether directed toward consumption or investment, universal programs or targeted assistance—significantly influences both immediate economic outcomes and long-term growth potential.

Budget deficits and public debt management constitute critical dimensions of fiscal policy. While deficits provide flexibility to respond to economic challenges, they must be sustainable over time to maintain investor confidence and intergenerational fairness. High debt levels can crowd out private investment and limit future policy flexibility, particularly if interest payments consume growing portions of government budgets. However, excessive focus on deficit reduction during economic weakness can prove counterproductive, potentially deepening and prolonging downturns. The appropriate fiscal stance depends on numerous factors including the economic cycle, interest rate environment, private sector financial position, and long-term growth prospects.

Monetary policy, typically implemented by independent central banks, involves managing money supply, interest rates, and credit conditions to influence economic activity. Interest rate adjustments represent the traditional monetary policy tool, with rate reductions stimulating borrowing and economic activity during downturns, while rate increases help restrain inflation during expansions. Through these adjustments, central banks influence everything from mortgage rates and business loans to currency values and asset prices. The effectiveness of interest rate policy depends on



numerous factors including financial system health, private sector indebtedness, and inflation expectations.

In recent decades, central banks have expanded their toolkit beyond conventional interest rate management to include quantitative easing, forward guidance, and other unconventional measures. These innovations proved critical during the global financial crisis and the COVID-19 pandemic when interest rates approached zero, limiting conventional policy space. Quantitative easing involves central bank purchases of government bonds and other securities to inject liquidity into financial markets and reduce long-term interest rates. Forward guidance uses communication about future policy intentions to influence current market expectations and economic decisions. While these tools provided essential support during crises, their long-term implications for financial stability, wealth inequality, and central bank independence remain debated.

Exchange rate policy represents another dimension of monetary management with significant economic consequences. Currency values influence international competitiveness, inflation dynamics, and financial stability. Countries must choose among various exchange rate regimes—from freely floating rates determined by market forces to managed or fixed arrangements requiring active intervention. Each approach involves tradeoffs between monetary autonomy, exchange rate stability, and capital mobility. In an interconnected global economy, exchange rate policies create spillover effects that can either amplify or counteract domestic policy objectives, requiring careful international coordination.

The effectiveness of both fiscal and monetary policies depends critically on proper calibration and coordination. Fiscal stimulus might be counteracted by monetary tightening if authorities pursue divergent objectives. Ideally, these policy instruments complement each other—for instance, accommodative monetary policy can enhance the effectiveness of fiscal stimulus during severe downturns, while fiscal discipline creates space for monetary policy to focus on price stability during normal times. Additionally, both policy domains must be responsive to changing economic conditions. Policy lags—the time

between implementation and economic impact—create particular challenges, requiring policymakers to act based on forecasts rather than current conditions, with inevitable uncertainties.

Institutional arrangements significantly influence policy effectiveness. Central bank independence helps insulate monetary policy from short-term political pressures, potentially improving inflation management. However, this separation creates coordination challenges between monetary and fiscal authorities. Similarly, fiscal rules and independent oversight bodies can enhance budget discipline and credibility, but excessive rigidity might constrain appropriate responses to changing circumstances. The optimal institutional framework balances credibility and commitment with necessary flexibility to address evolving economic challenges.

Historical Perspectives: Evolving Economic Policy Paradigms

Economic policy approaches have evolved significantly over time, reflecting changing economic conditions, theoretical developments, and practical experiences. These historical shifts provide valuable lessons about both the possibilities and limitations of economic management.

The Keynesian revolution of the mid-20th century fundamentally transformed economic policy thinking. In response to the Great Depression, John Maynard Keynes advocated active government intervention to manage aggregate demand when private spending proved insufficient. This approach, emphasizing countercyclical fiscal policy to smooth economic fluctuations, dominated the post-World War II decades. The period witnessed relatively stable growth and reduced economic volatility in developed economies, seemingly validating Keynesian principles. However, by the 1970s, this consensus encountered serious challenges as economies faced unprecedented "stagflation"—the simultaneous occurrence of high inflation and high unemployment that defied traditional Keynesian prescriptions.

The monetarist counter-revolution, led by economists like Milton Friedman, emerged in response to these stagflationary pressures. Monetarists emphasized

controlling money supply growth to manage inflation, arguing that excessive monetary expansion drove price increases. This perspective shifted focus toward monetary policy and inflation control as primary economic objectives. Central banks adopted monetarist principles, prioritizing price stability over short-term employment goals and highlighting the importance of managing inflation expectations. This period demonstrated that while demand management remained important, ignoring supply-side constraints and inflation dynamics could lead to serious economic distortions.

The neoliberal turn of the 1980s and 1990s further reshaped economic policy approaches. Influenced by economists like Friedrich Hayek and public choice theorists, policymakers increasingly emphasized market mechanisms, deregulation, privatization, and reduced government intervention. This period witnessed significant structural reforms in many economies, including financial market liberalization, trade opening, labor market flexibility measures, and privatization of state enterprises. While these policies contributed to efficiency gains in some sectors, they also coincided with rising inequality and financial system vulnerabilities that would later contribute to the 2008 global financial crisis.

The global financial crisis prompted substantial reconsideration of prevailing policy wisdom. The crisis revealed serious regulatory gaps, financial system fragilities, and limitations of conventional policy tools. In response, central banks deployed unprecedented interventions including near-zero interest rates, massive asset purchases, and extensive liquidity provisions. Governments implemented large fiscal stimulus packages followed by contentious debates about appropriate fiscal consolidation timing. The crisis highlighted interconnections between financial stability and macroeconomic performance, leading to enhanced macroprudential regulation and greater attention to systemic risks. It also demonstrated that conventional policy tools might prove insufficient during severe crises, necessitating innovative approaches and closer coordination between monetary and fiscal authorities.

The COVID-19 pandemic represented another watershed moment for economic policy, requiring extraordinary interventions to prevent economic

collapse. Governments worldwide implemented massive support programs including direct payments to citizens, enhanced unemployment benefits, business loans and grants, and expanded healthcare funding. Central banks rapidly deployed their full arsenal of tools, including interest rate cuts, asset purchases, and targeted lending facilities. These unprecedented interventions successfully prevented widespread economic devastation but raised significant questions about long-term fiscal sustainability, potential inflation consequences, and appropriate exit strategies. The pandemic response demonstrated both the essential role of government in crisis management and the importance of maintaining policy space for emergency interventions.

Throughout these historical shifts, several enduring lessons emerge. First, economic theory and policy must continuously evolve in response to changing conditions and new challenges. Rigid adherence to any single policy paradigm inevitably proves insufficient as economies transform. Second, policy tradeoffs remain inescapable—prioritizing one objective inevitably affects others, requiring careful balancing based on current circumstances and societal preferences. Third, coordination between different policy domains—fiscal, monetary, regulatory, structural—proves essential for effective economic management. Finally, maintaining policy credibility through transparent communication and consistent principles enhances effectiveness, even as specific approaches adapt to changing conditions.

These historical experiences demonstrate that economic policy represents an ongoing learning process rather than the application of fixed formulas. Each era's successes and failures contribute valuable insights for addressing current and future challenges. The most effective approaches integrate lessons from different traditions while remaining adaptable to evolving economic realities.

Contemporary Challenges in Economic Policy

Today's policymakers face an exceptionally complex economic landscape characterized by novel challenges that test conventional wisdom and require innovative approaches. These contemporary issues demand careful recalibration of traditional policy frameworks.



The post-pandemic economic environment presents unique complications, including disrupted supply chains, labor market transformations, and elevated inflation following massive stimulus measures. The COVID-19 crisis accelerated structural changes in work patterns, consumer behavior, and business models, creating unusual economic dynamics as societies adjust to new normals. Disentangling temporary pandemic effects from permanent structural shifts presents significant analytical challenges for policymakers trying to calibrate appropriate responses. The pandemic also worsened existing inequalities, with profound divergences in economic outcomes across sectors, regions, and demographic groups. Addressing these imbalances while managing pandemic-related debt accumulation requires careful policy sequencing and attention to distributional impacts.

Climate change and environmental sustainability represent transformative challenges for economic policy. The need to dramatically reduce carbon emissions while maintaining economic prosperity requires fundamental transitions in energy systems, industrial processes, transportation, and consumption patterns. This green transition creates both opportunities and disruptions—potential new growth sectors and technologies alongside stranded assets and displaced workers. Policymakers must design frameworks that accelerate necessary transformations while managing adjustment costs and ensuring fair transition pathways. This includes appropriate carbon pricing, strategic public investments, regulatory frameworks for emerging technologies, and support programs for affected communities and industries. The scale and urgency of climate challenges necessitate policy innovation beyond conventional economic management approaches.

Technological transformation driven by digitalization, automation, and artificial intelligence continues reshaping economic structures and labor markets. These innovations create tremendous productivity potential but also disrupt existing business models and occupations. The resulting labor market polarization—with growing demand for both high-skilled and low-skilled workers while middle-skill opportunities decline—contributes to inequality pressures. Policymakers face complex questions about education and training

systems, social safety nets, competition policy for digital platforms, data governance frameworks, and appropriate taxation of increasingly mobile and intangible economic activities. Encouraging beneficial innovation while managing associated disruptions requires sophisticated policy approaches that balance dynamism with inclusive outcomes.

Demographic transitions present long-term structural challenges for many economies. Advanced economies face aging populations with shrinking workforces supporting growing numbers of retirees—straining pension systems, healthcare budgets, and overall fiscal sustainability. Meanwhile, some developing regions experience youth bulges requiring sufficient job creation and educational opportunities. These demographic realities necessitate wide-ranging policy adjustments including retirement system reforms, healthcare delivery innovations, immigration frameworks, family support policies, and productivity enhancements to sustain economic output with changing workforce compositions. The long-term nature of demographic shifts requires foresighted policy planning beyond typical political cycles.

Globalization patterns have evolved significantly, presenting new policy challenges. After decades of deepening integration, recent years have witnessed rising trade tensions, supply chain vulnerabilities, and concerns about excessive dependence in critical sectors. The COVID-19 pandemic highlighted risks in highly optimized global supply chains, prompting reconsideration of resilience versus efficiency tradeoffs. Meanwhile, digital globalization continues accelerating through data flows, digital services, and platform business models that transcend traditional regulatory frameworks. These developments require fresh approaches to international economic policy—balancing openness and interdependence with appropriate risk management and national economic security considerations. Policymakers must navigate complex questions about strategic industries, technology governance, supply chain resilience, and international cooperation mechanisms.

Rising inequality represents perhaps the most persistent contemporary policy challenge, with wealth and income disparities growing in many economies

despite overall prosperity gains. This trend reflects multiple factors including technological change, globalization patterns, declining labor bargaining power, and policy choices regarding taxation and social support systems. Beyond ethical concerns, excessive inequality potentially undermines economic performance through reduced aggregate demand, wasted human potential, and social tensions that affect economic stability. Addressing these disparities requires coordinated approaches across multiple policy domains—from education and labor market institutions to tax systems, competition policy, and social insurance programs. Finding the right balance between addressing inequality and maintaining economic dynamism remains a central policy challenge.

Fiscal space constraints increasingly limit policy flexibility in many economies. High public debt levels, demographic pressures on age-related expenditures, and rising interest rates create challenging fiscal arithmetic for governments worldwide. These constraints arise just as significant public investments are needed for climate transition, digital infrastructure, and human capital development. Policymakers must make difficult choices about spending priorities, tax system reforms, and innovative financing approaches to address critical needs while maintaining fiscal sustainability. This may include greater reliance on targeted interventions, improved spending efficiency, better alignment of tax systems with changing economic structures, and strategic use of public-private partnerships for infrastructure development.

Monetary policy faces its own distinct challenges in the contemporary environment. After an extended period of ultra-low interest rates and unconventional policies, central banks must navigate difficult transitions while maintaining credibility and effectiveness. Questions persist about appropriate policy normalization paths, potential side effects of extended accommodative stances, and effectiveness of traditional tools in changed economic structures. Central banks also face expanded expectations regarding their roles in addressing climate risks, digital currency developments, and financial system transformation. Maintaining independence and effectiveness while adapting to new realities requires careful institutional evolution and

clear mandates that acknowledge both core responsibilities and emerging challenges.

These contemporary challenges demonstrate that economic policy must continuously evolve rather than simply apply established formulas. The interconnected nature of these issues requires integrated approaches that recognize complex relationships between different policy domains. Success demands both analytical sophistication to understand novel dynamics and political wisdom to build necessary consensus for difficult transitions. Most importantly, addressing these challenges requires balancing immediate pressures with long-term considerations to create sustainable prosperity for current and future generations.

The Art of Policy Coordination and Communication

Effective economic management increasingly depends not only on appropriate policy design but also on sophisticated coordination and communication strategies. These aspects have become central to policy effectiveness in complex modern economies.

Coordination between fiscal and monetary authorities represents a fundamental requirement for policy coherence. When these policy domains operate at cross-purposes—for instance, expansionary fiscal policy coupled with restrictive monetary measures—they potentially neutralize each other's effectiveness and create unnecessary economic distortions. Achieving appropriate coordination proves challenging given different institutional arrangements, time horizons, and accountability mechanisms between treasuries and central banks. While maintaining the independence of central banks remains important for controlling inflation, some degree of alignment on broad economic objectives facilitates more effective outcomes. The optimal arrangement balances necessary operational independence with strategic coordination around shared economic goals.

International policy coordination has grown increasingly important in an interconnected global economy where national policies create significant



spillover effects. Monetary policy decisions in major economies influence global financial conditions; fiscal stimulus in large countries affects trading partners' export opportunities; and tax and regulatory choices can trigger harmful competition or arbitrage across jurisdictions. While perfect coordination remains unrealistic given different national circumstances and priorities, cooperation on major challenges provides substantial benefits. International forums like the G20, IMF consultations, and various regional arrangements facilitate necessary dialogue and information sharing. The challenge lies in balancing international cooperation with democratic accountability to national constituencies.

Macroprudential coordination has emerged as a critical policy frontier following the global financial crisis. This approach recognizes intimate connections between financial system stability and macroeconomic performance, requiring integrated oversight across traditional regulatory boundaries. Effective macroprudential frameworks coordinate among central banks, financial regulators, treasury departments, and other relevant authorities to identify systemic risks before they threaten economic stability. These arrangements enable coordinated responses to emerging vulnerabilities, whether originating in banking systems, capital markets, or non-bank financial institutions. Designing effective governance for these complex coordinating mechanisms—balancing expertise, independence, and democratic accountability—remains an ongoing challenge in many jurisdictions.

Strategic policy sequencing has proven essential for managing difficult economic transitions. When multiple policy adjustments are needed, their ordering and timing significantly impact outcomes. For instance, certain structural reforms might prove more effective and politically sustainable if implemented during economic expansions rather than downturns. Similarly, financial regulatory changes might require careful phasing to avoid disrupting credit provision while enhancing system stability. The art of sequencing involves understanding not only economic interactions but also implementation capacities and political economy constraints. Successful

transitions typically involve credible long-term frameworks that provide predictability while allowing flexibility in specific implementation steps.

Forward guidance and expectations management have become central to policy effectiveness, particularly in monetary policy. By clearly communicating policy intentions, authorities influence expectations about future economic conditions, which in turn shape current decisions about consumption, investment, and price-setting. This communication channel grows especially important when conventional policy tools approach their limits. Effective forward guidance requires balancing clarity about policy directions with appropriate flexibility to adjust as conditions evolve. The challenge intensifies during uncertain periods when policymakers themselves face genuine uncertainty about appropriate future actions. Finding the right communication approach—neither overpromising nor creating unnecessary uncertainty—represents a delicate art that significantly impacts policy effectiveness.

Transparency and accountability mechanisms have become essential for maintaining policy credibility in democratic societies. Regular reporting requirements, clear performance metrics, independent evaluations, and legislative oversight help ensure that economic authorities remain focused on their mandates while adapting to changing circumstances. These mechanisms provide necessary democratic legitimacy for institutions like central banks that exercise significant power with considerable independence. However, transparency must be thoughtfully designed—premature disclosure of certain deliberations might undermine effectiveness, while excessive focus on short-term metrics could distort decision-making toward easily measurable outcomes. The appropriate balance provides meaningful accountability while preserving necessary operational effectiveness.

Crisis communication presents particularly intense challenges, requiring authorities to maintain confidence while acknowledging serious problems. During financial crises or severe economic disruptions, public statements can themselves become policy instruments that either calm markets or exacerbate panic. Effective crisis communication combines factual accuracy, appropriate



reassurance, and credible commitment to necessary actions. This requires careful coordination among different authorities to ensure consistent messaging that maintains public trust. Preparing communication strategies before crises occur—including clear allocation of responsibilities and established protocols—enhances effectiveness when rapid responses become necessary.

The digital transformation has revolutionized economic policy communication, creating both opportunities and challenges. Digital platforms enable direct communication with broader audiences, potentially enhancing transparency and understanding. However, these same technologies facilitate misinformation, selective interpretation, and fragmented information environments that complicate effective communication. Economic authorities increasingly require sophisticated digital engagement strategies that maintain institutional credibility while reaching diverse audiences through appropriate channels. This involves complementing traditional formal communications with more accessible explanations and engagement formats without sacrificing substantive accuracy.

Public understanding and engagement ultimately determine whether economic policies gain necessary social license and political sustainability. Even technically sound policies may fail if poorly explained or misaligned with public concerns and values. Effective engagement strategies connect policy choices to tangible outcomes that matter in citizens' daily lives, acknowledge legitimate distributional concerns, and build broad constituencies for necessary but difficult adjustments. This requires translating technical economic concepts into accessible language while avoiding oversimplification that distorts understanding. Building economic literacy through educational initiatives, stakeholder dialogues, and transparent decision processes helps create foundations for more informed public discourse about policy choices.

These coordination and communication dimensions highlight that economic policy effectiveness depends not only on technical design but also on institutional arrangements, strategic implementation, and social understanding. As economic challenges grow more complex and interconnected, these "soft" aspects of policy become increasingly central to achieving desired outcomes.

Economic policy will always remain a delicate balancing act, navigating competing objectives amid evolving challenges and persistent uncertainties. However, several principles can guide more effective approaches as we face the complex economic landscape ahead. Adaptive policymaking represents an essential mindset for addressing contemporary challenges. Rather than seeking permanent solutions or perfect designs, policymakers should embrace continuous learning and adjustment based on observed outcomes and changing conditions. This involves building feedback mechanisms, pursuing gradual improvements, maintaining policy flexibility, and acknowledging inevitable uncertainty about future developments. Such approaches prove particularly valuable when addressing novel challenges like climate transition or technological transformation where optimal pathways remain unclear. Adaptive frameworks maintain strategic direction while allowing tactical adjustments as knowledge improves and circumstances evolve. Integrated policy approaches increasingly prove necessary for addressing interconnected economic challenges. Traditional policy silos—separating fiscal, monetary, financial, social, and environmental domains—often prove inadequate for addressing complex problems that span multiple areas. For instance, effective climate policy requires coordinated approaches involving carbon pricing, innovation policy, financial regulation, labor market programs, and international cooperation. Similarly, addressing inequality demands integrated approaches spanning education, competition policy, tax systems, and social insurance. Developing institutional mechanisms for such coordination—without creating unwieldy bureaucracies—represents a critical governance challenge.



Inclusive growth strategies have emerged as essential for sustaining both economic dynamism and social cohesion. These approaches recognize that growth patterns matter as much as growth rates, with particular attention to how economic gains are distributed across regions, sectors, and demographic groups. Inclusive frameworks emphasize broad-based opportunity through education access, infrastructure connectivity, financial inclusion, and labor market institutions that share productivity gains. Such approaches aim to preemptively address distributional concerns rather than relying solely on after-the-fact redistribution. The most successful examples combine market dynamism with appropriate guardrails and support systems that enable widespread participation in economic advancement.

Long-term orientation becomes increasingly important as societies face transitions spanning decades rather than years. Climate change, demographic shifts, technological transformations, and infrastructure development all require policy horizons extending well beyond typical electoral cycles. Creating institutional mechanisms that support such long-term planning—whether through independent commissions, cross-partisan agreements, constitutional provisions, or other frameworks—helps balance necessary long-term investments with immediate priorities. This orientation proves particularly important for fiscal policy, where short-term political incentives often favor immediate consumption over critical investments in future productivity and sustainability.

Evidence-based policy evaluation creates foundations for continuous improvement in economic management. This involves systematic assessment of policy interventions, openness to revising approaches based on observed outcomes, and investment in data systems that enable timely analysis. Rigorous evaluation helps identify which interventions deliver promised results and which require modification or replacement. It also helps build broader consensus by focusing debates on measurable outcomes rather than ideological positions. Building this culture of evidence-based learning requires appropriate analytical capabilities within government, partnerships

with academic researchers, and institutional willingness to acknowledge and learn from policy shortcomings.

Public trust and legitimacy ultimately determine whether economic policies prove sustainable over time. Technical soundness alone proves insufficient if policies lack public understanding and support. Building this foundation requires transparent decision processes, meaningful consultation with affected communities, careful attention to distributional impacts, and clear communication about both objectives and tradeoffs. It also requires institutional responsiveness to changing social priorities and values, ensuring that economic policy frameworks evolve alongside broader social developments. When significant transitions or adjustments become necessary, maintaining public trust through fair burden-sharing and appropriate support for vulnerable groups proves essential for successful implementation.

International cooperation remains indispensable despite rising nationalist sentiments and geopolitical tensions. Many of today's most pressing economic challenges—including climate change, digital governance, tax avoidance, and financial stability—transcend national boundaries and require coordinated responses. Even as countries legitimately pursue national interests, finding cooperative solutions to these shared challenges creates mutual benefits. Building flexible, pragmatic cooperation mechanisms that accommodate different national circumstances while enabling collective action represents a critical task for international economic governance. Such cooperation proves particularly important for smaller economies with limited individual leverage in addressing global challenges.

The economic policy balancing act has never been more challenging nor more consequential than it is today. We face complex transitions across multiple domains simultaneously—environmental, technological, demographic, and geopolitical—with implications spanning generations. Navigating these challenges successfully requires sophisticated policy approaches that blend analytical rigor with political wisdom, technical capability with social understanding, and decisive action with appropriate humility about inevitable uncertainties. The stakes could not be higher—the economic policy choices



made in coming years will significantly determine whether societies achieve broadly shared prosperity while successfully managing historic transitions to more sustainable economic models.

Yet within these challenges lie tremendous opportunities. Well-designed economic policies can help unlock technological potentials that dramatically improve living standards while reducing environmental impacts. They can facilitate transitions that create new economic possibilities while ensuring that benefits flow broadly across society. They can build resilience against inevitable shocks while maintaining dynamism and innovation. Achieving these positive outcomes requires moving beyond simplistic debates toward nuanced understandings that recognize both the power and limitations of economic policy tools. It requires institutional arrangements that balance necessary expertise with democratic responsiveness. Most fundamentally, it requires maintaining focus on the ultimate purpose of economic policy—not abstract indicators or ideological victories, but sustainable improvement in human wellbeing and opportunity.

23.4 Let Us Sum Up

Economic stability requires government intervention to counteract market volatility. Fiscal and monetary policies regulate spending, taxation, and money supply, while structural reforms enhance efficiency. Effective policy design mitigates boom-bust cycles, reduces unemployment, and controls inflation, supporting sustainable growth and societal well-being in a market economy.

23.5 Unit End Exercises

1. Explain how government policies contribute to economic stability.
2. Discuss fiscal and monetary policy tools used for stabilization.
3. Evaluate the effectiveness of government interventions in real-world economies.

23.6 References and Suggested Readings

1. Mankiw, N.G. (2020). *Principles of Economics*. Cengage Learning.
2. Blanchard, O., & Johnson, D.R. (2017). *Macroeconomics*. Pearson.
3. Samuelson, P.A., & Nordhaus, W.D. (2021). *Economics*. McGraw-Hill Education.

Check Your Progress

Q.1 Write about stability function of Government.

Q.2 Write some Government policies in your own words.



SELF-ASSESSMENT QUESTIONS

MCQs

1. Which of the following is NOT an important economic function of government?

- a) Allocation of resources
- b) Redistribution of income
- c) Economic stabilization
- d) Max profits of private profits

Ans:D

2. Public finance mainly relates to:

- a) Private sector investment
- b) Revenue and expenditure of the government
- c) International trade policies
- d) Stock market fluctuations

Ans:B

3. Which of these is NOT a part of public finance?

- a) Public revenue
- b) Public expenditure
- c) Private sector investments
- d) Public debt

Ans:C

4. Which of the following is a surplus budget?

- a) Deficit budget
- b) Balanced budget
- c) Surplus budget
- d) Zero-based budget

Ans:C

5. The main purpose of tax within a government revenue context is to:

- a) Private investment(capture)
- b) Increase inflation
- c) Fund public expenditures
- d) Reduce government spending

Ans:C

6. Public debt refers to:

- a) Loans impersonal private banks
 - b) The government borrowing to spend
 - c) Direct investment in foreign public projects
 - d) The general level of prices throughout the economy
- Ans:B

7. The impact of government expenditure on economic growth can be summarized as follows:

- a) Demand and investment are on the rise.
 - b) Reducing the money supply
 - c) Lowering wages
 - d) Declining factory output
- Ans:A

8. Fiscal policy is about the first two:

- a) Managing money supply
 - b) Managing the account of the state which comprises government spending and taxation
 - c) The regulation of stock market activities
 - d) Controlling exchange rates
- Ans:B

9. What is an instrument of monetary policy?

- a) Taxation
 - b) Government expenditure
 - c) Interest rate control
 - d) Public borrowing
- Ans:C

10. One of the repercussions of deficit financing is:

- a) Increased inflation
- b) Reduced sequester income
- c) Decrease in investment from abroad
- d) Increased unemployment

Ans:A



Short Questions:

1. What are the primary economic roles of government?
2. What is public finance and its components?
3. What are the specific types of budgets?
4. What is the role of taxation in revenue collection by the government?
5. What is public debt?
6. How does government expenditure impact economic growth?
7. What is fiscal policy? What is monetary policy?
8. What is the impact of deficit financing?
9. What will government policy mean for controlling inflation?
10. What can governments do to avoid public debt?

Long Questions:

1. What is the function of government in economic development?
2. What is budgeting? Where does it come from? Why do we really care?
3. There is no absolute right or wrong when it comes to how taxation affects business operations.
4. Justify how the government spending will determine the national income.
5. Walk you through the causes and the effects of public debt.

MATS UNIVERSITY

MATS CENTRE FOR DISTANCE AND ONLINE EDUCATION

UNIVERSITY CAMPUS: Aarang Kharora Highway, Aarang, Raipur, CG, 493 441

RAIPUR CAMPUS: MATS Tower, Pandri, Raipur, CG, 492 002

T : 0771 4078994, 95, 96, 98 **Toll Free ODL MODE :** 81520 79999, 81520 29999

Website: www.matsodl.com

