




MATS
UNIVERSITY



MATS CENTRE FOR OPEN & DISTANCE EDUCATION

मैट्स विश्वविद्यालय

मैट्स मुक्त एवं दूरवर्ती शिक्षा केंद्र

**Computer System Architecture and Digital
Electronics
BCA - Sem I**



SELF LEARNING MATERIAL



MATS UNIVERSITY

www.matsuniversity.ac.in



BCA DSC 01

Computer System Architecture and Digital Electronics

Course Introduction	1
Module 1	2
Computer Organization	
Unit 1: Introduction of Computers	3
Unit 2: Components of Computer	20
Unit 3: Types of Memory	67
Module 2	82
Digital System and Boolean Algebra	
Unit 4: Understanding digital systems	83
Unit 5: Number systems	84
Unit 6: Boolean functions	116
Module 3	128
Gate-Level Minimization	
Unit 7: Introduction to GATE level Minimization	129
Unit 8: Karnaugh Maps	135
Unit 9: logic gate implementations	149
Module 4	157
Computer Software	
Unit 10: Fundamentals of Computer Software	158
Unit 11: Software Development process	181
Unit 12: System Architecture	183
Module 5	189
Cyber Security	
Unit 13: Introduction to Cyber security	190
Unit 14: Types of cyber-attacks	201
Unit 15: Future Trends in Cyber security	205

COURSE DEVELOPMENT EXPERT COMMITTEE

Prof. (Dr.) K. P. Yadav, Vice Chancellor, MATS University, Raipur, Chhattisgarh

Prof. (Dr.) Omprakash Chandrakar, Professor and Head, School of Information Technology, MATS University, Raipur, Chhattisgarh

Prof. (Dr.) Sanjay Kumar, Professor and Dean, Pt. Ravishankar Shukla University, Raipur, Chhattisgarh

Prof. (Dr.) Jatinder kumar R. Saini, Professor and Director, Symbiosis Institute of Computer Studies and Research, Pune

Dr. Ronak Panchal, Senior Data Scientist, Cognizant, Mumbai

Mr. Saurabh Chandrakar, Senior Software Engineer, Oracle Corporation, Hyderabad

COURSE COORDINATOR

Prof. (Dr.) K. P. Yadav, Vice Chancellor, School of Information Technology, MATS University, Raipur, Chhattisgarh

COURSE PREPARATION

Prof. (Dr.) K. P. Yadav, Vice Chancellor, School of Information Technology, MATS University, Raipur, Chhattisgarh

March, 2025

@MATS Centre for Distance and Online Education, MATS University, Village- Gullu, Aarang, Raipur- (Chhattisgarh)

All rights reserved. No part of this work may be reproduced or transmitted or utilized or stored in any form, by mimeograph or any other means, without permission in writing from MATS University, Village- Gullu, Aarang, Raipur-(Chhattisgarh)

Printed & Published on behalf of MATS University, Village-Gullu, Aarang, Raipur by Mr. Meghanadhu Katabathuni, Facilities & Operations, MATS University, Raipur (C.G.)

ISBN: XXX-XX-XXX-XXXXX-X

Disclaimer-Publisher of this printing material is not responsible for any error or dispute from contents of this course material, this is completely depends on AUTHOR'S MANUSCRIPT.

Printed at: The Digital Press, Krishna Complex, Raipur-492001(Chhattisgarh)

Acknowledgement

The material (pictures and passages) we have used is purely for educational purposes. Every effort has been made to trace the copyright holders of material reproduced in this book. Should any infringement have occurred, the publishers and editors apologize and will be pleased to make the necessary corrections in future editions of this book.

COURSE INTRODUCTION

This course provides a foundational understanding of computer organization, digital systems, Boolean algebra, software concepts, and cybersecurity. It explores essential computing principles, logic design, software development, and emerging cybersecurity trends.

Module 1: Computer Organization

This Module introduces the fundamental concepts of computer systems, their evolution, and components, including the CPU, memory, and system architecture.

Module 2: Digital System and Boolean Algebra

Understanding digital systems and Boolean algebra is crucial for logic design. This Module introduces digital logic, number systems, and Boolean functions.

Module 3: Gate Level Minimization

This Module explores methods to simplify Boolean expressions for efficient circuit design using Karnaugh Maps and logic gate implementations.

Module 4: Computer Software

Software forms the backbone of computing systems. This Module covers software types, software development processes, and system architecture.

Module 5: Cyber Security

As technology advances, securing digital assets has become critical. This Module introduces cyber security concepts, threats, and future trends.

By the end of this course, A strong understanding of computer organization and memory structures, Knowledge of digital logic, Boolean algebra, and logic circuit design, Insights into software systems, software engineering, and operating system functions.

MODULE 1

COMPUTER ORGANIZATION

LEARNING OUTCOMES

By the end of this Module, students will be able to:

- Understand the basics and characteristics of computers.
- Learn the evolution of computers.
- Identify different computer components: Input, Output, and Storage units.
- Explain the working of ALU, CU, and CPU.
- Understand system concepts and classification of computers.
- Describe various types of memory.

1.1 Overview of Computers and Their Features

If you want, you can read a great deal of technical material on computers. These potent instruments, capable of trillions of calculations per second, are evolving into the gods of the New Age. From the first mechanical calculators to the complex systems capable of artificial intelligence today, computers have advanced significantly, making them maybe one of the greatest technological marvels in human history. Computing devices have a history that spans thousands of years. Then, primitive technology like the abacus was devised by ancient civilizations to help do math. However, the modern computer wouldn't start taking shape until the 1800s with Charles Babbage's designs for machines that could compute on their own, mechanically. Despite never completing Babbage's Analytical Engine as originally conceived, he constructed the concept and theory that inspired generations of later computing machines. Significant advancements were made in the early 20th century with the invention of electromechanical computers, which were mostly used for military objectives during World War II. ENIAC (Electronic Numerical Integrator and Computer), the first general-purpose electronic digital computer, was finished in 1945 with support from the US Army.

They were huge machines that took up entire rooms, used up vast amounts of power and had only a small fraction of the processing power you find on your smallest modern devices. The transistor invention (1947) was the turning point of computer technology and was followed through the development of more compact, reliable, and energy-efficient computers. More downsizing and enhanced processing power were later made possible by the development of integrated circuits in the late 1950s. The 1970s saw the invention of the microprocessor, which consolidated the central processing unit of a machine onto a single chip. As a result, personal computers were created. PCs, which could be purchased and used by individuals as opposed to institutions.

Notes

During the 1980s and 1990s, the tech giants, including Apple, IBM and Microsoft, were important players in making computer technology widely available to consumers. GUI's have improved the utility and appeal of computing as they have make computer accessible to non-technical users. The internet created an avenue for computers to go from being standalone machines to interconnected systems capable of sending and receive information worldwide — a process that began in the late 20th century. It completely transformed the sharing and accessing of information, creating entire industries and reshaping the ones that already existed. The advent of mobile computing in the early 21st century brought about the rise of smart phones and tablets, where users were able to carry powerful computing devices with them anywhere. Today, computers are integrated into numerous devices in our daily lives, from household appliances to automotive systems, creating the "Internet of Things" that connects the physical and digital realms. From research computers to links using the internet, we train on data until October 2023 Computers will displace human society as we know it with continued processing power and new applications. Know what they really are, how they really work, their pros and cons, how they are used today, and the limitations in their path towards their future.

Characteristics of Computers

Here is a list of features that makes computers stand out from other types of machines and technology: These attributes account for their extreme versatility and their adoption in virtually every field of human end ever. Grasping these basic characteristics of computers sheds light on how computers become such indispensable part of the society today and how they are still changing our world in significant ways. Speed may be the most immediately remarkable feature of modern computers. The operations these machines perform per second number in the billions or trillions, executing complex calculations in timeframes humans cannot perceive. This computational speed and processing power allows computers to solve problems, process data,

and perform tasks much faster than humans can. Computers have become faster at an exponential rate over time through Moore's Law when About every other two years, the number of transistors on a microchip double. Although the speed of advancement has slowed somewhat in recent years as physical restrictions increasingly become a hurdle, inklings of architectural and design achievements still show performance gains. This remarkable speed enables computers to solve problems that humans would find impractical or impossible to solve manually — from making weather predictions based on complex atmospheric models to providing real-time translations of language.

Another of the main traits of computers is accuracy. When the instructions are executed correctly and running normally, computers perform operations with immaculate precision, not subject to the nicks, waning attention or mistakes that accompany human performance. Regardless of the task is repetitive or complex, this is the level of accuracy computers can provide, hence they are a good fit in scenarios that require exact calculation, or perfect reproducibility. Though hardware failures or software bugs can sometimes produce incorrect outputs, these are edge cases, not fundamental restrictions. In engaged fields such as scientific research, financial analysis, engineering, and medicine, the mathematical precision of computers makes them vital tools, where a degree of inaccuracy, however small, could have heavy consequences. Using computer-controlled systems, modern factories create components with microns worth of tolerance, vastly beyond what human craftspeople could produce reliably. One of the most extraordinary qualities of computers is versatility. Unlike most machines, which are designed for specific tasks, computers can be programmed to carry out an endless range of functions. The same physical device can be a word processor, a gaming platform, a communication tool, an art canvas, a music studio, a mathematical calculator, and a thousand other things, just by running different software. This flexibility can be traced to a fundamental aspect of a computer's architecture: the abstraction between the physical hardware

Notes

and the logical directives that specify what the hardware should perform. Without requiring any physical changes, the computer's functionality changes. Instead by changing these instructions (software). This quality has enabled computers to infiltrate nearly every facet of modern existence, learning to address myriad requirements across a multitude of domains. Computers exhibit immense versatility, whether driving industrial robots, simulating protein folding, editing video, or analysing genetic sequences. Storage capacity is another defining characteristic of computers. Modern systems can store enormous quantities of data forever and recover it with perfect fidelity when needed. This ability has increased dramatically over the years as storage devices have become more and more capacious, small, and inexpensive all at the same time. Today's consumer devices store terabytes of information — millions of books' worth — in physical packages smaller than a postcard. This substantial storage space allows computers to store large databases, media archives, complex applications, and detailed records. Computers are also great for record keeping and similar tasks because they can hold information indefinitely (given decent maintenance) without degradation. Unlike human memory which suffers from decay and distortion over the years, computer memory is perfect and immutable, and when memory is brought back into use decades later it is as good as new, regardless of how far back it was recorded.

Enable the computer to automate → automation capability is what makes it different from a pen → the computer can write a sequence of operations without human intervention. Cumbersome so hard to remove components of poor design after all, and once started, computers will perform the same task hundreds of times without tired and without complain, so we solve the trivial thing for human business. This feature allows for exceptionally efficient operation when a large number of similar operations are performed or constant processes must be kept running. Automation is the more generalized idea of repeating a task in a row, and even extends into applying conditional logic —

computers making simple decisions based on prescribed criteria for situations and conditions, changing their operations based on varying input or circumstance. This automation has evolved to become more and more advanced, allowing us to create artificial intelligence systems that learn through experience and get better over time. From automated manufacturing lines to algorithmic trading systems, from smart home devices to self-driving vehicles, computer automation is still transforming industries and everyday life, assuming responsibility for tasks that require constant attention and judgment from humans. As we well know, reliability is yet another important attribute of an up-to-date computer. Computer systems, depending on their design and maintenance, can last a long time without intervention. Computers do not get tired, bored, or distracted, and are unaffected by how long they have been running, remaining at peak performance. The reliability of computers makes them perfect candidates for the backbone of essential systems that must run 24×7, like air traffic control, medical monitoring systems, telecommunications backbones, and financial transaction processing. Hardware components can fail, but modern systems often include redundancy and fault-tolerance measures to reduce the impact of individual hardware failures. The reliability of computers lies in their consistency and predictability; computers follow the instruction given to them precisely, and do not deviate from this behaviour — which is needed in most scenarios.

Computers are diligent in handling repetitive tasks. Human tire of repetitive work and may become careless or inattentive, while a computer conducts the same operations with the same precision whether a routine has been run once or a million times. A computer is equally rigorous whether it is crunching the first calculation or the billionth: it will obey its programming without variation. If something happens to your data, a manual operation is not repeatable — the perfect operation is not 100% achievable, but the computer can do it without thinking about it, which makes it very practical in many fields like quality control inspection, transaction processing, system

monitoring, etc. In manufacturing settings, computer-controlled systems are capable of delivering the same precise motions millions of times over without variance, delivering consistent outcomes that are unattainable through human exclusively labor. This humanoid quality is balancing human capabilities, where humans can concentrate on the imaginative, strategic, or human components of work, while leaving the repetitious parts to machines. Very paradoxically, non-intelligence is an important aspect of computers — they often behave in an ostensibly intelligent manner, and yet non-intelligence is built into their core. Conventional computers work simply by following commands that have been programmed into them, unaware of the meaning behind each command or objective. Humans, with their consciousness, intuition, creativity and emotional intelligence, can reason inductively, while computers process information in exhaustive literal terms, executing algorithmic steps without a clue as to their importance. The most advanced AI-enabled pattern recognition and adaptative systems may also have no real meaningful comprehension or awareness. Without programming, computers cannot appropriately define, select or question their motives nor develop values of their own because they cannot independently and conceptually question their operations. This quality underscores the reality that computers are tools invented by humans, not independent agents, and that their seeming intelligence stems from the cleverness of their creators, not innate cognitive abilities. Yet, as AI systems grow in complexity and sophistication, the line between programmed behaviour and authentic intelligence continues to fade.

1.2 Computer Evolution

Modern computers have multitasking capabilities, allowing them to do several tasks at once, parallel processing for different processing needs. Many early computers were sequential, in that One instruction could only be carried out at a time. before moving on to the next, whereas modern systems implement many processing cores, custom hardware units, and advanced operating systems that can work on

numerous tasks at once. It enables computers to execute multiple applications simultaneously, giving the impression of multitasking to the users. On the server side, computers often serve thousands of parallel connections, servicing requests from multiple users while keeping the computer running smoothly. This feature significantly increases efficiency, enabling examples to have one computer that can download files, render video, play music, and respond to user input simultaneously. Because of this, computer multitasking is always improving; the designs of computer hardware increasingly incorporate parallel processing elements, and computer software programs are continuing to become optimized for simultaneous opportunity. Connectivity has become a quintessential feature of modern computing. Modern computers seldom work in isolation, acting instead. The 17th century saw early mechanical computation with devices such as the calculating clock (1623) by Wilhelm Schickard, the arithmetical machine (1642) by Blaise Pascal, or the stepped reckoner (1673) of Gottfried Wilhelm Leibniz. These machines have rudimentary capabilities but showed that it was possible to build machines that automatically performed mathematical calculations. Pascal's machine, built to assist his father with tax computations, could add and subtract six-digit numbers.

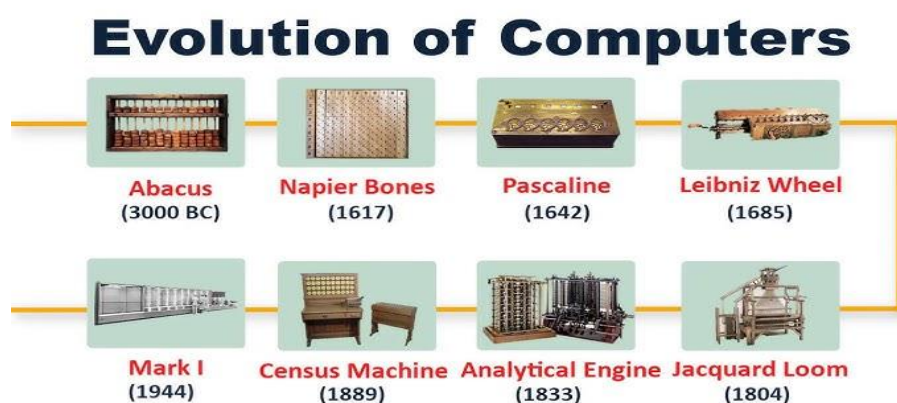


Figure 1: Evaluation of Computers

Notes

The stepped reckoner of Gottfried Leibniz took this design further by allowing by altering the number of gears and cylinders engaged, multiplication and division operations were carried out in the same way. Those inventions, while largely of interest only to mathematicians and academics — not practical tools for general use — established the critically important principle that mechanical devices could accurately carry out mathematical operations without the direct computation of a human.

Charles Babbage's concepts for the Difference Engine and the Analytical Engine, which were developed in the early 19th century, represented a conceptual advance. Conceived in 1822, the revolutionary engine was constructed to compute polynomial functions automatically and output the results, with the intent of removing human error from mathematical tables. Although never completed in Babbage's lifetime because of the problems of finding the money and the ability to manufacture the machine, his conception was sound; it was confirmed when working replicas were built in the late 20th century. More revolutionary was Babbage's Analytical Engine, which possessed numerous characteristics of contemporary computers; separate memory and processing elements, a control unit, input/output mechanisms, and the ability to be programmed to perform different tasks using punched cards. It is often claimed that Ada Lovelace, who worked with Babbage, was the world's first computer programmer, having developed algorithms one to calculate Bernoulli numbers for the Analytical Engine. Despite never being built, the Analytical Engine's planned design would influence other computers for years to come. Practical calculation needs spurred additional innovation by the late 19th century. In 1890, Herman Hollerith developed a The time required to tabulate results was significantly reduced by using a punch card tabulating machine to process data from the US census.. Hollerith's firm would later develop into International Business Machines (IBM), which became an imposing presence in computing for a large part of the 20th century. Meanwhile, various analog computing devices, often

employing casters or gears, were developed to solve specialized scientific and engineering problems, such as Vannevar Bush's differential analyser at MIT in the 1930s that could be used to use mechanical integration to solve differential equations.

Pressures from World War II significantly accelerated computer development. Teams including Alan Turing at Bletchley Park in Britain created machines like the Bombe and Colossus, specialized to break German encryption. By 1944, the Colossus was in operation, employing vacuum tubes (known as thermionic valves) for computation and is viewed by many historians as the first programmable electronic digital computer, although its existence was kept classified for decades following the war. At the same time in the United States, The Electronic Numerical Integrator and Computer (ENIAC) was constructed by the University of Pennsylvania to compute artillery firing tables. The ENIAC, which was constructed in 1945, weighed 30 tons, utilized 150 kilowatts of energy, and employed roughly 18,000 vacuum tubes. Although it became operational only after the war had ended, ENIAC proved that large-scale electronic computing was possible and led to the development of computers for atomic research, weather prediction, and applications in other scientific fields. These early electronic computers are now known as the "first generation" of computers, as they relied on vacuum tube processing. Also, vacuum tubes acted as electronic switches, regulating electron flow in circuits to signify the binary digits (bits) that underlie digital computing. First-generation computers were revolutionary, but they were also huge, power-hungry and unreliable — vacuum tubes burned out frequently. Even programming these machines was labor intensive, sometimes needing to be done by physically rewiring or using complicated arrangements of patch cords.

A key development at this stage was John von Neumann's definition of the stored-program concept in 1945, based on ideas from various other researchers. This concept, which became known as the von Neumann architecture, had the computer store both instructions and data in

Notes

memory, so that programs could be loaded and altered without physically wiring the machine. This idea is still fundamental to most modern computers. The Cambridge University Some of the earliest computers that employ the stored-program concept were the Manchester Small-Scale Experimental Machine (also known as the "Baby"), which ran its first program in 1948, and the Electronic Delay Storage Automatic Calculator (EDSAC), which went into service in 1949. In the late 1950s, transistors took the role of vacuum tubes and signal the arrival of the "second generation" of computers. Transistors were smaller, more dependable, consumed less power, and generated less heat than vacuum tubes when they were created at Bell Laboratories in 1947. The IBM 7090, the first transistorized computer to go into mass production, was revealed in 1959. Even while second-generation computers were smaller and far more dependable than their predecessors, they still often took up a room. Higher-level languages like COBOL (1959) and FORTRAN (1957) developed during this time, allowing programmers to express instructions in a more comprehensible style for humans to follow. These instructions were then turned into machine code. Integrated circuits: the "third generation" Red Brown shutter sock The "third generation" of computing this new integrated circuit technology significantly reduced the size, cost, and heat generation of computers. As you know, During 1958–1959, Robert Noyce at Fairchild Semiconductor and Jack Kilby at Texas Instruments independently developed integrated circuit technology. A representative of the third generation of computers, the IBM System/360 established the idea of a family of compatible computers with varying sizes and capabilities by combining integrated circuits with parallel architecture. This generation also marked the power of storage technologies, time-sharing features (allowing numerous users to interact with a single computer at once), and computer operating systems. Magnetic disk storage emerged in the second generation. which enabled much faster access to data than the magnetic tape storage that was the leading design used in earlier generations.

The microprocessor was invented in the early 1970s, heralding the "fourth generation" of computing. Intel's 4004, which launched in 1971, was the first commercially available microprocessor, integrating 2,300 transistors onto a single chip and acting as a central processing unit (CPU). The subsequent Intel 8080 (1974) and Motorola 6800 (1974) were more powerful microprocessors that would play a key role in the coming personal computer revolution. These microprocessors led to the development of smaller and cheaper computers, which could be owned and used by individuals instead of just large organizations. The personal computer industry originated in the 1970s. Early kit computers such as the Altair 8800 (1975) attracted hobbyists to the medium. However, computers like the TRS-80 (1977), Commodore PET (1977), and Apple II (1977) made computing accessible to a far wider audience. These early personal computers typically offered very limited capabilities by modern standards — scant memory, rudimentary graphics, and data storage on cassette tapes — but they represented a fundamental democratization of computing technology. The launch of VisiCalc, the first spreadsheet program, for the Apple II in 1979 showed how personal computers could tap into and upend corporate legacy systems, and serve as more than a hobbyist curiosity. First, in 1981, came the IBM Personal Computer (PC), setting a standard that would reign supreme over business computing. IBM's choice of open architecture and off-the-shelf components meant that other manufacturers could make compatible machines — generating what came to be called the "IBM PC compatible" market. IBM's PC Microsoft's MS-DOS operating system became the industry standard., setting Microsoft up for its subsequent dominance in computer software. And in the 1980s, graphical user interfaces (GUIs) started being developed that would make computers easier to use by replacing text commands with visual elements like icons, windows, and menus. Although many ideas behind the GUI were pioneered The first successful mass-market GUI commercialization was the Apple Macintosh, which was introduced in 1984 at Xerox PARC in the 1970s.

Notes

During the 1980s and 1990s personal computers became constantly more powerful as microprocessor technology improved at a blinding rate. Each new generation (Intel's 80386 processor, 1985; 80486, 1989; and the Pentium series, starting in 1993) also came with huge performance increases but remained backward compatible with software written for older generations. Floppy disks were replaced with hard disk drives as the main storage medium and offered a vastly greater capacity. The CD-ROM drive, introduced in the late 1980s and early 1990s, empowered computers to utilize hundreds of megabytes of data and be useful for somewhat new applications, such as multimedia encyclopedias and video-filled games. Some key networking technologies also advanced during this time. Local area networks (LANs) became widespread in the workplace in the mid-to-late 1980s, enabling computers in an organization to share files and resources. Wide area networks (WANs) linked geographically scattered sites. But by far the most revolutionary networking development was the rise of the Internet. Even as the ARPANET, the Internet's predecessor, came to existence in 1969, it wasn't until Tim Berners-Lee's creation of the World Wide Web in 1989–1991 and the introduction of the Mosaic web browser in 1993 marked the beginning of the Internet's transition into a mass medium. The internet became widely adopted and fundamentally transformed communication, commerce, and information in the late 1990s and onwards (cierku | 61 | 91). The turn of the millennium began what could be thought of as a “fifth generation” of computing, marked by ubiquitous connectivity, mobile computing and increasingly on the verge of more powerful artificial intelligence. The release of the BlackBerry in 1999 and, later, smartphones such as the iPhone (2007) and Android devices (starting in 2008) put powerful computers in users' pockets, often connected to the Internet when not at home. For many users around the globe, mobile devices are now their main computing platform, especially in areas where desktop and laptop machines were never widely used. In parallel, third-party mobile applications opened up new mobile-use ecosystems software and services.

One of the other major paradigm shifts in the early 21st century was the emergence of cloud computing. Instead of running software and storing data on local devices, cloud computing shifts these functions to centralized data centre connected via the Internet. An example would be Amazon Web Services (launched in 2006), Microsoft Azure, Google Cloud Platform that deliver the computing resources that can be allocated and scaled on demand. It has allowed complicated computing resources to be accessed without a cost through hardware investments, as well as provided platforms for Software as a Service (SaaS). The continuing miniaturization of computing technology has even ushered in the Internet of Things (IoT), where everyday items are infused with sensors, processing ability and network connectivity. From connected thermostats and doorbell cameras to industrial process equipment and agricultural sensors, IoT devices create vast amounts of data and enable new types of monitoring, automation, and optimization in many areas. Although the IoT is an exciting avenue of research, it also brings up vital questions of security, privacy, and the environmental effects of pervasive computing. Artificial intelligence has advanced significantly in recent years, particularly because to machine learning techniques like deep learning. Even though AI research began in the 1950s, developments in computer vision, natural language processing, and gaming have all been made possible by hardware advancements, sophisticated algorithms, and access to large datasets. Virtual assistants like Siri and Alexa, recommendation engines on streaming platforms, financial services fraud detection, and countless other applications that influence daily life are today powered by AI systems. In fact, the recent advent of large language models, such as Claude, that can produce human-like text and engage in nuanced conversation, are already a giant leap in the direction of general A.I. capability.

The need for specialized hardware for AI workloads has gained increasing importance. Graphics processing units (GPUs), which were originally created for rendering video game graphics, are highly useful

Notes

for the parallel processing needed to carry out deep learning. Your training data goes to October 2023 Companies like NVIDIA have historically been the backbone of the AI ecosystem with their machine learning optimized GPUs. More recently, platforms such as Google's Tensor Processing Units (TPUs) and multiple varieties of neural processing units (NPUs) have been designed specifically to provide specialized hardware for performing the matrix operations typically used in deep learning algorithms in an efficient manner. Quantum computing is a potentially revolutionary advancement in computing power for specific types of issues. While classical computers rely on the concept of bits, Quantum computing uses quantum bits, or "qubits," in a state of many states simultaneously (superposition), either 0 or 1. Theoretically, quantum entanglement and this characteristic could allow quantum computers to tackle some types of problems tenfold faster than traditional computers. Although they are still in their relatively early stages of development, early quantum computers from IBM, Google, and D-Wave Systems have so far showed promise in a few applications. Although that claim has been contested, Google declared in 2019 that it has achieved "quantum supremacy" by doing a calculation that would take a traditional supercomputer almost forever.

The revolution in computer storage technologies has been as phenomenal. And with each new generation of storage technology, from punch cards and paper tape to magnetic drums, magnetic core memory, magnetic tape, Increased capacity, quicker access times, improved dependability, and a reduced cost per data unit were features of floppy disks, hard disk drives, optical discs, flash memory, and solid-state drives. Modern solid-state drives (SSDs) have supplanted mechanical hard disk drives for storage in the majority of applications due to their increased speed, shorter access times, lower latency, durability, and lower power consumption; older hard drives, though still crucial for many applications, especially for use cases needing high capacity storage at much lower costs. Display technologies have also evolved through the years. You evolve from early cathode ray tubes

(CRTs), to Each generation of liquid crystal displays (LCDs), light-emitting diode (LED) displays, organic LED (OLED) displays, and emerging technologies like microLEDs is superior to the one before it with greater and greater resolution; improved colour reproduction; better contrast; wider viewing angles; reduced energy consumption; and thinner profiles. Current electronic displays are so capable that they can display pictures that are much beyond the preventing capability of the human eye, while providing broad colourgamut assist and so have the productivity to be flexible or rolled when there is no use. Means of input have evolved beyond just keyboards and mice. Touchscreens, now common on mobile devices, are a form of direct manipulation interface that is quite intuitive. With improved speech recognition, voice input has become more viable in the form of voice assistants and dictation systems. Computer vision also supports gesture recognition and eye tracking in some applications. Brain-computer interfaces, though still predominantly within the realm of lab-based experiments, have the prospect of offering a direct, neural control of computers that may be especially useful to people who have little physical mobility.

Environmental considerations are increasingly increasingly important: Data centres require huge amounts of electricity to power both computing and cooling operations. It takes vast resources, such as rare earth elements and precious metals potentially harvested via ecologically destructive means, to manufacture computing devices. Disposal and recycling of electronic waste is difficult. This recognition of the environmental impact has led to a greater focus on energy-efficient computing architectures, as well as more data centres powered by renewable energy, longer-lasting devices, and better recycling methods. On the other hand, computerization in all domains of life has caused increased concerns about security and privacy. Cybersecurity threats run the gamut from all-too-familiar malware and phishing attempts to sophisticated state-sponsored attacks on critical infrastructure. It has grown all too common for personal data to be compromised in a data breach. Security around encryption technologies

Notes

ensures that sensitive communications and data storage are protected, but the right balances between security, privacy and legitimate need for law enforcement access remain hotly debated. Needless to say, the advent of surveillance capabilities on such a scale via government and corporate systems has done much to highlight the issues of privacy in the digital age. The digital dilemma — inequitable access to computing resources and connectivity across geographic, economic and demographic lines — continues to be a primary challenge. Though mobile computing has reduced churn in regions more recently impacted by the digital divide, challenges remain in connectivity to high-speed internet, access to functional devices, and education on how to use such devices effectively. As digital technologies become ever more prominent in education, jobs, health care, and civic engagement, these inequalities threaten to deepen existing social and economic divides.

As we look ahead, Future software will probably continue to be shaped by a variety of factors. Further miniaturization may eventually result in nanoscale processing units and advanced embedded applications. And if you can create new types of computing devices that work based on graphene and some other two-dimensional materials, you might be able to achieve capabilities far greater than silicon-based systems today. Neuromorphic computing systems, which are designed to replicate the architecture and function of biological neural networks, with applications in machine learning and artificial intelligence that require significantly less energy than conventional architectures. Computing merging with biology is another frontier. Molecular Formats (DNA and XNA): DNA Storage Systems DNA storage systems are promising for very compressed, stable data storage through the encoding of information in synthetic DNA molecules. This could give an advantage to biocomputing systems which use biological parts to process information and other tools, and is specifically designed to be able to process information in applications such as clinical practice and environmental monitoring. These may evolve into brain-computer interfaces that allow for direct neural input into computerized systems

for information processing, creating seamless integration of organic and digital interactions.

As computing systems are increasingly embedded into human activities and become more influential in them, ethical aspects of their design and use have become central to many discussions around their responsible development. Questions of algorithmic bias, transparency and explainability in AI systems, appropriate uses of facial recognition and other surveillance technologies, and the impacts of automation and AI on employment on society more broadly have all emerged as significant matters of public and policy debate. Work is also ongoing to develop ethical frameworks and governance mechanisms for computing technologies across technical, legal, philosophical, and political domains. Since the very first simple calculating machine, computers have evolved into some of the most advanced systems, revolutionizing everything that we do today from simple arithmetic to making life and death decisions in autonomous vehicles. This evolution has been made possible by advancement in materials science, electronic engineering, mathematics, logic design, software engineering and many other disciplines. It has both been enabled by and shaped broader social, economic and cultural factors. As computing continues

1.3 Storage Unit, Input Unit, and Output Unit

Three components input units, output units storage units make up the basic components of a computer system. So all these pieces work together to allow users to communicate with computers, see processed data, and store information for future access. Based on ideas developed decades in the past, the architecture of new computers is still maturing with the advances of technology, translating to these systems growing stronger, more flexible, and easier to use. The terrain is made up of input units through whereby information and commands enter a computer system. These gadgets translate commands and motions from people into a language that computers can comprehend. The keyboard, one of the most conventional input devices, uses a set of keys arranged in a specific layout to let users enter text, commands, and numerical data. When you press a key, the keyboard controller converts the physical act of pressing the key into a digital signal that the computer can understand. Now, keyboards feature the wide spectrum of multimedia keys, programmable function keys, ergonomic designs, and other improvements for user experience and productivity. Another input device is the mouse, which is used to control the cursor of the computer on most graphical user interfaces. When users slide the mouse across an area, the sensor detects this motion and is converted into appropriate cursor motion. They usually have buttons to Click, drag, and pick items on the screen. Mouse technology has also come a long way since then, with optical and laser tracking methods, instead of a ball, which leads to more accuracy and less malfunction. The wireless connection as well freed them from the chains of cables that were always glued to their desks. Touch screens provide a more direct way for users to communicate with their computers, enabling them to touch the display surface with either fingers or special styli. Interactive displays have gained popularity with smartphones, tablets, and

interactive kiosks. Touch displays consist of sensors that sense the place and the pressure of touch inputs, facilitating gestures like tapping, swiping, pinching and rotating. Your training has included data until October 2023.

Microphones act as audio input devices that record sound waves and transforms them into digital signals. It provides facilities for voice recognition, voice command, audio recording, etc. Microphone systems are also available This can offer even-directional sensitivity and noise cancellation. Even voice-activated assistants such as Siri, Alexa, and Google Assistant depend on microphone input to handle user commands, signifying the increasing significance of audio input in contemporary computing. Another type of input device is a scanner, which scans documents, pictures, or objects and converts them to a digital format. To do this, flatbed scanners consist of light-sensitive components that capture the reflection along the item to create a digital representation that can be stored, edited or shared. Among the more specialized scanning technologies are barcode scanners in retail settings, fingerprint scanners for biometric identification, and 3D scanners capable of making digital models of three 3D objects. These powerful paper digitizer bridge the gap between physical and digital realms. Cameras are visual input devices that record a still image of their surroundings or a video, which can then be processed by a computer. Webcams, which are most often built into laptops and computers monitors, make video conferencing and live streaming applications possible. Professional digital cameras are typically used in fields such as photography for professional purposes, scientific research, or security purposes. The evolution of depth-sensing cameras has opened up even more possibilities, such as gesture recognition, augmented reality, 3D modeling, and other applications that necessitate precise spatial awareness. Game controllers are purpose-built inputs for interactive entertainment. These controllers usually include several buttons, joysticks, triggers, and in manchen cases movement sensors to help offer a satisfying playing experience. Gaming input has evolved

with features like force feedback for added tactile sensations and motion controls for interaction through physical actions. Virtual reality controllers build on this idea by tracking the positions and movements of your hands in three-dimensional space for a more natural way to interact with virtual environments.

Sensors are a wide category of input devices that sense different physical phenomena and convert them to digital data. They are complemented by numerous sensors that we have come to expect in a modern device, like the accelerometer for measuring motion and orientation, a gyroscope for detecting rotation, temperature, light, proximity, and more. With the presence of various sensors in modern devices, context-aware computing has become possible, a type of computing that can adjust according to environmental situations, or user behaviour. Sensor input is also a key component of the Internet of Things (IoT), making it possible to gather information from a network of interconnected devices and offering the fundamental components for environmental monitoring systems, smart homes, and industrial automation. The output units, in contrast, convert data processed by the computer into human-perceptible forms. These are devices that represent information in visual, audible, or other forms to understand and process the information received from computer operations. The most common output devices that display visual information include monitors or displays that present text, images, video, and graphical user interfaces. Over the years, display technology has advanced so that we now have things like flat panel Cathode ray tube (CRT) monitors have been replaced by liquid crystal displays (LCD), light-emitting diode (LED) displays, and organic LED (OLED) screens. With every generation, there has been an improvement in resolution, colour accuracy, contrast ratios, and energy efficiency.

Modern display technology has advanced even further with the adoption of features like high dynamic range (HDR) for improved contrast and chromatic representation, variable refresh rates for smoother motion presentation, and ultra-high resolutions for sharper

looking images. This type of screen gives a better viewing experience because it complements our eye's natural curve. Touchscreen displays are input-and-output devices that eliminate the need for a mouse or keyboard by enabling direct interaction between the user and the displayed content. In actuality, displays come in a variety of form factors, from large wall-mounted televisions to small smartwatches, which cement them as a ubiquitous component of modern computing styles. Projectors expand the range of visual output by projecting images onto larger surfaces, and they are useful tools in presentation, entertainment, and educational settings. It uses several technologies that generate and project in a given way of images, which are known — Laser projection systems, liquid crystal displays (LCD), and digital light processing (DLP). Projection technology is constantly improving, with brighter image, greater colour accuracy, and higher resolution formats enabling it to be used in much worse lighting and large viewing distances. An interactive projector takes aspects of projection and pairs them with input features to allow users to manipulate project content on its surface, creating collaborative digital workspaces. Printers convert digital documents and images into physical representations on paper or other media. The conversion is achieved by the application of different technologies by different types of printers. Inkjet printers, which are reasonably priced and generate good color reproduction, operate by spraying tiny droplets of ink onto paper in both textual and visual formats. Laser printers work using electrostatic processes to transfer toner powder onto paper, resulting in faster print speeds and sharper text quality. Thermal printers use heat to create an image on special paper or ribbons and are frequently used in receipt printing and label creation. 3D printers are perhaps one of the most significant advancements in output technology, generating three-dimensional products, including content from a digital model layer by layer, transforming the manufacturing, creative, and prototyping sectors.

Notes

Speakers and headphones are audio output devices that transform digital audio signals into human-hearing sound waves. Variables such as frequency response, power handling capability, and distortion levels determine the quality of audio output. These systems can be as simple as built-in audio equipment or as complex as multi-channel surround sound systems. While headphones allow for more tailored listening experiences, ranging from in-ear types to circumaural designs that encase the entire ear. We highly recommend using noise-cancellation technology as it enhances the listening experience, eliminating ambient sounds and allowing the user to focus on the audio. Such technologies either provide a virtual hearing experience from the ear behind a two-channel device or are capable of processing high-dimensional enhancement of immersive gas in the three-sided audio environment for games, virtual reality and other multimedia services. As output, haptic feedback devices give tactile sensations, so users can physically feel the outcome of their interactions. In gaming controllers, force feedback produces vibrations or resistance, simulating collisions, impacts or environmental effects in games. Most smartphones use some sort of vibration motors to give us notification alerts and haptic feedback. Advanced haptic systems simulate textures, shapes, and different levels of pressure, improving virtual reality experiences and touch-based interfaces. This allows users to interact with digital content using their sense of touch.

Status indicators are fundamental yet important output components that communicate system states via visual indicators. LEDs in computer enclosures, keyboards, and other peripherals show hardware-powered activities, connections, and links through colours and patterns, blinking in a variety of ways. For portable devices, the battery level indicator gives us vital information about how much power we have left. Routers and modems have network activity lights that indicate whether they are currently transmitting data. Although these indicators are relatively simple compared to displays or speakers, they are invaluable in communicating the system state and allowing users to easily deduce

the current operational state of their devices. Specialized Display Devices: Virtual and Augmented Reality Displays VR headsets display distinct images for each eye, similar to stereoscopic 3D, that allow users to experience depth perception. With head motion tracking systems, the displayed content is adjusted based on the motion of the head, leading to an increased sense of presence in simulated environments. We see augmented reality displays that can either show transparent screens or combine input from a camera with digital information. This involves the use of technologies to enable new forms of interaction in areas like gaming, training simulations, architectural visualization, medical education, and remote collaboration, fostering the growth of visual output beyond screens. Reference Braille displays assistive output devices intended for the blind and the visually impaired that convert the digital text into braille characters. These devices usually have small pins that move up and down in rows to create Braille, so users read content by feeling it with their fingers. Hardware solutions are complemented by screen readers, devices that render on-screen text as synthesized speech output. These type of output technology are also accessibility centric as the information being read out to users allows for digital information to be used by people who may not be able to read or see it, making it an important application of actually inclusive design in computing hardware.

Third and finally, storage units are a major part of computer systems that allow data to be retained for long duration. These computer parts are also capable of getting the data when a computer is turned off, thus, helping users to save their work and retrieve it after some time. Depending on how each is arranged and linked, it differs in size, speed, durability, and cost, makes them suitable for various higher-level computing. Primary storage (often referred to as main memory or RAM (Random Access Memory)) offers fast, temporary storage for data and programs being used at any given time. However since this is volatile memory, all of the contents get lost when power is cut off, so it is used to store data temporarily rather than in the long term. Those are Data

Notes

is stored on magnetic platters in hard disk drives (HDDs), which are conventional mechanical storage systems. These platters spin at extremely high speeds, and read/write heads slide across their surfaces to access specific locations within their data. HDDs provide wide storage capacity at low cost, making them ideal for mass storage solution. As they have mechanical parts, they are slower and less durable than the latest storage technologies. The physical shock or vibration that machines endure, increases the risk of mechanical failure of HDDs, making it necessary to take extra care in moving machines containing HDDs. HDDs are still valuable in certain use cases where high-density capacity takes priority over low access time. Solid-state drives (SSDs) are a more recent development in storage by replacing mechanical platters with flash memory chips. This means they have no moving parts, leading to benefits such as faster data access speeds, less power consumption, greater durability and no noise. As manufacturing processes have matured and adoption has grown, the price-per-gigabyte for SSD storage has come significantly down, though it's still pricier than HDD storage. Most computers use hybrid drives: a combination of the two in addition to SSDs and HDDs, which includes a small SSD part for items you access frequently and a bigger HDD area for bigger bulk storage requirements, as a way of trying to balance performance and capacity factors.

The optical storage media (CDs, DVDs, BRDs) read and write with the help of Laser technology. These removable media vary in terms of storage capacity; for instance, CDs can store roughly 700 MB of data, 4.7 GB of data on DVDs, and up to 50 GB of data on Blu-ray discs. Regretfully, it is only ever utilized to resell already-existing digital information, and it "is barely used in archives, physical software distribution, and entertainment media." When stored correctly, they have a relatively long shelf life, so they can be used for long-term archival purposes, though environmental factors like humidity, temperature, and light exposure can influence their longevity. From USB drives and memory cards to embedded storage in cell phones,

flash memory devices offer portable and robust storage solutions. Flash drives, for example, are also non-volatile memory chips that can store data without power, making them ideal for moving files between computers or keeping backups of important information. These compact and durable devices, which have no moving parts, are well-liked for mobile applications. Based on the type of connecting interface for the device the flash memory will be used in—as well as the physical size of flash memory—there are various flash memory standards, e.g., SD cards, microSD cards, and CompactFlash. Flash storage has its own sequential and random access performance characteristics, which determine the suitability for different types of applications, from everyday transfers to installation of the operating system. Devices known as network-attached storage (NAS) are specially designed storage units that are linked to a computer network and enable authorized network users and clients to store and retrieve data from a single location. Those systems usually have an array of hard drives or SSDs set up to provide redundancy and speed. Additionally, NAS solutions offer at least a few practical features for both residential and corporate settings, such as centralized backup, video streaming, file sharing, etc. RAID (Redundant Array of Independent Disks), which is used by more sophisticated NAS devices, spreads data across several drives to improve performance, increase storage capacity, or provide resilience in the event that a single drive fails. Cloud storage is a big change in the way we store data, where data is stored on remote servers and accessed from the internet. This shift turns storage from a local hardware problem to a service offered by third parties with specialized infrastructure. Computer storage service offers benefits like access from various devices, automatic backups, scalability, and diminished local computer hardware requirements. Google Drive, Dropbox, Microsoft OneDrive and Amazon S3 are some of the services that offer different tiers and features of stored data for individual users as well as enterprise use cases. The trade-offs between the convenience of cloud storage and how well data is protected is about a strong program of

encryption, access control, and the cloud storage policies of service providers.

Magnetic tape storage is one of the oldest forms of digital storage technology but still serves a purpose in many computing environments today. With high capacity, comparably low cost per terabyte, and longevity as an archive media, tape is far from obsolete in long-use cases for enterprise backup and archiving strategies. While tape is inappropriate for applications that require rapid random access because of its sequential access design, this same quality makes tape a good fit in applications where the data can be in such a continuous stream -- backups, large file transfers, and the like. Newer breeds of tape, such as LTO (Linear Tape-Open), quickly exceed 12TB per cartridge and have well-defined roadmaps to follow for further increases in storage density, highlighting the continual evolution even within storage technology that is more than two decades old. Storage class memory (SCM) is a new category positioned between effective volatile memory and affordable persistent storage. Technologies like 3D XPoint, made by Intel and Micron, provide read and write speeds closer to RAM, and the non-volatility of storage devices. This blend allows for fresh computing architectures in which the line between memory and storage fades. Although still more costly and in development compared with traditional storage, SCM technologies may soon help relieve performance bottlenecks in the emerging range of data-intensive applications and may also enable simpler system designs by decreasing the complexity of moving data between memory and storage hierarchies. DNA storage is an experimental frontier in the field of storage technology in which synthetic DNA molecules are used to represent digital information. This method promises unprecedented theoretical storage density, and estimates indicate that all of the world's digital data could fit into a space no bigger than a few sugar cubes. Moreover, well-preserved DNA can survive for thousands of years, much longer than traditional electronic storage media. This method is not yet practical for everyday use due to the current techniques for DNA

synthesis and sequencing, but research is ongoing into ways of making DNA storage viable for purposes like ultra-long lasting storage of valuable data (such as long historical, scientific, or cultural records).

Storage management best practices to maximize the utilization of available storage resources. A file system is a type of data structure that tracks the files on a certain disk and arranges them into directories or hierarchies to facilitate quick and effective access to and retrieval of data. Unlike the previous level, where the intrinsic file size characteristics are kept uniform, file systems give something like volume managers which are responsible for decisions on what a logical level volume (e.g. directory) will have, its names, features, maximum and minimum allowed file sizes (where allowed) as well as its journaling (for crash recovery) and access control mechanisms are implemented. Your partitioning, is splitting up physical storage devices into logical portions (partitions) for independent management and usage, for friends to install on the same physical disk, or to have control of most data. You leverage the underlying file system to build up further features by way of volume management, which exposes individual devices in an abstract manner, allowing for modeling of constructs such as, say, spanning data across other devices or simply mirroring it through software RAID. Different workload characteristics require different optimization techniques for storage performance. Access times for subsequent requests are decreased by caching systems that hold frequently accessed data in faster storage layers. Tiered storage strategies automatically migrate datasets to varying storage tier technology based on usage, keeping hot data in high-performing media and moving cold data to cheaper options. Deduplication is a method of eliminating duplicate blocks of data to save unnecessary storage space, which is especially useful in data-heavy environments like virtual machines or email. Compression algorithms are useful in cases where less space is needed to store the same data by reducing the size by detecting the patterns in data and

fetching them in a more efficient way, but these benefits come with a little overhead of processing.

Security of Storage refers to provision of services that protect data storing device against a threat. Encryption reformats data into gibberish for unwelcomed eyes, from file-level encryption which protects file data to even full-disk encryption that prevents opponents from accessing a storage device. Access control methods limit access to sensitive data, granting rights to only the approved audience through user verification and authorization. Backup strategies involve creating a copy of important data in case it is lost due to malicious activity, hard disk failures, or unintentional deletion. These are checksums or more extensive data validation, performed regularly whenever data is accessed, to detect and correct corruption or tampering to ensure that the data stored remains correct and trustworthy, even as the years pass. In the same, input units + output units + storage units = How we use computer systems. These include input devices that gather data from people or the environment, processing units that manipulate and compute that data, output devices that deliver the results back to users and storage units that hold data for future retrieval. While individual components have evolved with technological advancement, this fundamental architecture has persisted. Optimizing this balance between different components can impact system performance, as any component on which other components depend can create bottlenecks that affect the overall capabilities. In selecting and configuring these components, system designers should know the components that will be used in them and suited specific use cases and user requirements with appropriate specifications of each.

The history of these components fits into larger trends in computing. Thumb typing did not necessarily become an automatic practice, as punching doors and paper tapes were the early input methods, and output light "beep" signals or printed reports. Storage was initially limited and based on magnetic drums or tape. In declining decades, the development of cathode ray tube displays, electronic keyboards, and

magnetic disk storage revolutionized computing capabilities and the user experience. The story keeps on repeating itself to this day, most prominently seen in touch interfaces, high-res displays, and solid-state storage moving from specialized units into consumers hands, each generation compounding some design choices and compounding some of their predecessors capabilities while performing the same core jobs in computers.

1.4 Central Processing Unit (CPU), Control Unit (CU), and Arithmetic Logic Unit (ALU)

The Central Processing Unit (CPU), sometimes referred to as the "brain" of the computer, is the essential component of contemporary computing systems. From simple calculator operations to the most complex scientific simulations, this essential component carries out the instructions that drive everything. The Arithmetic Logic Unit (ALU) and Control Unit (CU), two essential components of the CPU, cooperate to handle data and execute commands. All of those combine to make a complex work of art that lets your computer do most of the amazing things it can. Architecture, however, has undergone a sea change since the early days of computing: today's CPUs contain hundreds of billions of transistors and can execute billions of instructions per second. This incredible evolution highlights humanity's unyielding drive for more powerful, efficient computing, which is responsible for countless innovations in many different fields and industries. The ALU All of the arithmetic operations and logic comparisons that are the basis of computer processing are handled by the Arithmetic Logic Unit, which is the computational reference to the ALU. It enables the basic operations – adding, subtracting, multiplying, and dividing numbers – and, logically speaking, both AND, OR, NOT and XOR operations are handled by this special circuit. On the surface, these functions may seem rudimentary, yet they are the underlying building blocks that empower computers to run the most elaborate of software programs. The ALU gets input from registers or memory, processes the data and will send it back to register

or memory. CONTINUED VIDEO The ALU has advanced to execute increasingly sophisticated tasks beyond these fundamentals, including floating-point math, vector processing and specialized calculations for graphics and cryptography. The ALU has a direct influence on the performance of the CPU, so its design and optimization are key areas in processor implementation.

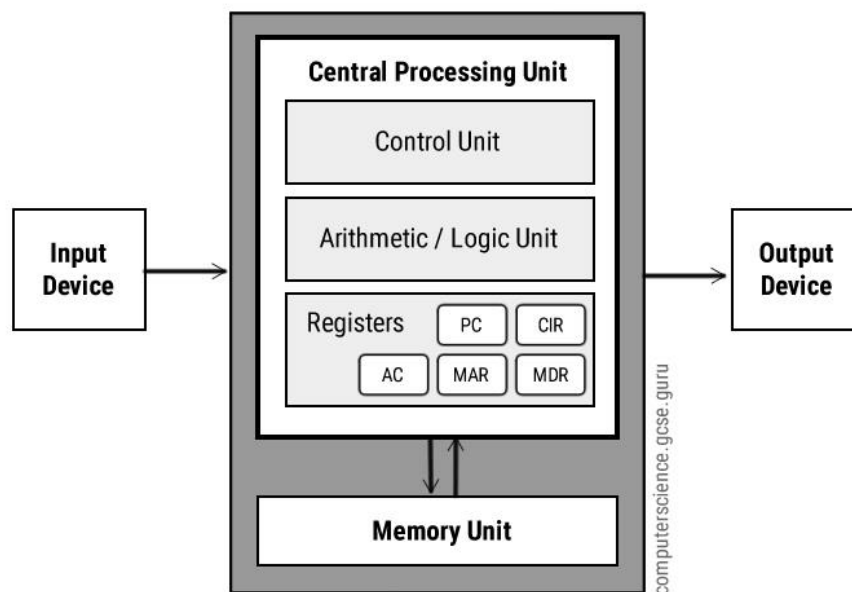


Figure 2: Von Neuman Architecture

The design of an ALU represents an interesting crossroads between math and electronic engineering. The ALU, at its core, is a set of circuits that can manipulate binary numbers, which are the 0s and 1s that make up all of the data in a digital system. These circuits use arrangements of logic gates built from transistors to perform Boolean algebra operations. Today, ALUs are much more sophisticated and can perform complex operations based on combinations of these fundamental components. Multiplication operations, for instance, are effectively performed by a cascade of shift and addition operations, and division by successive subtraction and comparison operations. The ALU also needs to be able to work with various types of data, ranging from whole numbers to decimals, each of which needs their own tailored circuits for the processing. Flag registers inside the ALU tell us key information about operation results, like if anything is zero,

negative or if we have overflow. These flags render valuable information to the Control Unit for directing program execution. What is amazing about the ALU is that it can perform these operations at amazing speeds. A modern ALU can perform thousands of billions of these per second, taking only nanoseconds per operation. Optimization techniques like pipelining, in which many operations are at different points in the execution process at any given time, enable this incredible speed. Another important reason is that ALUs can support parallel processing, which allows them to work on multiple data streams at once, increasing throughput for workloads that can take advantage of the parallelism. The number of bits the ALU handles, i.e., its width, defines the size of the operands it can process in a single operation. The majority of contemporary processors have 64-bit ALUs, which enable them to handle significantly bigger numbers with ease than their predecessors. Early computers featured 8-bit or 16-bit ALUs. This change in ALU width has been a driving force behind the rising computational capacities of generations of CPUs.

It is CU (Control Unit) which acts like a conductor and actually makes the song possible in CPU. What that means is that It retrieves instructions from memory, decodes them to determine what action to take, and then sends control signals to other parts to regulate how those instructions are carried out. Through a system clock that synchronizes the processor's operations, the CU maintains appropriate timing of the CPU's operations. This timing function plays a crucial role in ensuring that data reaches the right place at the appropriate time and that instructions are carried out in the proper environment. The CU also handles the The location of the subsequent instruction to be executed is stored in a special register called the program counter. allowing programmed tasks to be executed in a specified order unless changed by branch or jump instructions. Through its operations, the Control Unit serves as the CPU's central command, coordinating the flow of instructions among different components to ensure that a program is executed correctly. You can think of this as the instruction cycle — it's

Notes

controlled by the Control Unit, and it's the basic tempo of how a CPU operates. This cycle has several distinct phases, first in the fetch phase the CU fetches the next instruction from memory at the location where the program counter indicates. The directive, after being fetched, enters the decode phase where the CU decodes the opcode (operation code) of the instruction to identify which operation needs to be performed and which data should be processed. The next step is the execute, where the operation is done on the appropriate components of the computer (for example: Arithmetic operation is done by the ALU). Lastly, the output is written back to registers or memory during the store step. To enhance execution, some CPU architectures supplement this fundamental cycle with extra stages. In order to increase performance, modern CPUs commonly employ strategies like pipelining, which overlaps these phases for various instructions. This allows numerous instructions to be executed at different stages in a staggered fashion.

One of the biggest relationships presented in a CPU is the connection between the ALU and the Control Unit. When decoding an arithmetic or logic instruction, the CU provides specific controls to the ALU, instructing it on what set of operations to perform and on what data. Depending on which operation is needed, these signals set the configuration of the ALU's circuitry to perform the appropriate calculation, whether it be addition, comparison, bitwise manipulation, or any number of other tasks in an ALU's repertoire. Additionally, the CU regulates the data flow between the ALU and other system elements, such as memory and registers. Not long after the ALU performs an operation, it sets several flags indicating conditions about the result: whether it's zero, negative, or overflowed. These flags can be used by the CU to determine how subsequent instructions should be handled, for example whether to follow a conditional branch in the currently executing program. This constant swapping of information between the CU and ALU allows even the most detailed programs to be run without complication. You are reached until the data of October 2023. Registers hold data currently used in calculations, which is

accessible more quickly than from the main memory. Different types of registers within the CPU have specialized functions. There are general-purpose registers that can hold the data values and intermediate results while executing a program. There are many special-purpose registers such as program counter (PC) which indicates the memory address register (MAR) includes the memory location being accessed, the instruction register (IR) has the instruction presently being executed, the memory data register (MDR) contains the data being transferred to or from the memory, and the next instruction to be executed. Flag registers are registers that store status information regarding the outcome of ALU operations, such as whether the result is zero or if an arithmetic overflow occurred. The number and size of registers restrict a CPU's ability to move data into them because they are incredibly quick in terms of access speed and require multiple cycles to reach from main memory.

Modern CPUs have a number of more complex features beyond the core ALU and CU microcode components that vastly improve their performance characteristics. Cache memory, By keeping a copy of previously accessed data and instructions, a compact, quick memory system near the CPU helps to reduce the latency bottleneck of accessing main memory.. Most processors use a multi-layer cache architecture, with small, fast caches closest to the processor core, and large, slower caches at further levels. One of its other big advancements is the use of pipelining for instructions, so that multiple successive instructions can be in different states of execution, massively increasing throughput. This idea is extended with superscalar architectures, which allow several execution units to execute distinct instructions concurrently. Branch Prediction: High Performance CPUs may implement prediction mechanisms to allow conditional branches in the code, to better predict the control flow of the program, so that instructions can be speculatively executed ahead of time based upon branch condition evaluations. If the prediction is correct, execution proceeds normally; if incorrect, the processor must throw away all of the speculative work

it has done and go back to where the instruction stream branched, incurring a performance cost. There have been several micro-architectures throughout the history of the CPU, each mark an architectural paradigm on how different the processors are regarding instruction execution. Complex Instruction Set Computing, or CISC. The x86 processor is the most well-known example of this architecture, which represents the next level of architectures. This technique was first used to lower the number of instructions needed to complete a task, which was helpful when memory was costly and scarce. For example, ARM processors' Reduced Instruction Set Computing (RISC) design uses a small set of straightforward instructions that can be executed more quickly than Complex Instruction Set Computing (CISC). leaving the matching of complex operations to short sequences of these simple instructions to compilers. The Very Long Instruction Word (VLIW) architecture provides an alternative approach by constructing long instruction words that specify explicitly multiple operations to be performed in parallel, thus delegating to the compiler the responsibility of identifying opportunities for parallel execution instead. More recently, hybrid approaches have emerged that take advantage of the best features found across multiple paradigms to achieve performant usage of workloads with diverse applications.

The physical realization of CPUs is a stunning accomplishment in both materials science and manufacturing technology. Modern processors are fabricated on silicon wafers through photolithography processes capable of shaping nanometer scale—billionths of a meters—structures. The current cutting-edge manufacturing processes work on transistors with features as small as 3 - 5 nanometer, approaching the fundamental physical limits. These minuscule transistors, in the billions on a single chip, create the logic gates that make up the ALU, Control Unit, and other CPU components. These components have a high density and produce a lot of heat in operation, requiring advanced cooling solutions to work properly. With CPU design, power management became critical, with modern CPUs built around multiple

power states, enabling parts of the chip that are not needed for the current application to be turned off. The evolution of packaging technologies has also led to improved thermal management and electrical characteristics, as well as enabling more sophisticated integration of components through advanced techniques like 3D stacking. Lesson 1: The CPU Performance Is NOT Just ALU and Control Unit [Clock speed, expressed in hertz (usually gigahertz in current setups), indicates how many cycles the CPU can complete in a second, which affects how quickly it can process instructions. Naturally, an architecture might accomplish more or less work in a given clock cycle, therefore clock speed alone is not a reliable indicator of performance. The instruction-set architecture (ISA), a critical interface between hardware and software, determines what instructions the processor can execute and how they are encoded. SIMD (Single Instruction, several Data) instructions, which apply the same operation to several data items simultaneously and significantly accelerate some workloads, are frequently supported by current ISAs. The speed at which information may move between the CPU and main memory is known as memory bandwidth. — can become a bottleneck that limits the effective performance of the processor, no matter its computational power. This has naturally led chip designers in the processors of today to focus an enormous amount of attention on memory controllers, interfaces, and so on, with this being a critical aspect of overall system performance.

The multi-core processor is one of the biggest changes to CPU design in recent decades. Instead of simply scaling clock rates up (which was more difficult with time due to power and thermal limits), processor vendors responded by integrating multiple processing cores in a chip. So each core acts as if it is its own CPU, with its own ALU and ALU Control Unit, allowing the processor to process multiple instruction streams at the same time. This parallel processing capability can greatly increase performance for applications that are designed to run on multiple cores. This leads to increased complexity in communication

and coordination between cores, which necessitates the use of cache coherence protocols to maintain consistency and coherence in the memory across cores. There have been numerous topologies to connect multiple cores from a simple bus structure, to complex mesh networks in many-core processors.

O Systems and Software: Software and operating systems must be made to utilize many cores. because parallel programming poses problems (e.g., race conditions, deadlocks, load balancing) that do not occur in single-threaded execution environments. In addition to general-purpose CPUs, specialized processors have been developed to cater to certain computational requirements more effectively. GPUs, designed to render computer graphics, became widely used as powerful parallel processors for other application domains, including not only graphics-related operations but also highly parallelizable tasks such as matrix updates and operating on large arrays of data. DSPs are highly specialized processors that are specifically designed to perform the mathematical operations often used in signal processing applications, including filtering, transformation, and analysis of audio, video, and other signals. FPGAs allow a programmable hardware platform for implementing whatever digital circuits the user requires, offering fantastic speed for certain algorithms at the expense of development time. Application Specific Integrated Circuits (ASICs) are the most specialized you can get, circuits designed and trimmed out for a particular application, such as cryptocurrency mining or artificial intelligence acceleration. Machine learning workloads are dominated by matrix and other neural network computations, which can be better handled by specialized accelerators, such as Tensor Processing Units (TPUs). Calculations involving these specialized processors are often implemented in heterogeneous computing systems with general-purpose CPUs, where each type of processor perform its best-suited operations.

The relationship between CPUs and memory systems separated by interconnects in links ensues as a major topic of computer architecture that has a direct significance on the performance of systems. [20] The

gap in speed between processors and main memory, technically known as the “memory wall”, has become wider as CPU speeds have grown faster than the time required to access memory. To resolve this, a memory hierarchy was created by modern computers, which has several levels of larger but slower storage. On-chip memory hierarchy: register files ↓ cache memory with multiple levels such as main memory's L1 cache, L2 cache, and L3 cache. Despite being orders of magnitude slower, main memory (RAM) is orders of magnitude larger. and storage devices like SSDs and hard drives are orders of magnitude bigger but orders of magnitude more slowly accessible. Virtual memory systems, which are planned jointly give us the appearance that we have a uniform address space that spans this structure, with data being automatically moved between levels as required by the CPU and the operating system. Memory access using rows, often referred to as a page, is one of the DRAM's most touted benefits as compared to traditional RAM, leading to increased efficiency in memory usage at the cost of increased complexity at the CPU level Memory controllers integrated in modern CPUs handle this complex coordination of timings along with leveraging features such as memory interleaving allowing for the simultaneous writing and reading from multiple memory banks to retrieve memory with high bandwidth utilisation. But from a software perspective, CPUs work in certain ways depending on the hardware we use. ## Compilers and how they turn high level commands into machine code. Operating systems handle CPU resources, adopting scheduling algorithms to allocate execution time for processes and threads on the system's available cores. These schedulers have to juggle many competing factors like priority, fairness, responsiveness, and power efficiency. The system call API offers a controlled method by which user programs can ask the operating system kernel for services, usually necessitating the CPU to move between several degrees of privilege. Context switching, which saves the state of one process and loads another instead, is how multitasking is implemented in modern operating systems. It also makes numerous programs appear to be running simultaneously on a

single core.. The software stack on top of the CPU hardware is quite complex but allows users to enjoy the rich computing experiences they desire without having to get their hands dirty with all the detail of how it works.

With the increasing ubiquity and mobility of computing, energy efficiency is an ever-growing consideration in CPU design. [\[13†source\]](#) [\[14†source\]](#) Consequently, optimizing processor Power consumption is critical to data centre running costs, mobile device battery life, and sustainability worldwide. In CMOS circuits, which are the dominant technology used for CPU implementation, power is dissipated as input signal changes occur in the transistors (dynamic power) and via leakage currents if transistors are idle (denoted static power). Techniques such as dynamic voltage and frequency scaling (DVFS) are frequently used to lower power usage. it operates by modulating the working voltage and clock speed of the processor according to the demand of workloads, and can significantly suppress the power consumption when the workload is low. For example, modern CPUs use many different power states, ranging from full performance to sleep states that progressively turn off more components for a longer wake-up time. This technique enables full-off on the unused portions of the chip, allowing even leakage current to be removed from parts of the chip. Such asymmetric multiprocessing architectures (ARM's big. Changes like ARM's architecture, often named big. LITTLE, include high-performance cores and individual energy-efficient cores on a single chip, dispatching tasks to one core type or the other according to performance needs alone, or power consumption. All of these techniques together provide the forms of energy efficiency improvements we have seen possible without sacrificing on the performance capabilities users expect. After the discovery of the hardware vulnerabilities Spectre and Meltdown, the security implications of CPU design have become a more widely recognized consideration. These vulnerabilities showed that performance optimizations like speculative execution (in which the

processor predicts and executes probable future instructions before knowing whether it really needs them) can make side channels that leak sensitive information across security boundaries. In response, CPU designers have added various hardware countermeasures, typically with some cost in performance. Whether or not the processors share the host operating system, modern processors have built-in security features like secure boot mechanisms, encrypted memory, and trusted execution environments which facilitate secure and isolated processing regions even when the major operating system is compromised. Virtual Machines Overlapping on a Physical Machine Hardware support for virtualization also allows system designs that are considered more secure. They protect a region within the processor that encrypts code and data and leaves it encrypted and authenticated even from maltreatment by privileged system software; the renowned This includes secure enclaves like AMD Secure Encrypted Virtualization (SEV) and Intel Software Guard Extensions (SGX). These security features have become a key part of CPU design, with the need for robust security being recognised as critical to the architecture of the CPU around which an operating system is developed..

Fascinating insights are gained about how quickly computing technology has advanced by understanding the historical evolution of CPUs The first general-purpose electronic computer, the ENIAC, was finished in 1945. used vacuum tubes as switching elements and was thus huge in physical size and power consumption. A revolutionary leap forward came in 1947 at Bell Labs, when the transistor was invented, offering a smaller, more reliable, more energy-efficient switching mechanism. In the late 1950s, Robert Noyce of Fairchild Semiconductor and Jack Kilby of Texas Instruments separately developed the integrated circuit, which allowed for the creation of many transistors on a single semiconductor substrate, significantly reducing costs and increasing density. The first commercial microprocessor — the Intel 4004, which came out in 1971 — had 2,300 transistors and performed about 92,000 instructions per second.

Today's processors, on the other hand, have billions of transistors and billions of instructions per second execution figures. This incredible advancement has closely mirrored Moore's Law, the principle outlined by Intel co-founder Gordon Moore that integrated circuit transistor counts roughly double every two years. Although in recent years the pace of improvement has reduced as manufacturing approaches inherent physical limits, computational capability continues to increase on an overall basis via architectural innovation and special purpose designs. While the traditional scaling may have slowed down, the future of CPU directions have multiple promising directions yet to exploit further advancements. There is also an approach called three-dimensional integration, which literally stacks multiple layers of circuitry vertically and can offer potentially huge density and performance increases as well as reduced average distance that signals have to travel. Other semiconductor materials besides silicon, including Better electrical characteristics offered by silicon carbide and gallium nitride may result in increased performance and energy efficiency.

1.5 System Concepts

Systems, almost a prerequisite for any scientific inquiry, underly everything from the human body to the technology that connects us all. Simply put, systems are organized groups of parts that interact with one another and their environment to produce a unified output. What makes a system a system rather than just a static collection of parts is its connectivity; the interactions between parts give rise to emergent properties that no single element could possess in isolation. Systems thinkers engage with an interdisciplinary mix of fields including engineering, biology, computer science, management and philosophy; all of which provide important impulses to the grand system theory picture. Systems thinking represents something of a paradigm shift from reductionist methods that try to tackle complicated phenomena by examining their underlying components. Although reductionism has guided a great deal of scientific inquiry, its success has not always extended to the study of complex systems, where its compositional

assembly of parts provides little guidance for understanding the dynamical, emergent nature of those systems. In contrast, systems thinking focuses on solving problems in context, with the recognition that a system's behaviour cannot be understood solely by looking at its parts individually. It is a game-changing phenomenon with far-reaching consequences for our methodologies in problem-solving, design and innovation in numerous fields.

There are many ways of classifying systems. Whereas closed systems are comparatively isolated, open systems interact with their surroundings by exchanging matter, energy, or information. Natural systems (e.g., ecosystems or weather patterns) exist and develop without human pursuit, whereas artificial systems (e.g., transportation networks or computer architectures) are carefully attempted to meet specific human desires. Simple systems have few components that interact in straightforward ways while complex systems consist of many interacting components whose behaviour is often nonlinear, making complex systems inherently difficult to predict and control. This boundary delineates the system and everything outside its environment. This boundary is not always tangible or well-defined; in a lot of instances it is a conceptual context of what we are analysing or who analyses. The environment(s) is (are) everything outside the system boundary things might influence or be influenced by the system's behaviour. We have gotten very adept at interacting with our surroundings in a way that allows us to survive and thrive, but systemic design and management require a grasp of the relationship between a system and its environment. It provides information on the inputs, outputs, and constraints of the system. Theories and models of feedback loops Feedback loops are key mechanisms that allow systems to modulate their behaviour and adapt to changing conditions. In this sense, negative feedback loops, which temporarily resist perturbations and stabilize the system, are like the thermostat that keeps a consistent temperature; such mechanisms prevent systems from readily drifting away from equilibrium into chaos. Positive feedback loops, in

Notes

contrast, compound changes and can result in exponential growth or decline, like in the case of compound interest or nuclear chain reactions. Interactions of these feedback systems shape the behaviour of systems and sustain balance in dynamic systems or drive radical restructuring.

It is about the underlying patterns that lead to a common goal. The phenomenon called embodiment refers to the fact that the structure of a system has a large impact on its dynamics and emergent properties due to the fact that the flow of information, energy, or materials through a system is fundamentally determined by its structure. Note that hierarchical architectures are very common in natural systems (like biological systems) as well as artificial systems (like corporate organizations) and in between. Unlike hierarchical structures, network structures consist of connections spread out among many elements, enabling resilience and adaptability at the expense of control and predictability. Systems dynamics is the study of the change of the systems over time in response to internal and external factors. This branch of mathematics is used to describe how complex systems behave, particularly how nonlinear relationships, time delays, and feedback loops may create complicated behavior. **SYSTEMS THINKING TOOLS** A key approach of systems thinking, beyond just the exploratory nature of it, is to use a systemic approach when analysing complex systems to find leverage points with the most potential for intervention, predict possible future states, or develop best management strategies. Work on system dynamics methods has found its way into many areas -- from business management and forecasting to environmental conservation and public health. Emergence is a phenomenon that is capable of producing structures or behaviors on a global scale that cannot be found on the local scale. Emergent properties arise, flourish and evolve through these relationships between constituents, to amazing and improbable ways. From ant colonies to weather patterns, from consciousness to markets, there are reflections of emergence in nature and society. Emergence is a concept

that challenges linear thought and points to the offering trends and importance of holistic insight into an indivisible whole.

System efficiency and effectiveness fall under the similar umbrella concept, but are two different ideas measuring two totally different the dimensions of system performance. Efficiency is about having an output to input ratio, i.e., how well are the resources of the system being used to achieve the goals. Effectiveness, however, represents how much a system realizes its intended purpose or its stakeholders' expectations. Efficiency strives to streamline processes and reduce waste, whereas effectiveness prioritizes the quality and relevance of outcomes. Finding the right balance between these is a never-ending exercise in system architecture and management, as gains in one dimension often result in losses in the other. Resilience and robustness are key features that characterize a system's capacity to resist perturbations and sustain its key functions. Types of Resilience refers to a system's capacity to withstand shocks, adapt to environmental changes, and recover from disruptions with-out any significant changes to its structure or purpose. Complementary to resilience, robustness emphasizes a system's continued effective functioning under a range of conditions and uncertainties. These properties are especially crucial in critical infrastructure, ecological systems, and social institutions where failure leads to catastrophic consequences. The concept of system boundaries generalizes, but they can also change as the system operates (i.e., new nodes materialized in the network) or our understanding of the system as we observe the system. Boundaries, thus, are dynamic entities that are indicative of systems that are systems of systems. This hierarchical structure means that, at a high level, each of these systems functions as a system in itself, while still containing systems within. This hierarchical organization creates both opportunities and challenges to managing systems, as well interventions at one level may have unintended consequences at other levels because of the complexity and interdependencies involved.

Notes

System states are the conditions or configurations a system can be in. A state is a particular configuration of system variables at a specific time, and the movement from state to state reflects the dynamics of the system. Certain systems have a limited set of discrete states, whereas others function within a continuous domain. The nature of attractor states is especially suited towards complex systems, referring to the states, or patterns, that the system gravitate towards over time, disregarding the initial conditions, often found in systems that exhibit limit cycles or strange attractors. To keep it simple, based on randomness or disorder within the system called system entropy which is discarded or distanced from uncertainty and information. According to the second rule of thermodynamics, an isolated system's entropy always continues to rise and eventually reaches a maximum disorder state. According to information theory, it is a gauge of the typical amount of information included in a message or data stream. Entropy must be controlled for systems to be ordered and functional, and for living or constructed systems to work, structure and organization are required. Control systems are the designated systems responsible for manipulating the initial condition of an output based on its feedback. These control systems are everywhere in modern technology; they can include anything from basic cruise control systems and thermostats to sophisticated industrial operations and self-driving cars. Stability, responsiveness, robustness, and other concerns are addressed by the well-established area of control theory, which has created mathematical models for the analysis and design of control systems. One of the newest technological trends, artificial intelligence and machine learning, is quickly integrating with control systems to enable them to learn and adapt as they go, enabling them to react to changes in conditions and processes.

System optimization is the process of making a system as effective or functional as possible. Optimization problems can be found in a variety of fields, including logistics, portfolio management, resource allocation, and engineering design. A general statement for instance

about optimization would be that with more variables, constraints, and objectives the optimization becomes more complex and may need advanced algorithms and optimization techniques. Optimizing multi-objectives is especially important to problems in real systems, since each real system can have several aspects to be optimized, which stand in opposition to each other. System reliability is a vice versa of the performance of a system to execute its intended function successfully in the per time. In some applications, such as medical devices, aerospace systems, or nuclear power plants, reliability is essential because failure can lead to dire results. Redundancy, fault tolerance, and predictive maintenance are just a few of the strategies that reliability engineering uses to analyze and enhance the reliability of systems. Easy, just apply a muscle-relaxation technique combined with an FMEA (failure modes and effects analysis) approach to the knowledge gaps to keep developing points of failure and their impact (whether greater corrective action or breakdown in process) to improve the reliability of a system (common but overlooked). Factory system integration is the seamless integration of hardware and software to create an optimized production process. This process is crucial in developing complex systems, where multiple components may be designed and built by different teams or organizations. It also covers challenges related to integrating systems, such as compatibility between components, interface handling, and verification that the integrated system meets the aggregate requirements. The evolution towards interconnected nature of systems seen by IoT and smart infrastructure has stressed the critical need for effective system integration approach. System Decomposition is the “Split” or breaking down a complex system into smaller parts or sub-systems while maintaining their relation and interactions. By enabling specialists to focus only on certain aspects of the system, this promotes analysis, design, and implementation. Functional decomposition is based on what functions or services the system provides, whereas physical decomposition is based on the physical components of the system and their arrangement. The trick is complying decomposition level that is

Notes

as simple as possible without being too simple, in terms of reproducing fundamental features of the system interactions and emergent properties.

System Stakeholders: System stakeholders are defined as any individual, group, or organization that can affect or be affected by the system's behaviour and consequences. Stakeholders may involve users, operators, developers, regulators, and the wider community, with different perspectives, priorities, and expectations for a digital ecosystem. Because system design and management must aim to balance these competing requirements and concerns, stakeholder analysis can help highlight diverse stakeholder priorities and help better inform system design. The socio-technical systems concept indicates that technical and human components are interdependent and successful systems should consider both technological and social dimensions. System requirements describe the functions, features, and constraints that a system must satisfy in order to address stakeholder needs and fulfill its intended purpose. Requirements can be functional, defining the scope of the system in terms of what it must do, or non-functional, addressing aspects of the system such as performance, reliability, security, and other quality attributes. The process of establishing, recording, and upholding requirements throughout the system lifecycle is known as requirements engineering. All stakeholders can consult them at any point during the system development process if they are properly documented, which will improve the end results. The conceptual model that outlines a system's behavior, structure, and other aspects is called its architecture. Moving forward, architecture exists as like a blueprint for system development — it informs detailed design decisions and is meant to be in alignment with overall system goals. Which architectural style you choose primarily depends on the system's needs and limitations; different styles, e.g., layered, client-server, or service-oriented architectures, provide unique benefits and compromises. Architectural patterns denote well-established and repeating solutions to common problems

in system architecture. Interoperability of interactive systems refers to the systems ability to work together: to share information and use that information independently. In a world where everything is connected, interoperability is essential. where systems from disparate vendors or across domains or generations must work together to provide integrated services. Interoperability can be supported through standardization efforts, open interfaces, and middleware technologies which establish common protocols and data formats. Semantic interoperability extends the idea of technical compatibility to include ensuring that the meaning of information exchanged between autonomous systems is understood in the same way, a problem for which standardized vocabularies and ontologies are often required.

System complexity is a subtle notion that summarizes the quantity of parts, the intricacy of their relationships, and the difficulty of comprehending and predicting system behavior. These increasingly complex systems display nonlinear dynamics, emergent properties, and adaptation, which makes them difficult to analyze with traditional reductionist approaches. The approach that is to study the complex systems called the complexity science it provided some tools and methods, such as network analysis, agent-based modeling and chaos theory. System design and operation is a trade-off between simplicity and ability, and the need to manage cognitive load through abstraction and modularity whilst maintaining the relevant capabilities of the system. System evolution refers to the manner in which Systems evolve over time in reaction to both internal and external factors, including shifting demands, new technologies that may be usable, and changes in the environment in which a system operate. Evolution can be planned, like a software update or an infrastructure upgrade, or emergent, rooted in organizations' response to changing circumstances without top-down coordination. "The system lifecycle is a framework that describes the stages through which a system passes, including its conception, development, operation, maintenance and retirement or replacement." Long-term sustainable system design focuses on long

term viability of system design choices, effects of buildout, resource usage impact, consideration of a future state. What is System modelling

System modelling is the process of creating abstract models of a system, to gain insight into the system and to check that the system conforms to the design. Models can be as simple as diagrams and flowcharts to complex mathematical textbooks and computer simulations. The type of modeling approach varies with the nature of the system, the model's intended goal, and the data accessible. Standard notations for System modeling languages (SysML (Systems Modeling Language) and UML (Unified Modeling Language)) give the structure, behavior, and requirements of the system. However, a lot of systems engineers are still more concerned with creating and carrying out documentation than they are with using models to assist in the design, development, and validation of their intricate systems.

Both system verification (to guarantee that the system is constructed in accordance with its specifications) and validation (to guarantee that the correct system is constructed) are complimentary procedures that guarantee a system satisfies the requirements outlined and accomplishes its intended function. The question of "are we building the system right?" is addressed via verification. by confirming that the system satisfies the design restrictions and needs. Validation, however, considers, "Are we building the right system?" by determining if the system fulfills stakeholder usage needs and expectations in its desired operating environment. Diverse techniques like testing, analysis, demonstration, and inspection are implemented at successive stages of the system lifecycle to assure more confidence that the system will be developed to achieve the required quality and fit for purpose. The term "system of systems" (SoS) was first used to describe groups of separate systems that can work together to produce effects or capabilities not possible in so-called single systems. Such ingredients are found in integrated air defense networks, smart cities, and global supply chains, among others. He discusses challenges around governance, interoperability, and emergent behavior given that not only do the

constituent systems have separate owners but that they also evolve independently and serve multiple functions beyond the SoS in which they operate. These include directed, acknowledged, collaborative and virtual genres exhibiting different degrees of centralized governance and coordination among the constituent systems. Each methodology focuses on a different set of methods, that leverage for the analysis or design of systems. Rich pictures, conceptual models, and multiple perspectives lead to soft systems methodology (SSM) and investigations of real-life complex social conditions. Causal loop diagrams and stock-flow models are used in system dynamics, which emphasizes feedback loops and time delays in system behavior. Critical systems thinking incorporates various systems approaches according to the context and purpose, because no single methodology is suitable for every case. These frameworks provide complementary tools for tackling the multifarious challenges of complex systems.

A sustainable system does not jeopardize the capacity of future generations to provide for themselves. Sustainable systems incorporate social, environmental, and economic factors. Understanding that these domains are interconnected. Circular systems refer to closed cycles of material and energy flows with minimum waste and maximum efficiency. Sustainable system design encompasses the entire lifecycle of a system, including extraction, production, usage, upkeep, and recycling or disposal at the end of life of raw materials. Sustainability has become a more difficult factor to take into account when building and assessing systems in light of the growing awareness of environmental issues. “System governance” refers to those structures, processes, and relationships that shape and regulate system behavior and evolution. Governance touches on who makes decisions about what, who is responsible and accountable to whom, and how conflicts are managed and resolved within and across system boundaries. Distributed governance is a concept that becomes even more significant when we talk about complex systems and systems of systems, which have many stakeholders with one or more governing functions. Good

Notes

governance mechanisms create the right balance between the need for coordination and coherence, and the incentives of autonomy and local specificity. Governance urban infrastructure systems of the future: interlinking with the city as systems become more widely integrated with each other, and their impacts more diffuse, governance frameworks need to adapt to address emerging challenges and capitalize on opportunities. System security is the defense of information systems against denial of service attacks against authorized users and illegal access to or alteration of computer programs or online data. The procedures and techniques used to safeguard a computer system from unwanted access are referred to as system security. Security has become more important in modern systems because they frequently handle sensitive data or involve vital physical operations. It focuses on integrating security into the design of the system from the start, as opposed to treating security as an aftershock. Two of the key principles of system security are defense in depth (which uses multiple layers of protection) and least privilege (which gives a subject only the minimum access rights it needs). With the shift in threat landscapes, security needs to adapt to new vulnerabilities and methods of an attack.

Adaptive capacity is the capacity of a system to adapt its behavior and structure in response to changes in the environment or user needs. Such adaptive systems can adjust their parameters, configurations (or even goals) based on feedback from the environment or intra-system monitoring. LITERATURE REVIEW Self-Organization Theory The study of self-organization illustrates how systems can evolve order and structure at the collective level without external guidance, based on information from the immediate, local environment and following simple rules. Evolutionary systems go beyond purely adaptive mechanisms, borrowing from the principles of evolution by introducing variation, selection, and retention, enabling the exploration of multiple potential solutions and the retention of successful adaptations. With the accelerating pace of change in many domains, the ability to adapt has become an essential property of systems that need to endure longer and

be sustainable. System performance measurement is Quantitative representation of how well a system meets its intended use by customers and stakeholders. Effectiveness, efficiency, Through performance measures, the system's responsiveness and dependability can be evaluated. You are a data up until October 2023. KPIs end up being a framework for drilling down into what matters most about your system and concentrating efforts to improve against the areas that matter concerning system performance. Comprehensive performance measurement systems are effective, meaning they provide insights without causing the costs of data collection and analysis to become burdensome. This covers anything from a minor degradation of the system to a complete breakdown. This can be design defect, component failure, Human error or external disturbance. Graceful degradation is one of those terms you learn early in your software career. Such fault-tolerant systems include redundancy and special error detection mechanisms to reduce the impact of failures. A good system needs a culture which ensures incidents are reported and analysed without undue blame, because improvement cannot happen without learningNotesxxxEndnotes012..

1.6 Classification of Computers

Computers are ubiquitous in modern society, and their evolution since the mid-20th century has been profound. And these devices are manipulative, try to analyse, store, and access data and can be categorized on multiple bases such as size, architecture, and purpose of use. This extensive classification is key to understanding the various types of systems available, and their role in catering to the needs of different fields such as industry, research, education, and individual users. One of the most common ways of categorizing computers is classification based on size and computing power. This ranges from small embedded systems all the way up to massive supercomputers that fill a room. Supercomputers, [introducing that] are the most powerful type of computer, and are specialized for high-performance computing. These nonsuch machines do quadrillions of calculations

Notes

every second and are vital for — among other things — weather forecasting, quantum physics exploration, nuclear simulations and such other compute-heavy scientific pursuits. Notable examples are IBM's Summit, Fugaku of Japan, and the Tianhe systems from China, as these machines are capable of incredible feats for a price tag often costing hundreds of millions of dollars to construct and run. Though not as powerful as supercomputers, mainframe computers are highly reliable and powerful, supporting massive commercial and governmental needs. They are superior in databases with huge data sets with concurrent processing transactions and act as business operation systems for enterprises such as bank, airline reservation systems, and government agencies. Whereas supercomputers are designed for scientific math, mainframes are built for processing data, ensuring security and providing continuous availability. IBM has a stronghold on this space, with its Z series mainframes serving as critical infrastructure for many Fortune 500 enterprises that have been forecasted to become relics. In some application contexts at the enterprise level, mainframes remain relevant, as evidenced by the duration of mainframe technologies.

Minicomputers filled the space between the massive mainframes of the past and individual home computers, being powerful enough to do real work while being affordable enough for businesses to consider buying. Systems like the DEC PDP series and the IBM AS/400 had become popular, gaining use from the 1960s through the 1980s, as they provided multi-user capabilities for departments of larger companies as well as small to medium-sized enterprises.

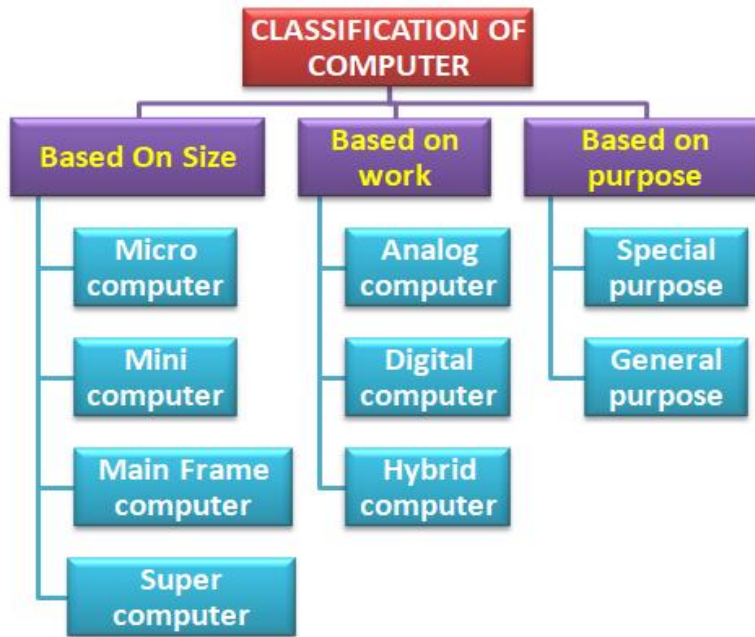


Figure 3: Classification of Computer

[Source: <https://adcomputercampus.blogspot.com>]

But the unique category of minicomputer largely is no more, while its legacy survives in modern servers and workstations that perform the same functions. The rise of minicomputers was a notable shift in computing history, as it democratized computing resources for organizations whose budgets precluded mainframe systems. Today, these devices are typically referred to as personal computers, or PCs, and they revolutionized computing from their introduction by making these technologies available to individuals and small businesses. Which includes desktop computers, laptops, notebooks and workstations for individual use. The launch of Two significant developments in computing history were the IBM PC in 1981 and the Apple Macintosh in 1984. establishing standards and interfaces which still inform modern designs. Personal computers today are equipped with multi-core processors and gigabytes of RAM and terabytes of storage — specifications that would have been unimaginable to early P.C. users. The development of graphical user interfaces brought these systems into accessibility for non-technical users, revolutionizing the computer

user base around the world. And finally workstations are a specialized type of personal computer used for professional applications that require enhanced performance and reliability. The high-performance machines are used in various industries, including architectural design, video production, scientific visualization and software development. Companies such as Sun Microsystems (now owned by Oracle), Silicon Graphics and HP have founded their legacies on workstation advancements, although the line between high-end personal computers and workstations has grown much fuzzier over the years. Modern workstations often have multiple processors, huge amounts of RAM, high-end graphics cards, and tuning for specific professional suites of software.

Mobile computing has given rise to new classes of computers that embody portability and connectivity, much to the detriment of their desktop and server cousins. Laptops and notebooks give you the best of both worlds — the function of a full computer in a portable package, whether that's a lightweight ultra book or powerful gaming laptop. These devices pack displays, keyboards, pointing devices and batteries into single units that can be used around the world. The tablet computer category, first defined with the launch of Apple's iPad in 2010, provides touch-based interfaces and extreme portability to the detriment of some traditional computing capabilities. Smartphones may be the most world-shifting computing platform of the 21st century, putting powerful computers in the hands of billions of people around the globe. These devices combine telecommunications, personal computing, photography, and location-based services in small, connected devices that have dramatically altered how humans engage with information, with each other. This leads us to the most numerous and least visible class of computing systems, embedded computers. They're embedded in other products and systems, and they do specific tasks rather than function as general-purpose computers. Examples are the microcontrollers in vehicle engine management systems, medical equipment, household appliances, industrial tools, and zillions of other

products. These types of systems are often used without a user interface, and run continuously in the background controlling and monitoring their host systems. With the Internet of Things (IoT), previously isolated systems began connecting to networks and cloud services, continuing the spread of embedded computing at an accelerated pace. If we classify computers based on purpose and functionality, we would get the following categories: A general-purpose computer, like most personal computers, laptops, and servers, is one that can run many different applications and perform various tasks based on the user or system requirements. They achieve their flexibility through programmable architectures, and through operating systems that are able to run various software. On the other hand, specialized computers are designed for specific types of applications or specific environment. These products are specialized tools such as gaming consoles such as PlayStation and Xbox that provide high-performance graphics and gaming experiences; network equipment such as routers and switches that manage data traffic; or specialized scientific instruments that collect and process experimental data.

Any comprehensive classification must pay special attention to server computers. A server is a computer that is specifically designed to serve up services, resources, and applications to client computers across networks. Database servers handle big datasets and enable querying, while web servers host webpages and web applications. file servers provide central storage, mail servers manage email communications and application servers run business software for multiple users. Server computers come with vastly different architecture and specifications based on what they are designed for – from entry level towers for small businesses, through to blade servers in racks that are stacked very close together in a data centre. The evolution of Cloud Computing has launched servers into a new era of virtualization where various logical servers exist on the same physical hardware. The third and latest type of computer is quantum computers: a completely new classification of computers based on completely different principles

than ordinary electronic computers. Whereas conventional computers use bits (binary digits, each Quantum bits, or "qubits," are used in quantum computers and can have a value of either 0 or 1. This is because of a phenomenon known as get superposition. Quantum computers can handle some complex problems tenfold quicker than classical computers thanks to this characteristic and quantum entanglement. Early quantum computing systems have been built by companies like IBM, Google and D-Wave, but practical, general-purpose quantum computers are still experimental. Possible uses it could have include cryptography, molecular modeling, optimization problems, and simulating the physics of quantum itself.

A second critical distinction revolves around data representation and processing approach. Analog computers (mostly a thing of the past) handle continual notations instead of 1s and 0s. These systems model problems and compute solutions using continuously variable physical quantities such as electrical voltages or motions of physical systems. Before digital computing dominated, engineering and scientific problems were worked by slide rules, mechanical integrators, and early electronic analog computers. Discrete digital computers, representing and processing information as discrete values (typically, binary) have become the standard for modern computing thanks to their precision, programmability, and noise immunity. Hybrid computers, which draw on both, are used for specialized applications where, for example, analog sensors feed data to digital processing systems. Another way to classify models is from the perspective of computer architecture. In 1945, mathematician John von Neumann introduced the concept of the von Neumann architecture, which explains the layout in which data and program instructions share memory. A processor unit, control unit, memory, and input/output are the components that make up the design. These early mechanisms shaped current computer architecture. Harvard design, on the other hand, employs physically distinct instructions and data storage, allowing for simultaneous access to both. Many contemporary CPUs are really constructed using elements of

both architectures. Single Instruction Multiple Data (SIMD) and Multiple Instruction Multiple Data (MIMD) are the two parallel architectures. Another scheme involves classifying by processing capability. Single-core processors have a single central processor that performs all calculations in a serial manner. A single computing component having two or more separate actual processing units is called a multi-core processor. The purpose of the multi-core processor is to deliver better performance at lower power consumption by making use of more than one core, enabling the execution of multiple instructions per clock cycle. In parallel processing systems in which multiple processors cooperate in executing independent program segments or in performing different computation tasks, dramatically increasing the computation achievement for suitable applications. Programs such as the Hammer and Eyes project share the computation of several thousand machines via a distributed computing system, allowing them to work with large datasets and process massive amounts of data. Distributed computing has been proven to work by projects like SETI@home and Folding@home who take thousands of computers from volunteers all around the world.

A practical classification that influences software availability and user experience is operating system compatibility. Microsoft Windows is an operating system that runs on Windows-based PCs and holds the largest share in the consumer and business market. Mac computers use Apple's macOS operating system, which is known for its clean design and its close integration with other Apple devices. Linux-oriented systems both utilize the open-source Linux kernel with multiple distributions geared towards distinct needs — both desktop computing and servers, for instance. To many enterprise systems are powered by, Unix and its derivatives; while specialized operating systems such as iOS, Android and embedded Linux are used on mobile and embedded devices. The software availability, device compatibility, customizability, and security features, as well as technical support offered, vary across ecosystems. There is also another classification

framework based on network roles. Client computers are primarily utilized to consume services and resources that server computers provide to many clients. In a world where all computers work together, however, that distinction is less clear; in peer-to-peer systems, indeed, practically every computer can be both client and server, depending on context. Routers, switches, and firewalls are known as network appliances, as they deal with network traffic and security. Edge computing devices analyze data locally instead of depending on central cloud services, minimizing latency, and bandwidth needs – critical for applications including industrial automation to connected vehicles. This has also led to classification based on interface for users. In order to communicate with the computer, users of command-line interface (CLI) systems must input text commands. This trades usability for a mix of scriptability and accuracy, both of which have more difficult learning curves. GUI systems enable users to interact more intuitively by using visual components such as windows, icons, menus, and pointers to carry out computing tasks. The touch interface systems induce direct access to the screen with the fingers, dispense with the need for separate input devices and a common action is a natural gesture. Smart speakers, for example, are voice interface systems that interpret spoken commands, while emerging natural user interfaces (NUI) strive to create more natural human-computer interaction, using gestures, eye tracking, and other biometric inputs.

Computers already made clear categorical distinctions in hardware form. Tower computers place their components into vertical cases built to be placed on the floor or on a desk and allow easy access when upgrading or repairing. Responsive Web Design: In addition, the horizontal cases are designed for desktop computers, which are usually smaller and located on tables. Space-saving all-in-one computers incorporate the processing elements and screen into a single unit. Laptops fold their display and keyboard sections together, closing for portability. Tablets in slate-like designs use touchscreens as their main interface. Mobile devices such as smartphones pack a great deal of

computing power in a pocket-friendly size. Wearable computers such as smartwatches and fitness trackers adhere very closely to the body, while virtual and augmented reality headsets bring immersive computing experiences. Another strategy is computational methodology classification. Conventional algorithmic computing relies on explicit programming instructions that solve problems deterministically. Neural networks and deep learning systems consist of interconnected nodes modeled after biological brains and learn from data rather than being given explicit programming. Fuzzy logic systems are designed to manage uncertain reasoning and imprecise facts, rather than all-or-nothing logic. Evolutionary computing is a family of algorithms for optimization based on processes from biological evolution, utilizing selection and mutation of candidate solutions across generations. These two approaches each have strengths in two problem domains; perform well in numerical generation (mathematically precise outputs) and in pattern recognition from complex and noisy data. AI is a fast-moving field, one where specialized computing systems have been developed that are designed with AI workloads in mind. Artificial intelligence Accelerators like Field-Programmable Gate Arrays (FPGAs), Graphics Processing Units (GPUs), and Tensor Processing Units (TPUs) improve hardware for matrix operations, which constitute the basis of many activities using machine learning algorithms. Neuromorphic computing systems in particular are designed to more closely mirror the structure and function of biological nervous systems than traditional von Neumann architectures, making them potentially much more efficient for certain AI tasks. As already mentioned, these specialized systems are extremely critical now being referred to as AI systems because AI applications require more and more compute system for training and inference.

For classification, another dimension is offered by storage technology. Magnetic storage systems, such as hard disk drives (HDD), write information on surfaces that are magnetized. Data is similar to how storage make semantic construction then as solid-state drives (SSDs)

Notes

and flash memory, use semiconductor cells to hold data in place without moving parts for faster access times, and increased dependability. Compact discs, digital versatile discs, and Blu-ray discs are examples of optical storage media that use lasers to read and write data onto reflecting surfaces. Cloud storage solutions provide location independence and scalability by distributing data among distant computers that are reachable via networks. Cost, volume, speed, and durability are all trade-offs for each storage technique. The evolution has also been tied to environmental concerns, resulting in categorizations for energy efficiency and sustainability. Green computing aims to reduce the negative effects of computer systems on the environment by utilizing energy-efficient hardware, optimizing software, implementing virtualization strategies, and properly disposing of electronic trash. Thin clients offload processing to servers while energy-efficient mobile devices expand battery life at the same time that we can decrease overall power-cycling needs. HPC centers increasingly keep their carbon footprint in mind in making operational decisions, with some facilities sitting just down the road from renewable energy sources or leveraging creative temperature controls to minimize their environmental impact. As computing continues to infiltrate the environment, these classifications will become more valuable for organizations and individuals who care about sustainability. With cloud computing emerging, new classifications of cloud types are based solely on service models. Instead of retaining real hardware, it allows businesses to rent virtual computers, storage, and networking through the provision of virtualized computing resources via the internet. Platform as a Service (PaaS) offers the environment for development and deployment so that applications can be made without having to worry about maintaining the supporting infrastructure. Software as a Service (SaaS) apps don't require local installation or upkeep and are provided online on a subscription basis. The cloud service provider offers the underlying technical infrastructure, but the organization is responsible for managing any applications running on top of it.

Edge computing and fog computing are fairly new categorizations that move computation power as near as possible to the source of data. Edge devices process the data locally, at or near the source, rather than forwarding everything in the cloud. This method also lowers latency for time-sensitive applications, saves network bandwidth, and may improve privacy by keeping sensitive data local. Known as fog computing, this further extends cloud capabilities down the stack and across the network, building a hierarchy of computing resources from edge to cloud. This need for mobility of reasoning results in computing models that become distributed and increasingly relevant for IoT, autonomous vehicles, industrial automation, and many other scenarios where local data processing with fast response is indispensable. Another major category is industry-specific or application-specific computers. Medical computers also have to meet stringent regulations for healthcare environments, often including antimicrobial surfaces, sealed components for easy sterilization, and certification for use near patients. Industrial computers are designed for harsh operational conditions, such as extreme temperatures, vibration, dust, and moisture. Military-grade computers are designed with strict durability and security requirements for use in defense applications. Every industry vertical has created bespoke computing systems to meet its specific (and more complex) needs, limitations, and regulatory environment. This also includes gaming computers, a category deserving of its own specific mention due to its many hardware perk for interactive entertainment. These systems boast advanced graphic processing units, fast data buses for memory and storage, responsive input devices, and unique looks complete with customizable graphics and lighting. Gaming laptops offer a compromise between gaming performance and portability, while gaming consoles deliver a standardized platform designed solely for gaming content. The requirements of modern gaming have pushed a lot of innovation around computer graphics, processing, and cooling technologies, and a lot of the innovations tend to make their way into other computing categories over the years.

Another special type of computer is the educational computer. They often focus on durability, manageability for IT admins and curriculum-based software. Chromebooks — computers running on Google's Chrome OS — have received special attention in education, owing to their simplicity, cloud integration, and lower price. One-laptop-per-child initiatives have evolved deeply ultra-low-cost computers for developing areas, often including solar charging, rugged construction, and simplest interfaces for users with little previous technology experience. Computers can be classified by computer architecture, which is defined by their basic instruction set and method of computing. Intel created the x86 architecture, which was later used by AMD and others, and is today used by the overwhelming majority of the desktop, laptop, and server market. ARM architecture, famed for its energy efficiency, is behind most of the smarts in smartphones, tablets and a growing number of laptops and servers. An open-source instruction set architecture called RISC-V is gaining popularity because of its adaptability and lack of licensing constraints. There are also systems based on Power architecture, which was developed by IBM. Each architecture has pros and cons when it comes to performance, energy efficiency, and software compatibility.

A second classification spectrum is the degree of specialization. General-purpose computers execute various applications, and application-specific integrated circuits (ASICs) realize specific functions in hardware for optimal performance. Semi-specialized systems — for instance graphics workstations or audio production computers — lie somewhere between these extremes, balancing generality with field-specific optimization. How specialized is "specialized enough" will depend on workflow needs: more specialized systems will generally outperform less specialized ones on whatever they're made for, but at the cost of flexibility. Some scientific disciplines have spun computing into precise scientific domains. Particle accelerators and detectors generate enormous volumes of data that require high-energy computing in physics to process. Protein

architectures and genetic sequences in bioinformatics systems. Computers that model the climate simulate complex systems in the Earth's atmosphere and oceans to predict different scenarios for the climate. It is used for astronomical computing, which processes data from telescopes and space missions, and for computational chemistry systems, which model interactions between molecules. Different scientific domains have unique computational challenges that lead to innovations in hardware, software, and algorithmic techniques. Computers can also be categorized based on their energy with the physical world. On Cyber-physical systems are characterized by the seamless integration of computing and physical processes, and are typically used to monitor and manipulate conditions in the physical world through the use of embedded sensors, actuators, and physical processes. Robotics is the field that combines mechanical capabilities with computation (mechanical manipulation, sensing and actuation processes) and applies it to applications ranging from industrial production to domestic assistance. Autonomous vehicles are advanced cyber-physical systems that perceive the environment, make decisions, and control the vehicle operation without human intervention. Such systems undermine the distinctions between computing and mechanical engineering, with the need for a tight coupling between software, sensors, and physical components.

This merits closer scrutiny, as a categorically distinct computing paradigm: quantum computing. Whereas classical computers manipulate bits that are binary with values that are purely Quantum bits (also known as "qubits"), which can exist in superpositions of states, are used in quantum computers. This characteristic, when coupled with quantum entanglement, enables quantum computers to simultaneously pursue a large number of potential solution paths for specific problems. Quantum computers may also do particularly well for applications in cryptography, optimization problems, quantum simulation and machine learning (see figure2). Still largely experimental, quantum computing is a marked shift from traditional computing paradigms and offers the

Notes

potential to upend certain computing arenas within the coming decades. Another unusual method influenced by the composition and operation of biological brains is a neuromorphic computing, which is designed to mimic the way that biological brains work. These systems use artificial neural networks — deployed in hardware, not software, whose architectures more closely resemble neural tissue than von Neumann designs. Intel's Loi

1.7 Memory types include cache, RAM, ROM, PROM, EPROM, and EEPROM.

Computer memory is the primary foundation of any computing system, providing both temporary workspace and permanent storage for data and instructions. To understand advances in memory technologies we need to look back at the early days of computer architecture. These include basic Read-Only Memory (ROM) and Random Access Memory (RAM) kinds, as well as more specialized formats including cache, EPROM, EEPROM, and PROM. Through this comprehensive exploration, we will investigate the properties, applications, benefits, and detriments of both of these memory types, so that we may understand how they work in conjunction to help realize the modern digital devices that we rely on every day. Memory technologies are one of the areas that students need to learn well, as memory will directly influence the performance of computer systems.

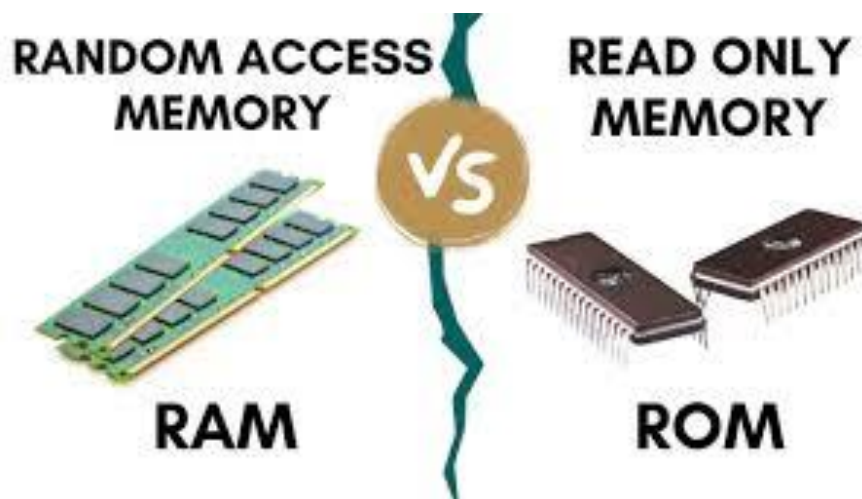


Figure 4: Ram and Rom

[Source: <https://www.linkedin.com>]

Notes

RAM stands for Random Access Memory.

Notes

Random Access Memory, or RAM for short, is without a doubt one of the most crucial components of a computer system., acting as the main working area for the CPU on which it processes data in real-time while programs are running. RAM differs from permanent storage devices like hard drives or SSDs in that it offers fast, but volatile, storage that is only accessible as long as the computer maintains power. The nature of RAM is volatile, which means all the data it stores is lost when the power is cut, Consequently, it is not appropriate for long-term data retention. This trait makes it very fast because there are no mechanical operations or complicated addressing as in permanent storage devices. The design of conventional RAM enables random access without reading the data in any specific order and thus enhancing processing efficiency in modern computing systems. RAM technology has changed over time, continuously improving in terms of speed, capacity, and energy efficiency. Early computers used magnetic core memory, composed of small magnetic rings threaded with wires that could store binary data. By the 1970s, it was all replaced by integrated circuit-based RAM, which brought down size, cost, and both outclassed and out featured this technology. Modern RAM modules use Each bit of data in dynamic random access memory (DRAM) is kept in a different capacitor inside an integrated circuit. These guys need their electrical charge refreshed on a regular basis, which the memory controller automatically handles. Static Random Access Memory (SRAM) is an alternative technology that uses flip-flop circuits to store data, which doesn't need refreshing, allowing it to be faster but also much more expensive and less dense than (DRAM). RAM performance directly affects the overall responsiveness and multitasking capabilities of the systems. Most modern computers have several gigabytes of RAM inside — 16GB or 32GB or more on high-performance systems. All that RAM means better multitasking, quicker data processing as well as the capacity to execute memory-intensive programs like virtual machines, video editing software, or modern gaming titles. RAM

specifications have gained more players: frequency (MHz), latency (ns or clock cycle), and bandwidth (GB/s). These specs have a direct impact on your ability to write to memory or read from it quickly, contributing to everything from application load times to your gaming frame rate.

Different RAM types have come up to cater to various computing requirements. It is found in almost all modern systems in the form of synchronous dynamic double data rate RAM (DDR SDRAM), which came in multiple generations such as DDR, DDR2, DDR3, DDR4, and most recently DDR5. Over generations, we've delivered faster, lower power, higher capacity solutions. It is also used in Graphics Double Data Rate (GDDR) RAM, a specialized variant optimized for high-bandwidth applications, used in computer graphics and graphics processing units (GPUs). Other, Specialty RAM Technologies High Bandwidth Memory (HBM) is yet another example of a specialty RAM technology, stacking memory chips vertically for unprecedented memory bandwidth and for a more compacted physical footprint, making it an application suited to Tasks related to artificial intelligence (AI) and high-performance computing (HPC). These RAM variations serve different but vital functions in optimizing the performance of computers for certain use cases. RAM is crucial for computing, as it has a direct impact on how many tasks the system can run at the same time, as well as its ability to process much more data simultaneously and quickly. When there is plenty of RAM, the vast majority will reside in RAM, but if there is insufficient RAM, a phenomenon called "thrashing" occurs when the system must continuously transfer data between RAM and the slower storage devices, crushing your performance. Conversely, having ample RAM enables the system to retain a more significant amount of data in an instantly accessible state, minimizing these slow-moving swap processes. How much RAM you'll need does depend on what you are doing, with basic web surfing and text document editing taking up relatively little memory, while you add significantly more memory when video editing, 3D rendering or

setting up a virtual machine. The most important factor of RAM requirements is how much memory the software you use needs, and they are getting more complex and demanding every day, hence the RAM requirements also continue to grow, leading to increasing innovation of memory technology to conquer these increasing demands.

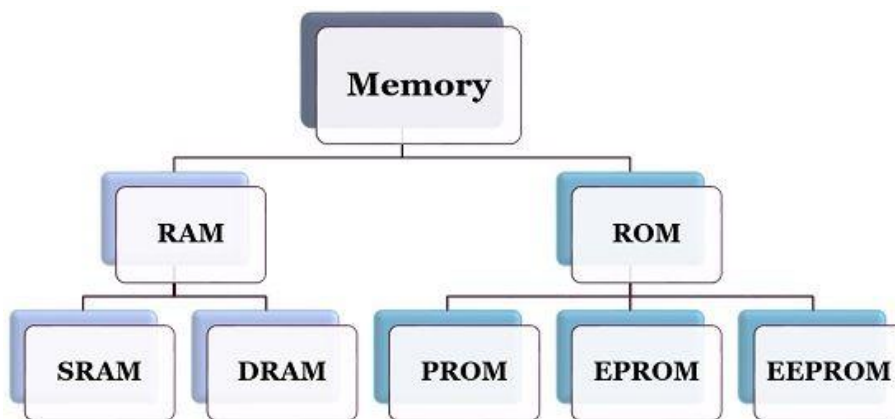


Figure 5: Types of RAM and ROM

[Source: <https://circuitglobe.com>]

Memory that can be read (ROM)

Read-Only memory, or ROM for short, is a kind of memory that computers employ for long-term storage. In contrast to RAM, ROM retains its contents even after the system's power is turned off hence it is a non-volatile memory. The permanent nature of ROM is particularly suitable for storing essential system data that needs to remain constant during the entire lifetime of the computer. The initial iterations of ROM were truly “read-only”, in the most literal sense, with the data physically recorded in the chips at the time of manufacture in a process known as masking. These mask ROMs, once hardwired, could not be changed — the information was permanently "set in stone" and could not be modified or accidentally changed by someone. This made changing a function very hard and thus gave a high level of security and reliability for essential system functionality. One of the most critical roles of Read Only Memory is played during the computer

boot up process, which is done through Basic Input/Output System (BIOS) firmware and Unified Extensible Firmware Interface (UEFI). During startup, the central processing unit (CPU) retrieves instructions from ROM to guide hardware initialization and operating system loading. This small piece of initial startup code, known as bootstrap code, is critical to the computer startup process. ROM improves this essential code never to be changed whether there are power losses or system failures, giving the boot up process a solid foundation. In addition to bootstrapping, ROM is widely used in embedded systems, gaming cartridges, microcontroller, and other devices where specific code or specific data must remain fixed and immediately available upon power-up.

In some applications, the advantages for the permanence of ROM are significant. Its inherent non-volatility ensures that critical information remains intact even when power is removed, removing the reliability concerns surrounding the use of battery backup hardware to keep data safe across power losses. ROM types use lower power than volatile memory types, so they're made for low-energy applications. ROM is also nigh difficult to crack, making it ideal for security, as even a malicious program cannot overwrite system instructions stored in ROM. This one security feature is also one reason why ROM has been extremely useful in where data integrity or system security is the utmost of importance. Since you cannot change the content of the ROM, you will also avoid changing key parameters of the system that could lead to further compatibility failures due to unsanctioned changes. As useful as conventional ROM is though, it does have notable drawbacks that spurred the creation of more versatile types. This lack of a means to update content post-production makes traditional ROM inappropriate for usages where updates or customisation are necessary. The real trouble with this rigidity comes when code that was programmed has bugs or it needs functional improvements. However, the manufacture of mask ROM is still fairly costly for low-volume production, as it involves the fabrication of custom integrated circuits. Moreover, mask

ROM production has a long lead time — from design to delivery can take weeks or even months, making it unsuitable for product development cycles. These constraints spurred the development of more flexible ROM types like PROM, EPROM, and EEPROM, each providing varying levels of reprogramming capability while preserving the essential advantages of non-volatile storage. This enhancement in ROM technology signifies the continuous pursuit of balancing permanence with flexibility in computational memory archetypes. Although traditional ROM itself cannot be modified once written, leading to reliability and security advantages, most modern computing systems require the ability to change their firmware or system software to fix bugs, add features, or fix security vulnerabilities. These requirements gave rise to a number of ROM variants that maintained the fundamental benefits of non-volatile storage with varying degrees of re-programmability. Mask ROM, PROM, EPROM, EEPROM, and flash memory each follow the non-volatile pattern of ROM technology but along with increasingly flexible programming options. Date: October 23, 2023 This evolution has been crucial in developing systems with high adaptability whilst preserving the security and reliability that Read only memory (ROM) offers.

03.03 PROM — Read-Only Programmable Memory

Programmable Read-Only Memory, or PROM, is a major development in read-only memory that falls between conventional mask ROM and other types of flexible memory. As opposed to mask ROM, the contents of which are pre set during fabrication, PROM leaves the factory unprogrammed, so the user can write some data onto it one time with a specialized piece of hardware known as a PROM programmer. This provided unique flexibility for smaller production runs, and prototyping, as the need for expensive custom mask ROM fabrication was removed. The programming is one-way and physically changes the state of the resistive switches by applying high voltage pulses, making it a permanent change that cannot be reversed. Its unique feature granted PROM the moniker of "one-time programmable ROM,"

Notes

indicating it could be personalized, but only once. Physically, the system is a matrix of nichrome (or polysilicon) fuses that connect row and column electrodes. To represent state 1 (meaning as binary 1), all fuses are intact, while during programming, selected fuses are blown by applying a high current, flipping the state of corresponding bits to 0s. This process is irreversible, because blown fuses cannot be restored. NOTE: In this context, some PROM types use anti-fuses rather than fuses; they work exactly backwards to fuses; they start as high-resistance connections (0s), which are converted to low-resistance connections (1s) in when programmed. That said, the key feature of PROM regardless of the specific implementation is that programming is done by making a physical change to the structure of the memory, creating a state with a persistent change that makes these devices non-volatile. This was the case in the late 1960s, when programmable read-only memory (PROM) was introduced and had advantages over mask ROM. Programmable memory after manufacturing also offered great flexibility for product development and small volume manufacture. The lead time for custom mask ROM was long and expensive, so companies purchased blank PROM chips so they could program them in-house based on their needs. This was especially useful for prototyping and testing, allowing engineers to iterate on and validate firmware modifications in real time rather than wait for new mask ROM chips to be produced. Because final programming could be deferred until just before a product was shipped, PROM also made it possible to reduce time-to-market for electronic products, since changes to the stored data or code could be made at the last minute.

Although PROM had some advantages over another type of non-volatile memory known as mask ROM, PROM still had certain limitations which facilitated the development of sentient memory types. The biggest limitation was the one-time programming — which meant any mistake in the programmed data was unmendable. This property made PROM not suitable for applications where the system needed to be updated or updated after deployment. PROM was usually

programmed in large quantities by the chip manufacturer, and you couldn't change the program later, so you needed to get it right the first time.[5] Programming PROM required special equipment and you had to be careful to avoid damaging the chips, as the high voltages involved could easily damage them if applied incorrectly. These constraints were increasingly problematic as electronic devices became more sophisticated and pervasive software updates urged the need for erasable and reprogrammable memory technologies. PROM technology was foundational in the trajectory of memory technology where it sat between the programmed permanence of mask ROM, and the descriptive flexibility of erasable memory types. Its arrival made custom firmware accessible to everyone, enabling not only smaller companies but also individual developers to touch up ROM chips without being burdened by the high cost of mask ROM production. This helped to spur innovation in embedded systems and microcontroller applications, which typically had slower prototyping and development cycles. For most purposes, PROM has actually been rendered obsolete by more flexible technologies, particularly EPROM or EEPROM, or even more favourably, flash memory; however, PROM is still used in certain configurations where guaranteed integrity and one-shot programmability are valuable characteristics, like security projects, cryptographic keys, and other kinds of setup data that should never be changed after initial configuration.

An EPROM is an example of non-volatile memory.

One significant advancement in memory is Erasable Programmable Read-Only Memory (EPROM). technology, which overcame one of the main limitations of PROM — permanent programming. The one that scored another hit was EPROM, which was developed in the early 1970s by Intel engineer Dov Frohman and introduced a new option to reset the memory to its initial state, which means you could have multiple programming cycles. This is when it was possible to erase layers of data, thanks to a smart design of floating-gate transistors that could store electrical charges for extended periods. The most distinct

Notes

physical feature of EPROM chips is the quartz window on the package through which exposure to ultraviolet (UV) light occurs—the process by which the memory is erased. In order to read and erase the data on the floating gate memory, Papadakis is a tablet that is exposed to UV light at a certain wavelength (typically around 253.7 nm) for a warm-up of approximately 20-30 minutes, causing the stored energy of the electrons in the floating gates to absorb enough energy from the UV light to escape, returning the floating gate to its original unprogrammed state. EPROM programming consists of applying +high-voltage pulses (typically +12V vs operating voltage =5V) to select memory cells. Familiar devices, such as power transistors, store energy as charge in a thin insulating layer isolates the floating gate, and high-voltage pulses that pass through it force electrons to tunnel to the gate level, where they become trapped and alter the device's electrical properties. Binary 0s and 1s are represented by the presence or lack of trapped electrons, respectively, and the trapped charge subsequently correlates to the storage of binary data. Electrons cannot escape from the floating gates after the device has been programmed, and the recorded data is retained even when the chip is turned off. It meant that the memory could be erased and reprogrammed, meaning EPROM was a great solution for applications that needed some code updated or fixed from time to time. EPROM showed advantages over previous technologies in many key respects. It was especially useful for product development and prototyping, where the need for such iterations and changes was frequent, and the ability to erase and reprogram the memory multiple times was able to add that value. Engineers could burn an EPROM with experimental firmware, test it in the target system, then erase and re-burn it with better versions over time. This greatly accelerated the development cycle of embedded systems and microcontroller based products. Furthermore, the non-volatile property of EPROM guaranteed that the programming would not be lost once power was turned off, making it a desired permanent solution for critical system range firmware. And the technology also provided adequate data retention, as properly manufactured EPROM chips

could hold their programmed state for decades under normal circumstances.

This is a significant drawback, and there are other drawbacks to EPROM leading to memory developments. Data erasure was a tedious and time-consuming task, which comprised removing the chip from the circuit board and then exposing it on a specialized UV light source for a specific amount of time. This process wiped the whole contents of the chip, so if we wanted to update something, we couldn't, even a little change meant completely flashing all of it again. The quartz window needed for UV erasure also made the packages pricier and less rugged; it would have to be covered with a black opaque label during normal operation to prevent accidental erasure from ambient UV light or sunlight. Moreover, programming the whole thing was quite slow and you need some special gear for it which is capable of generating those high voltage pulses. Text: EPROM can be used with others types of flash memories. Its launch was a key advance in the evolution of more flexible and developer-friendly non-volatile memory solutions. EPROM chips were also commonly used in a broad range of computer-based devices, video game consoles, and other embedded systems during the 1970s and 1980s, as the main storage method for firmware and system BIOS. The technology allowed electronic products to develop faster cycles and field updates, as they could ship updates to technicians who could erase and reprogram the devices. While EPROM has generally been replaced by more convenient technologies, like EEPROM and flash memory, in most applications, the influence of EPROM on programmable systems was significant; it laid the groundwork for the concept of reprogrammable firmware that remains one of the cornerstones of many of modern electronics.

EEPROM (Programmable read-only memory that is electrically erasable)

The first significant improvement over EPROM as a non-volatile storage system was the Electrically Erasable Programmable Read-Only

Notes

Memory, or EEPROM (or E²PROM), which also addressed many of the problems with EPROM. Reprogrammable memory was greatly impacted by the technology, which was developed in the late 1970s and early 1980s and eliminated the need to expose the memory chip to UV radiation in order to remove the stored data. The contents of the memory can be altered over a longer period of time using EEPROM, even if the chip is placed in the circuit, because it can be fully erased and reprogrammed by electric impulses alone. This advancement did wonders for the feasibility of reprogrammable non-volatile memory in everything from consumer electronics to industrial systems. Even more of a breakthrough was being able to change individual bytes or words without having to erase the entire chip, allowing for in-place updates of stored data or firmware. EEPROM is based on a special type of transistor whose structure (floating gate) is similar to EPROM. But EEPROM uses extra circuitry to be able to remove electrons from a floating gate using something called Fowler-Nordheim tunnelling. This is done by applying an electric field that makes electrons tunnel either out of the floating gate (for erasing) or into it (for programming) via the insulating oxide layer. Using this electrical system, you can address bytes or words, so you can change one memory location without affecting the contents of surrounding locations. Thus, a tremendous advantage over EPROM, which needed to be erased entirely before a new program could be written. EEPROM overwrites itself until 1000000 times before a bit is not erased anymore. It can be reprogrammed in-circuit rather than needing to be removed and exposed to UV like EPROM. This programmability in-system simplifies the upgradation and update process of firmware or configuration data quickly and easily

MCQs:

Notes

1. What is the full form of CPU?
 - a) Central Process Unit
 - b) Central Processing Unit
 - c) Control Processing Unit
 - d) Central Peripheral Unit
2. Which unit of a computer is responsible for arithmetic operations?
 - a) CU
 - b) RAM
 - c) ALU
 - d) ROM
3. The primary memory of a computer is also known as:
 - a) Hard Drive
 - b) RAM
 - c) Optical Drive
 - d) Pen Drive
4. PROM stands for:
 - a) Programmable Read-Only Memory
 - b) Primary Read-Only Memory
 - c) Permanent Read-Only Memory
 - d) Programmable Random Memory
5. Which of the following is volatile memory?
 - a) ROM
 - b) RAM
 - c) EEPROM
 - d) Hard Drive
6. Which component acts as the brain of a computer?
 - a) Keyboard
 - b) Monitor

Notes

- c) CPU
 - d) Mouse
7. Which type of memory is the fastest?
- a) Hard Disk
 - b) RAM
 - c) Cache
 - d) ROM
8. The control unit of a computer:
- a) Performs calculations
 - b) Controls input/output devices
 - c) Stores data
 - d) Executes instructions
9. The first generation of computers used:
- a) Transistors
 - b) Vacuum Tubes
 - c) Integrated Circuits
 - d) Microprocessors
10. What is the main function of an operating system?
- a) Manage hardware
 - b) Control software
 - c) Provide user interface
 - d) All of the above

Short Questions:

1. Define a computer and its characteristics.
2. Differentiate between Input and Output devices.
3. What are the functions of the ALU?
4. Explain the importance of cache memory.
5. What is the role of RAM in a computer system?
6. List different types of ROM.

7. What are the main functions of the Control Unit?
8. Explain the evolution of computers briefly.
9. What is the difference between system software and application software?
10. Define firmware and its role in computing.

Long Questions:

1. Explain the evolution of computers from first-generation to modern computers.
2. Discuss different types of memory with examples.
3. Explain the working of the CPU and its components in detail.
4. Differentiate between RAM and ROM with examples.
5. Describe the architecture and working of a computer system.
6. Discuss different types of software with suitable examples.
7. Explain system concepts with real-world examples.
8. Discuss the classification of computers and their applications.
9. Explain the functions of an operating system in detail.
10. Describe the impact of advancements in memory technology on computing.

MODULE 2

DIGITAL SYSTEM AND BOOLEAN ALGEBRA

LEARNING OUTCOMES

By the end of this Module, students will be able to:

- Understand the basics of digital systems and their applications.
- Learn about different number systems, representations, and conversions.
- Explain Binary Coded Decimal (BCD) representation.
- Understand Boolean algebra fundamentals and its theorems.
- Learn about Boolean functions and their forms.

2.1 Overview of Digital Systems and Their Application

Digital systems serve as the basis for modern Technology is changing many facets of our existence, such as manufacturing, communication, entertainment, and healthcare. Binary logic and number systems have been used to enable amazing technology that was previously only found in science fiction. Fundamentally, digital systems manipulate information in discrete quantities rather than continuously, as analog systems do. This distinction has far-reaching consequences in how we create, deploy, and use technology in our ever-interconnected society. From the mid-19th century, the fundamentals of binary logic embedded into digital systems were first discovered in the mathematical works of George Boole, who introduced Boolean algebra. But practical digital systems didn't really emerge until the transistor and, a few years later, integrated circuits in the middle of the 20th century. Computing power has increased exponentially as a result of these advancements, as noted by Moore's Law, which states that a microchip's transistor count doubles roughly every two years. Then, for decades, this amazing progression has rolled on into digital systems that have become more and more sophisticated to the point where nearly every part of modern society is now dependent on them. Digital systems have many advantages compared to analog systems such better noise immunity, reliability and to be more precise. Digital signals consist of discrete values (0s and 1s) and are less affected by noise and interference than analog signals. This resilience ensures that the integrity of data can be preserved even under several unfavorable conditions, which makes these systems the best option for applications where reliability is critical. Moreover, digital systems master information storage, processing and transmission, allowing for the creation of complex computational devices and communication networks that are the foundation of the current digital economy.

Unit 5: Number System: Representation and Conversion

2.2 Number System: Representation and Conversion

The number system forms the basis of all digital systems; the binary system in particular. In contrast to the decimal system we use in daily life, the binary system simply uses the numbers 0 and 1. to-day life which employs ten digits (0-9). This conceptual simplicity is what lends binary to be ideally suited to electronic implementation, with the two states corresponding to threshold levels of electrical signals. You also have other number systems that are used in place of digital context, such as octal (base-8), decimal (base-10), as well as hexadecimal. Hexadecimal offers a far more compact and understandable form of binary, while other systems are better suited for particular scenarios. Various methods of changing the different data into numbers are transcoding. Integer representation usually uses fixed-point notation, which means that a predetermined number of bits are used to store a value. These include various schemes of signed integers such as sign-magnitude, the complement of one and the complement of two. Due to its computing efficiency, the two's complement has become the most often used technique for representing signed numbers., doesn't include the "negative 0" issue common to other representations, and has a nice symmetry with its positive counterpart. Floating-point representation provides a means to represent real numbers accounting a range with a different level of precision, analogous to the representation of a scientific notation in the context of decimal mathematics. A fundamental function in digital systems is the conversion of one integer representing a system to another. Each binary digit is multiplied by its corresponding power of two to convert it to decimal, and the total is then added up as follows: By continuously dividing by two and then noting the remainders in reverse order, one can convert from decimal to binary. With customized algorithms tailored for particular

conversions, the same techniques apply to conversions between different bases.

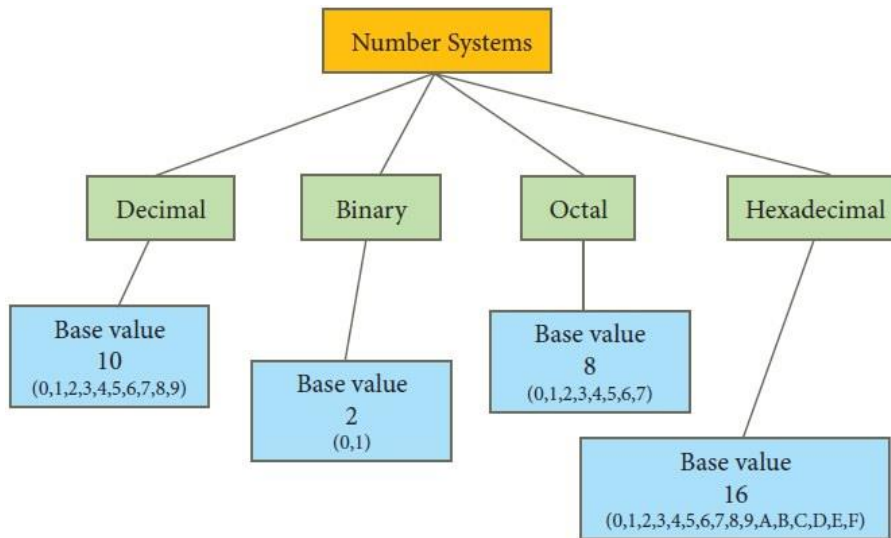


Figure 6: Number System

[Source: <https://www.brainkart.com>]

Architectures of Digital Systems digital systems architecture include the design and organization of costly components, such as storage, and digital pc for processing, as well as the digital devices used for communication. At the most fundamental level, digital logic gates (AND, OR, NOT, XOR, etc.) act as the fundamental components of electronic circuits. A simpler way to describe a logic gate is as follows: These gates can be expressed as a Boolean function that combines the input signals to generate a particular output in order to accomplish a mathematically specified purpose. However, more complicated components such as flip-flops and registers enable memory functions, giving digital devices the ability to remember state data over time. At a higher level are arithmetic logic units (ALUs), which execute mathematical functions, and control units that manage the flow of data and instructions. The heart of many digital systems, especially computers, is the Central Processing Unit (CPU). The transistors, billions of them, have been laid out such that they can execute extremely complex operations at very high speeds. A CPU retrieves

instructions from memory, decodes the required operations, executes those operations, and stores results—this sequence is called the fetch-decode-execute cycle. Modern CPU designs have features like pipelining, which runs parts of multiple instructions in concurrency, and some that do parallel processing, executing multiple operations at once. These techniques are essential for improved performance, allowing for the advanced processing power we enjoy today. In digital architecture, the memory systems serve the purpose of storing data as well as programs for processing. Registers (the smallest, fastest storage type, internal to the CPU), cache memory (quick cache), main memory (RAM) and secondary storage (disks). This hierarchy allows to strike the balance between the multiple speed/capacity trade-offs existing in current computers, with the fastest memory types usually having a lower capacity both in storage space and cost per bit. For example, In order to support larger applications when main memory is insufficient, virtual memory is a memory management strategy that expands this hierarchy by using secondary storage as an extension of main memory.

Check Specialties Systems (I/O) are responsible for how digital systems interact with the real world. These systems function by converting physical phenomena (e.g. keystrokes, touch, sound, or light) into digital signals that may be processed by the system, and then translating those digital outputs into forms perceivable by humans. To ensure compatibility between devices and components, I/O interfaces use different types of standards and protocols. Digital leviathan games with the Shoah. Digital communication is an essential part of any contemporary digital system. It provides a mechanism for passing information between devices over shorter as well as longer distances. Communications protocols — the rules and formats for transmitting data, so that it can be reliably and efficiently transported from one point to another. These protocols function at various layers of the communication process, from low-level transport mechanisms used to transfer data (like electrical, optical, or wireless transmission) to high-level application protocols that define how data is formatted and

utilized for specific applications. They are responsible for Identifying and fixing errors in digital communication, enabling systems to detect and frequently recover from errors in transmission, ensuring that the information remains intact and accurate.

Computer networks, on the other hand, provide digital contact to multiple devices that are connected in such a way that resources, data, news, and knowledge may be shared in complex networks over great distances. Devices in local area networks (LANs) are connected to one another within limited geographical areas, while wide area networks (WANs) connect a larger number of devices together in larger geographical areas (the Internet is the ultimate WAN). We learn both about the structures for another Either of these network architectures; client-server and peer-to-peer, defining the interactions between devices, guiding the exchange of data and sharing of resources within. Networking advances have dramatically changed access to information and services, ranging from email to web browsing and cloud computing to distributed applications. The data and programs that make the hardware work are referred to as software. It is the language of algorithms and instructions that are expressed in a human-understandable format and converted into machine code that digital devices can read effectively. Both high-level and low-level assembly languages are available; the latter provide more abstract abstractions but do not accurately represent the underlying hardware. Operating systems serve as a link between application software and hardware, managing resources and providing shared services. and creating standard interfaces that facilitate software development and execution.

And data structures and algorithms are theory behind software design, giving way to ways to store information and having efficient algorithm to produce output. Some popular Arrays, linked lists, trees, and graphs are examples of data structures, and each offers certain benefits in some contexts. Algorithms are a methodical process for tasks like sorting, searching, graph traversal etc which is generally optimized in time and space complexity. Choosing the right data structures and algorithms has

Notes

a huge impact on your systems performance, especially for applications that deal with intensive data or require real-time responses. Database systems refer to specialized digital systems to store, retrieve and manage the structured data efficiently. Relational databases operate on the concept of tables with established relationships between them which allows complex queries to be executed using specific languages like SQL (Structured Query Language). NoSQL databases provide contextual models for certain use situations, including document stores, key-value stores, and graph databases. Transaction processing, ensuring consistency in the presence of concurrent operations, and indexing mechanisms that speed up data access are all advanced database features. These capabilities are extended across multiple servers in modern distributed database systems, bringing both scalability and resilience to large-scale applications. The most revolutionary digital system applications that enable computers to carry out activities that have historically required human intelligence are artificial intelligence (AI) and machine learning. Instead of using explicit programming, systems use machine learning algorithms, which allow them to learn from experience and enhance their performance on particular tasks. Artificial neural network-based deep learning, a subfield of machine learning, has demonstrated remarkable outcomes in a number of domains, such as game play, picture identification, and natural language processing. These days, AI systems are useful in a variety of applications, ranging from self-driving cars and medical diagnosis to virtual assistants and recommendation systems.

Another frontier in terms of digital systems is the Internet of Things (IoT), which allows commonplace objects to collect and exchange data by connecting to the internet. Sensors are used by IoT devices to keep an eye on their environment. processing unit to process the data and communication interface to communicate information and receive commands. This ecosystem of integrated devices is found in consumer applications such as smart homes and wearable technology, industrial applications for manufacturing and supply chain management, and in

urban infrastructure supporting smart cities. System design and security cannot remain isolated in the world of traditional computing devices, as the number of IOT devices out there have expanded the reach of digital systems. The pervasiveness and interconnected nature of the digital world makes cybersecurity a critical factor in any digital system. Security features consist of encryption, securing data confidentiality; authentication systems that confirm user identities; and access control mechanisms that manage resource usage. Network security technologies like Intrusion detection systems and firewalls guard against harmful activity and illegal access. As digital systems continue to interface with numerous essential components of personal services and infrastructure,, implementing solid security practices are essential to guard against everything from data compromises and privacy incursions to denial-of-service and financial crimes. It is a field of study that addresses the processing of signals in a digital form. Various techniques such as Digital Filtering, Signal Compression, Signal Noise Removal, etc. are employed under this domain to improve the quality of signals or data itself, allowing for further data which could either be audio, speech, or even video processing. Do you want to support an open-source solution, you can try different library of DSP like those enhance Audio Quality, you can do that using transformation, we also available in that, since we got done an important milestone, as to build Sound Quality Enhancer Source feature, which also take time. DSPs can be implemented on a general-purpose processor (GPP), a specialized A field programmable gate array (FPGA) or a DSP chip are examples of application-specific integrated circuits (ASIC). Computer graphics and visualization are specialized applications in which digital systems create and manipulate visual representations of data and virtual environments. DGPUs accelerate rendering complex scenes, with parallel computational units that work on large datasets of vertices, pixels and textures. At the other end of the spectrum, rudimentary wireframe models can be rendered using low-quality polygons, or high-quality textures, chandeliers, and simulations of realistic lighting, material,

and physics. These offer a great range of application domain — from video games through scientific visualization to computer-aided design, virtual reality, or (cinematic) special effects — and illustrate the versatility of digital systems in shaping and transforming the visible world.

Embedded systems are virtualized system applications designed for specific functions within larger systems or environments. Embedded systems, which process or control specific applications, differ from general-purpose computers because they are made especially for a small number of activities and have limited resources in terms of time, money, and space. From consumer electronics and home appliances to automotive systems, medical equipment, and industrial machinery, these systems provide the foundation of innumerable applications. However, real-time embedded systems must adhere to strict timing requirements like that responses are guaranteed to occur before a given deadline, a vital characteristic in applications where a delay could result in severe outcomes, such as in vehicle control systems or medical monitoring equipment. The rapid evolution of digital systems continues as advances in hardware, software, and theoretical foundations fuel the process. Using quantum mechanical processes, quantum computing is a paradigm shift that can perform some tasks tenfold quicker than traditional computers. Neurosynaptic computing aspires to emulate biological nervous systems in terms of structure and functionality, which could allow for more efficient methods of processing for particular tasks. Edge computing moves computational resources near to data sources to decrease latency and bandwidth limitations for time-sensitive applications. These and other emerging technologies are promising to push the limits of our digital systems in ways that could lead to a radical reordering of our technological environment. Binary arithmetic is the mathematical underpinnings of digital systems, which is the computation of operations on binary numbers. Binary addition work like decimal addition, but the carry rules are different, as the counting is done in base-2. For example, when

we add say 1 and 1, we get 0 with a carry of 1, which we store as “10”, indicating a binary representation. Subtraction can be performed directly, but most often, subtraction is performed using addition of the minuend and the two's complement of the subtrahend. The algorithms for multiplication and division adapt the respective decimal algorithms to the binary context, as well as optimizations that are specific to working within digital hardware. These basic operations form the foundation of all computing activities in digital systems, from basic arithmetic to sophisticated processing.

Binary A set number of binary bits (usually four) are used to encode each decimal digit in coded decimal (BCD), a compromise between binary and decimal number systems. Additionally, this facilitates the conversion process between a machine-processable binary format and a human-readable decimal format. which is useful for applications that are meant to have user interaction quite often. But BCD is less space and computation efficient than pure binary representation. Other special number representations like In some situations, such as position encoders, gray code reduces the chance of errors by merely changing one bit position at a time from one number value to the next. excess-3 code is another example, excess-3 code allows one to significantly make arithmetic operation on decimal numbers. As you know, communication or information such as data need to travel ... With simple parity checks, an additional bit is added per data unit to If you want even parity, make the total number of 1s in the data unit even; if you want odd parity, make it odd. However, more sophisticated methods like cyclic redundancy checks (CRCs) and Hamming codes allow for improved error detection and, in certain situations, error correction without retransmission. These techniques are crucial in communication systems, storage devices, and even memory systems, where environmental conditions or hardware constraints can result in errors that may lead to inconsistencies or diminish the reliability of a system. Analog-to-digital conversion (ADC) and digital-to-analog conversion (DAC) are what create digital systems able to interact with

the analog world. DACs convert discrete digital values into continuous analog signals, allowing digital systems to control analog devices, or create waveforms for audio, video, and other applications. On the other hand, ADCs take samples of an analog signal at specific time intervals and convert these samples into digital representation in the form of numbers, enabling digital systems to work with real-world inputs. In general, the greater the bit resolution of the conversion, the more precise the conversion will be, and the higher According to the Nyquist-Shannon sampling theorem, the higher the sampling rate, the more precisely the frequency domain can be represented.

Programmable logic devices (PLDs) refer to a category of digital hardware that can be programmed to carry out specific functions post-manufacturing. Basic PLDs, such as programmable array logic (PAL) devices, allow only basic configurability, while Field-programmable gate arrays (FPGAs) and complex PLDs (CPLDs) allow for more significant design changes. In particular, thousands or millions of these programmable logic blocks joined by programmable interconnects make up Field-Programmable Gate Arrays (FPGAs), which enable users to create specialized digital logic in a significantly less expensive and time-consuming manner than with custom silicon. With their adaptable interconnects and programmable logic blocks, FPGAs are well-suited for prototyping and small to medium volume production, as well as post-deployment updates or in-the-field updating or even adaptivity. Over the past few decades, various high-level design methodologies have emerged to address an ever-growing the intricacy of digital systems and the requirement for quicker development cycles.

Abstract: Digital circuit functionality can be described at various degrees of abstraction by designers using hardware description languages (HDLs) like Verilog and VHDL. ranging from gate-level descriptions to high-level behavioural specifications. Moreover, electronic design automation (EDA) tools come to our help by automating many needs in the design flow, e.g. synthesis (going from HDL descriptions to gate-level representations), placement and routing

(deciding where to place amplifier and circuit components), and verification (ensuring functional correctness). It is these tools and methodologies that underlie the development of modern billion-component digital systems. The process of testing and verification are vital stages in the development of digital systems, helping to ensure that designs conform to their specifications and maintain reliable operation during intended conditions. Now, the functional verification ensures that given the input, the systems produce the correct output, and also, timing verification ensures the signals reach the output in the required amount of time. Different test methodologies include simulation, where you model the system behaviour in software; emulation, where you implement your designs in reprogrammable hardware to get faster verification; and formal verification, which is a mathematically proven property of your designs. For the manufactured devices, detection of physical defect as well as the operational failure is aided by boundary scan testing and the built-in self-test (BIST) techniques.

Digital technology has made overhauls to telecommunications, allowing for widespread, efficient transmission, switching and processing of information over networks, to support the world. Before we end, I would like to mention that these digital modulation techniques are more noise resistant than analog methods. To aggregate the signals, time-division multiplexing and frequency-division multiplexing permit multiple signals to share communication channels that ultimately serve as a capacity multiplier. They use digital compression algorithms to remove redundancies in data streams to make more efficient use of available bandwidth. These technologies form the backbone of modern communications systems — from cellular networks and satellite communications, to fiber-optic backbones and internet infrastructure. Application-Specific Integrated Circuits (ASICs) are extremely specialized digital devices used for specific purposes that provide the best performance, power, and small size for a targeted application. However, unlike general-purpose processors or programmable logic devices, ASICs have a hardwired function that cannot be changed after

manufacturing. ASICs are made to order; their design process enforces such design steps as optimizations and verifications, as the final chips cannot be modified afterwards. Although the development costs for ASICs are high, they turn economical for high-volume applications, where chip costs can be spread across massive production runs. Other areas include crypto mining, routing for networks, and bespoke signal processing. A system-on-chip (SoC) design integrates multiple components of a digital system (such as specialized hardware, input/output interfaces, memory, and CPUs) onto a single integrated circuit. This new configuration is smaller, has lower power consumption, and is faster than multi-chip implementations. Modern SoCs may include a wide range of components such as multicore processors, graphics processing units, digital signal processors, and many different peripheral controllers all working together by embedding an entire computing system on a single chip. SoC designs are complex, requiring advanced methodologies and tools, such as IP reuse, integrating pre-verified components into new designs to speed development and mitigate risks.

Energy efficiency is currently a top goal in digital system design because of worries about data centre electricity costs and battery life in portable electronics., and environmental aspects. Some common methods used for power consumption reduction include dynamic voltage and frequency scaling, which modulates processing speed and power supply to match workload needs; power gating, which cuts off power to inactive circuit blocks; and low-power design techniques that enhance circuit models and architectures for energy efficiency. These strategies have also facilitated impressive advances in energy performance, from mobile devices that run for days on a single Digital Systems: Concept, Application, Number System: Representation and Conversion All fields of modern technology now rely on digital systems, from communication and entertainment to healthcare and manufacturing, digital systems are at the core of all our practices. All these systems underpinned with binary logic and number systems have

empowered extraordinary technological advances which previously existed only in the realm of science fiction. Information processed at the fundamental level in digital systems is discrete, serving as counterpoint to continuous signals managed in analog systems. This crucial distinction has profound consequences for how we build, deploy, and use technology in our world which is ever more interconnected and interdependent. The history of digital systems can be linked to George Boole's mathematical works from the mid-1800s, which established Boolean algebra as the foundation for binary logic. However, it wasn't until the 1950s, when the transistor and later integrated circuits were invented, that useful digital systems became available. Because of these advancements, processing power increased exponentially, as evidenced by Moore's Law, which states that a microchip's transistor count doubles approximately every two years. For decades, this remarkable development has persisted, enabling the development of ever-more-potent digital systems that permeate every part of our society. There are a lot of benefits with digital systems over the analog systems such as they provide noise immunity, reliability, precision, cost-efficiency, security and many more. Digital signals, which have discrete values (e.g. 0s and 1s), are less likely to degrade due to noise and interference than their continuous analog counterparts. Such resilience ensures the integrity of digital data even in the face of unfavorable conditions, making digital systems well-suited for applications demanding high reliability. Also, digital systems do well in information representation, storage, processing, and transmission, allowing for the development of advanced computing tools and communication networks that fuel data-driven economies.

All digital systems are based on number systems, especially the binary system of numbers. In contrast to the decimal system, the binary system only employs two indices: 0 and 1. used in daily life consists of ten indices (0-9). This simplicity means that binary is an excellent choice for implementation in electronic systems since the two binary states can be represented in digital circuits by the presence or absence

of electrical signals. Base-8 octal, base-10 decimal, and base-16 hexadecimal are also used in other scientific areas for digital context. Both systems have their own strengths to be used in specific situations, and hex is a great way to represent binary value in a smaller form. You've covered some topics around number representation in digital systems. Integer usually uses fixed-point to represent an integer, thus, the representation is determined by a fixed number of bits. For signed integers, representation schemes like We can express both positive and negative integers with the same bit sequence by using sign-magnitude, one's complement, and two's complement. Up to the more intricate method for minimizing the "negative zero" problem, the majority of implementations have since selected two's complement as the most effective. However, there's a limit beyond which the number can't be represented, just like scientific notation limits how large a decimal number can be expressed. In digital systems, converting between different number systems is a basic function. Each binary digit is multiplied by the relevant power of two (the binary digit's role or bit-weight) before the results are added in order to convert from binary to decimal. Decimal-to-binary conversion can be done via repeated division by 2, with remainders recorded in reverse order. Similar techniques can be employed for converting between other bases, using specialized algorithms optimized for a given transformation. These processes are necessary to be able to link between human-visible formats and the binary representation that digital hardware utilizes. As with the earlier descriptions, we can capture Systems Architecture that govern the organization and interrelation of the components that process, store, and communicate digital information. At the lowest level, digital logic gates (AND, OR, NOT, XOR, etc.) create the building blocks of digital circuits. By using Boolean functions, these gates combine input signals to generate specific output according to predetermined logical operations. Flip Flops and Registers Memory are more advanced components that can store state information and retain logic data. On a higher level, there are arithmetic logic units

(ALUs) to perform mathematics, and control units, which orchestrate where data and instructions go.

The central processing unit, or CPU, is the brains behind most digital systems, especially computers. Modern CPUs are made of billions of transistors organized in such a way to perform complex operations at previously unimaginable speeds. Instructions get fetched from memory, decoded to determine what actions to take, executed, then the CPU stores the result of the actions—this cycle is known as the fetch-decode-execute cycle. Advanced CPU designs use techniques such as pipelining (overlapping the execution of multiple instruction phases), superscalar execution (multiple instruction completion), and multicore (multiple execution streams) to optimize execution efficiency further. These mechanisms lead to a huge increase in performance, making the complex computing power we use today possible. Digital architecture includes memory systems for storing data and instruction. Registers (located within the CPU and very fast) are included in the memory hierarchy in addition to cache memory. (intermediate levels operating at various speeds), main memory(random access storage, usually larger) and secondary (HDD, SSD and the likes). Since we usually cannot afford to have all of our bytes in fast memory, we hierarchically approach memory, where faster types of memory come at a higher flip bit cost. Other memory management techniques, e.g. virtual memory extend this hierarchy, to let the system use secondary storage as an extension of main memory when needed. Digital devices in embedded systems communicate with components in the external world through input/output (I/O) systems. These systems take physical phenomena (keystrokes, touch, sound, light) and translate them into digital signals that the system can interact with and vice versa get the digital outputs and try to transform them into something that a human can perceive. There are different protocols and standards which are used to ensure compatibility among various components and devices used in I/O interfaces. I/O Technologies: The evolution of I/O technologies has significantly transformed our interactions with digital systems,

facilitating immersive multimedia experiences, virtual environments, and seamless connectivity across various platforms.

Digital communication is an important part of modern digital systems. They transmit information over the same distance. Communication protocols are established sets of rules and formats which tell you how you can send data. They come at various levels, ranging from physical transmission methods (over electrical, optical or wireless signal pathways) to high-level application protocols that format data for certain applications. Error detection and correction techniques are crucial in digital communication, enabling systems to identify and often recover from transmission errors, ensuring data integrity over potentially noisy channels. So we can see, one way of communicating via internet is a computer network where the network of multiple computers is able to share information across very large distance. Local area networks (LANs) connect devices over small distances, wide area networks (WANs) connect devices over longer distances, and the Internet is the world's most advanced wide area network. Client-server and peer-to-peer are the network architectures defining interaction between devices where they follow protocols for data exchange and resource sharing. More so, the evolution of strong networking tech has revolutionized the way we obtain information and services, from email and browser app to cloud computing and distributed apps. Hardware: the mechanical components systems (i.e. microprocessors), and the software dimension of digital systems includes the programs and data that control hardware operations. Programming languages allow humans to describe algorithms and instructions that are translated into the machine code that a digital piece of hardware can actually execute. These languages include low-level assembly languages (which closely align with the underlying hardware instructions) as well as higher-level languages that provide more abstract and powerful programming constructs. An operating system is a component that acts as a bridge between application software and hardware, managing system resources and providing shared services. and defining a number of

standardized interfaces to make software development and execution simpler and faster.

Data Structures and Algorithms: This is the theoretical basis for software development, which provides the structure for data organization and offers solutions to meet computing requirements efficiently. Some commonly used Each of the data structures—arrays, linked lists, trees, and graphs—has advantages for particular use scenarios. An algorithm is a series of steps that must be followed, such as sorting, searching, or graph traversals, and is usually cited in terms of time and space complexity. All of this can be significantly influenced by the choice of appropriate data structures and algorithms and their implementation especially in applications where the data they handle is humongous or needs to be answered instantly. Database systems are specialized digital systems used for efficiently storing, retrieving, and handling structured data. Relational databases structure data in tables with predefined relationships, allowing for complex queries using languages like Structured Query Language, or SQL. Rather, NoSQL databases offer several ways to work with data in particular contexts, such as document stores, key-value storage, and graph databases. Advanced database features include support for transaction processing, which maintains the consistency of the data when it is processed simultaneously by multiple users, and indexing mechanisms that speed up access to the data. Modern distributed database systems take these features further by replicating them across multiple servers, allowing for scalability and resilience for large-scale applications. They are [...] AI and machine learning are closely related and represent their own exciting applications of digital systems, whereby computers are capable of carrying out activities that normally demand for human intelligence. Machine learning algorithms are programs that, without human assistance, can learn to perform better on a particular task via experience. Advances in image identification, natural language processing, and gaming have been made possible by deep learning, a branch of machine learning that makes use of artificial

neural networks. Virtual assistants, recommendation engines, self-driving cars, and medical diagnostics are just a few of the uses for this technology.

The Internet of Things (IoT), which describes how common household products can connect to the internet and exchange information, is another frontier in digital systems. A group of sensors on Internet of Things (IoT) devices gathers environmental data, a built-in processing unit to analyse and understand the information brought to them, and communication protocols to send the findings and receive instructions from other devices. This complex of interlinked devices exists in consumer applications such as smart homes and wearables, industrial systems for manufacturing and supply chain management, and urban infrastructure for smart cities. The explosion of IoT has extended digital systems' reach well beyond the conventional computing devices we think of, creating new possibilities — and complexities — for system design and security. Fears of cyber warfare have turned digital systems into a frontline, with cybersecurity now a critical component of computer systems designed for our interconnected world. Encryption, which keeps data confidential; authentication mechanisms that confirm user identities; and access control systems that determine who gets to use resources. Network security technologies (firewall, intrusion detection system, etc.) protect against unauthorized access and malicious activities. With the spread of cyber entities being integrated within foundational structures or essential affairs of daily life, omissive theory of their usage is at stake; hence, security measures are an intrinsic aspect to extrude against any malevolent attack to their systems like blockage, electricity loss, fraud of monetary values, confidentiality, more.

Digital Signal Processing: A Branch of Engineering That Deals with Digital Signals DSP can be used in many applications from audio and speech processing to image and video processing, sonar, radar, biomedical engineering, and many more. Filtering (removal of unwanted signal components), transformation (e.g., Fast Fourier

Transform (FFT) to transform a signal in between time and frequency domain), and compression (in DSP, storage, and bit rate reduction with lossless signals). A digital signal processor, a general-purpose processor, or specialized hardware like a field-programmable gate array could be used to accomplish it. The first among them is Computer graphics and visualization, a set of specialized applications of the digital system itself to produce and manipulate visual representations for data and virtual environments. Graphics processing units (GPUs) support hardware acceleration for rendering complex environments, running parallel operations on large datasets of vertices, pixels, and texture. Rendering methods vary from simple wireframe models to photorealistic simulations that integrate sophisticated lighting, materials and physics. However, these features are useful for applications ranging from video games through scientific visualization, computer-aided design, by way of virtual reality and cinematic special effects. A type of digital system called an embedded system is made to carry out certain tasks inside the context of larger products or environments. Embedded systems are recognized as specialized computing devices designed for specific applications, frequently showcasing restrictions in size, energy usage, and expense, distinguishing them from general-purpose computers. These systems are found in innumerable applications, ranging from household appliances and consumer electronics to industrial machinery, medical devices, and automobile systems. Strict timing requirements must be met by real-time embedded systems, ensuring response within specified deadlines — an important design topic for applications where modulation delay could have dangerous effects, e.g., vehicle control systems or medical monitoring. Because hardware, software, and theoretical underpinnings are constantly improving, systems that seemed to many of us impractical are more feasible every day. The paradigm This is reflected in quantum computing, which uses quantum mechanical phenomena to execute some computations exponentially faster than traditional computers. Computing that is neuromorphic shimmers on the horizon with the promise of mimicking the structure

and function of biological neural systems, potentially providing more efficient modalities for certain types of processing. The second concept is the trend towards edge computing, which involves bringing computational resources closer to the sources of data to reduce latencies and bandwidth requirements for time-sensitive applications. These and other emerging technologies are expected to broaden the potential applications of digital systems in ways that promise to profoundly reshape our technological environment. Digital systems are fundamentally based on number representation which, as mentioned, is accomplished using binary arithmetic. The same rules apply when both numbers are written in binary, but because the binary system uses base 2, this does create a distinct carry system. As a quick example, in binary adding 1 and 1 gives 0 with a carry of 1, written simply as “10” in ow-ow notation. There are two ways to implement subtraction, directly or more commonly by way of addition of the minuend and the two's complement of the subtrahend. Multiplication and division similarly take the algorithms for decimal multiplication and adapt them to the binary context, including optimizations for implementation in digital hardware. Such basic operations are underpinning all computational processes in digital systems, from baseline arithmetic to complex simulations.

2.3 Binary Coded Decimal (BCD) Representation

BCD or binary coded decimal is a compromise between a binary and a decimal number system in which a predetermined number of binary bits—typically four—are used to encode each decimal digit. Such approach decouples human-readable decimal representation from machine-processable binary format, making it easier to cope with specific applications with frequent human interaction. BCD is not as efficient as pure binary when it comes to storage and computation. More specialized number representations are Gray code (where adjacent numbers differ by only one bit position, useful in situations like position encoders to avoid changing multiple bits in practice and causing errors) and excess-3 code (which allows simple decimal

arithmetic operations). You would not operate below this threshold, because data corruption/cross talk is inevitable. Simple parity checks add another bit to each data unit, in order for the total number of 1s to be odd (odd parity) or even (even parity). Techniques like Hamming codes and cyclic redundancy checks (CRCs) are more advanced, offering improved error detection and automatic correction of certain types of errors without requiring retransmission. This is particularly crucial in communication systems, storage devices, and memory systems where environmental conditions or hardware limitations can result in errors that may jeopardize system integrity or performance.

Analog-to-digital conversion (ADC) and digital-to-analog conversion (DAC) are the interface circuit that enables digital systems to work with the analog world. DACs convert discrete digital values into continuous analog signals, allowing digital systems to control analog devices or produce waveforms for audio, video, etc. In contrast, ADCs convert analog arrays into discrete time samples, quantized into ascending digital values, enabling the digital processing of real-life values. The higher their resolution in bits the more accurate the conversion would be with the Nyquist-Shannon sampling theorem determining the sampling rate and thus how high a frequency can be represented.

Programmable logic devices (PLDs) are a family of digital hardware that can be programmed to carry out desired functions post-fabrication. Programmable logic devices (PLDs) have a range of configurations from simple to complex depending on a user-designed logic structure. For instance, field-programmable gate arrays (FPGAs) and complex PLDs (CPLDs) offer more reconfiguration options than programmable array logic (PAL) devices, which have a smaller design area. To put it briefly, an FPGA is composed of thousands or millions many programmable logic blocks configured with programmable interconnects, allowing the implementation of highly specialized digital circuitry with much lower cost and time to achieving than traditional custom silicon fabrication. Such flexibility makes FPGAs some of the best for prototyping, small-to-medium volume production, and applications requiring field updates or adaptability.

The complexity of digital systems has cumbersome the design methodology that has been developed in higher level abstractions that have been developed for the digital systems design allowing them to scale and accelerate recip the design methodology. HDLs are hardware description languages (like VHDL, Verilog) that provide designers with the ability to describe digital circuits at multiple abstraction levels: from gate-level descriptions to behavioural models. Unlike general purpose computer software development, where all tasks need to be done by hand, electronic design automation (EDA) tools automate various steps of the design flow such as synthesis (the process of converting HDL descriptions into gate-level representations), placement & routing (the process of determining the physical placement of components on a chip), and verification (permutation of the functional correctness of the design). This technique has been vital for creating modern digital systems with the billions of parts seen today. Testing and verification are crucial stages of digital design life cycle which guarantee that the design meets their performance needs and guarantees that the system will function properly in a variety of scenarios.. Functional verification ensures that systems generate the expected output for a set of inputs, and timing verification ensures the signals can transit in the circuit within the specified limit. Testing methodologies are simulation, where we model system behaviour in software; emulation, where we implement the designs in programmable hardware to run faster verification cycles; and formal verification, which is a mathematical proof of properties of designs. At system level, processes such as boundary scan testing and built-in self-test (BIST) help identify physical defects and also show if information and instructions have been corrupted during their intended operation.. Telecommunications systems have gone digital allowing global information transmission, switching, and processing. Digital modulation techniques transform data represented in binary or other code formats into signals that can be transmitted through different media with noise resistance and spectral efficiency Through the use of frequency-division multiplexing (FDM) and time-division

multiplexing (TDM), many signals can use the same communication channels, maximizing effective usage and providing significant capacity increments. In data streams, algorithms for digital compression reduce redundancy in the input stream to provide more efficient use of bandwidth. These technologies are the basis for contemporary communications systems, whether in cellular networks, satellite communications, or fiber-optic backbones and internet infrastructures.

ASIC, or application-specific integrated circuit, is a digital circuit designed with a particular use in mind. offering maximal performance, low power consumption, and small size. In contrast to general-purpose processors or programmable logic devices, an ASIC implements fixed functionality that cannot be changed after manufacture. Since ASICs cannot be modified after they are manufactured, the design process involves significant optimization/verification to ensure that the resulting chips meet all requirements. ASICs have high development costs, but whose per-unit costs become economically viable for high-volume applications over large production runs. Applications ranging from chips for cryptocurrency mining, to routing on a network, and dedicated signal processing. System-on-chip (SoC) designs combine various components of a digital system—such as processors, memory, input/output interfaces, and specialized hardware—into a single integrated circuit. It is smaller, consumes less power, and has better performance than multi-chip solutions. These may include multi-core CPUs, GPUs, DSPs, and many other peripheral controllers, essentially condensing a complete computer into one piece of silicon. SoC design is complicated enough that it requires advanced methodologies and tools, including intellectual property (IP) reuse, where pre-verified components are reused in new designs to speed up development and lower risks. Concerns surrounding battery life in portable devices, operational costs in data centres, and environmental impact have made energy efficiency a paramount consideration in the design of digital systems. Methods for decreasing power include dynamic voltage and

frequency scaling, which modifies processing speed and power supply in accordance with workload requirements; power gating, which cuts off unused circuit blocks from power sources; and low-power design approaches that maximize energy-efficient circuits and designs. These strategies have led to extraordinary gains in energy efficiency, from smartphones that last for days on a single charge (or longer) to

2.4 Boolean Algebra Fundamentals

In computer science, Boolean algebra is a subfield of algebra that deals with binary variables and logical operations; it is named after George Boole. 1 Boolean algebra works with the values "true" and "false," which are typically represented as 1 and 0, respectively, whereas traditional algebra concentrates on numerical quantities. 2. This approach offers a mathematical foundation for deciphering and evaluating logical expressions and digital circuitry. The relationships between these binary variables and how logical operators can be used to combine them are at the heart of Boolean algebra. 3 More complex logical functions are defined in terms of the fundamental logical operations, AND, OR, and NOT. 5. The OR operator returns "true" if at least one input is "true," while the AND operator returns "true" if both inputs are "true." The NOT operator returns "false" if the input is "true" and vice versa. 6. By combining these simple operations we can represent and manipulate complex logical statements. This is not abstract math, but the foundation of digital electronics, the basis for the true heart of computer science: Boolean algebra. 7 Boolean operations, also known as Boolean algebra in mathematical terms, are the basis for designing and analysing digital electronic circuits ranging from simple circuits of logic gates to complex microprocessors. Understanding this system is crucial for anyone interested in computer architecture and digital systems. Boolean algebra angle sentences the solution to all the logical problems. 9

Cumulative Language of Boolean Algebra: Formulas and operators

Notes

Boolean algebra uses a more compact and accurate language to express logical relationships. 10 and is a language built from a family of formulas and operators that show how binary variables interact. The truth table for the three primary operators These three operators are AND, OR, and NOT. 11 The AND operator is usually indicated by a dot (\bullet) or the lack of a symbol, the OR operator by a plus sign (+) and the NOT operator by an overbar ($\bar{}$) or an apostrophe ('). For instance, $A \text{ OR } B$ can be written as $A+B$, NOT-A as \bar{A} or A' , and $A \text{ AND } B$ as $A \bullet B$ or AB . 12 A Boolean expression can be manipulated and made simpler with the help of these operators' set of fundamental principles and theorems. 13. Associative laws ($(A+B)+C = A+(B+C)$ and $(A \bullet B) \bullet C = A \bullet (B \bullet C)$), distributive laws ($A \bullet (B+C) = A \bullet B + A \bullet C$ and $A+(B \bullet C) = (A+B) \bullet (A+C)$), commutative laws ($A+B = B+A$ and $A \bullet B = B \bullet A$), and De Morgan's theorems ($\bar{A+B} = \bar{A} \bullet \bar{B}$ and $\bar{A \bullet B} = \bar{A} + \bar{B}$) are the most significant of these laws. 14 These laws serve as the foundation for creating effective digital circuits and simplifying intricate Boolean expressions. A basic method for analysing how boolean operators and expressions work is to use truth tables. For a given operation, a truth table displays every conceivable combination of input variables and the related output. For instance, the output in the truth table for $A \text{ AND } B$ will only be "true" if both are "true." For instance, the output will be shown as "true" in the truth table for $A \text{ OR } B$ when A or B or both are "true." These truth tables directly visualize the defined logical relationships by the operators so one can analyze and understand complex Boolean expressions.

Illuminating Concepts Through Examples

To solidify our understanding of Boolean algebra, Let's look at a few real-world examples that show how its operators and formulas are used. Imagine a straightforward situation in which we wish to create a logic circuit that, when both switches A and B are closed (inputs A and B are

Notes

"true"), only then will a light (output Y) turn on. The Boolean equation $Y = A \cdot B$ can be used to represent this situation. Only when both A and B are "true" can we use a truth table to confirm that Y is "true."

A	B	Y ($A \cdot B$)
0	0	0
0	1	0
1	0	0
1	1	1

Now, let's consider a slightly more complex scenario where the light (output Y) should be activated if either switch A or switch B is closed. This can be represented by the Boolean expression $Y = A + B$. The truth table for this expression will show that Y is "true" when either A or B or both are "true."

A	B	Y ($A + B$)
0	0	0
0	1	1
1	0	1
1	1	1

Simplifying complex Applying De Morgan's theorems to a Boolean expression. Take the logic statement $Y = \bar{A} - B$, for example. De Morgan's theorem allows us to classify the statement as $Y = \bar{A} \cdot B$. A further illustration would be to simplify $Y = A \cdot (B + C)$. By applying the distributive law, we can extend this expression: $Y = A \cdot B + A \cdot C$. 20 By using fewer logic gates, this simplification can improve the circuit architecture. used. 21[edit] Examples of logical relationships Use of Boolean algebra in logic diagrams.

Boolean algebra can do so much more than just the most basic of logic circuits. It is a basic element in the creation of cutting-edge electronic gadgets such as microprocessors, memory chips, and communication networks. ²³ In computer programming, Boolean algebra is used to create programming languages, database systems, and artificial intelligence algorithms. ²⁴ For example, programming uses conditional statements like the "if-then-else," which is based on Boolean logic. ²⁵ In database systems, Boolean algebra is utilized to construct queries and extract data according to particular conditions. ²²²⁴ In computer science, Boolean algebra has applications in designing circuits as well as in machine learning and knowledge representation algorithms. Outside digital systems, Boolean algebra has been used in many other fields, such as control systems, cryptography, and network security. In control systems, Boolean logic is applied for the design of controllers for automation and system regulation. In a bright, cartesian world, it simply means a zero or one. Also, they are used in cryptography as follow-ups of algorithms to encrypt/decrypt.²⁹ ³⁰ Firewalls and intrusion detection systems are designed using Boolean logic in network security. The relevance of Boolean algebra is that it finds a formal and rigorous form of analysis and manipulation of logical relations. It provides us with a way to formulate complex problems in a way that is both concise and exact, while allowing us to reason about the systems we build, ensuring their correctness and efficiency. The principles of Boolean algebra are essential not only in understanding how digital technology works, but also in developing innovative solutions to a plethora of real-world challenges. In a world that is increasingly defined by data and technology, mastering Boolean algebra is essential for anyone who wants to navigate and influence that world.

2.5 Basic Theorems and Properties of Boolean Algebra

Digital electronics and computer science, on another hand, build on a language presented by boolean algebra to allow one to analyse a digital circuit or simplification of one.

- As opposed to regular algebra, which only works with continuous variables, Boolean algebra is limited to binary values: 0 (false) and 1 (true). Its binary character is therefore ideal for describing and working with the true/false logic of digital systems.
- Boolean algebra is fundamentally a set of basic operations (theorems) that show how the given indicators behave.
- The three basic operations are: AND (represented by an implied multiplication or dot " \cdot "), OR (represented by a plus sign " $+$ "), and NOT (represented by an overbar " \neg " or an apostrophe "'")
- These operations, along with a few axioms and postulates, form the foundation of all Boolean expressions and manipulations.
- The simplification of logical expressions, which can be more easily implemented as hardware or software, is the fundamental idea of Boolean algebra.
- Because fewer logic gates are required to construct a circuit, designers are able to create systems that are more cost-effective and efficient.
- Since they provide the foundation for evaluating, creating, and improving digital circuits, these fundamental theorems and characteristics are essential for students studying digital logic.
- For instance, each valid Boolean expression is also valid when we swap 0s and 1s and AND and OR operations, according to the notion of duality. fundamental to simplification of expressions and for deriving new theorems.
- Boolean algebra is more than a mathematical abstraction; it is a tool that makes it possible for every digital device — from the

simplest calculator to the most complex computer systems — to work.

- Its clean elegance and simplicity make it a crucial building block of the digital age and the foundation upon which ever more complex and efficient technologies are built.

Core Theorems and Properties: The Foundational Tools of Analytical Reduction

Boolean algebra, with its theorems and properties, was a major beginning in providing systematic methods of simplifying and manipulating logical expressions. The following explores some of the most fundamental theorems and properties, along with formulas and used in practice.

- **Commutative Laws:**

- These laws state that the order of operands does not affect the result.
- Formula: $A \cdot B = B \cdot A$, $A + B = B + A$
- Example: Consider a circuit with two inputs, A and B. Whether A AND B or B AND A, the output is the same. Similarly, whether A OR B or B OR A, the output remains unchanged.¹³

- **Associative Laws:**

- These laws state that the grouping of operands does not affect the result.
- Formula: $(A \cdot B) \cdot C = A \cdot (B \cdot C)$, $(A + B) + C = A + (B + C)$
- Example: In a circuit with three inputs, A, B, and C, whether (A AND B) AND C or A AND (B AND C), the output is identical. The same holds true for OR operations.

- **Distributive Laws:**

- These laws define how AND and OR operations interact.

Notes

- Formula: $A \cdot (B + C) = (A \cdot B) + (A \cdot C)$, $A + (B \cdot C) = (A + B) \cdot (A + C)$
- Example: If A is 1 and either B or C is 1, then A AND (B OR C) is 1. This is equivalent to (A AND B) OR (A AND C). Similarly, if A is 1 or both B and C are 1, then A OR (B AND C) is 1, which is equivalent to (A OR B) AND (A OR C).
- **Identity Laws:**
 - These laws define the behaviour of 0 and 1 with respect to AND and OR operations.
 - Formula: $A \cdot 1 = A$, $A + 0 = A$, $A \cdot 0 = 0$, $A + 1 = 1$
 - Example: If A is 1, then A AND 1 is 1, and A OR 0 is 1. If A is 0, then A AND 1 is 0, and A OR 0 is 0. Any variable ANDed with 0 will result in 0 and any variable ORed with 1 will result in 1.
- **Idempotent Laws:**
 - These laws state that repeating an operand does not change the result.¹⁴
 - Formula: $A \cdot A = A$, $A + A = A$
 - Example: If A is 1, then A AND A is 1, and A OR A is 1. If A is 0, then A AND A is 0, and A OR A is 0.
- **Complement Laws:**
 - These laws define the behaviour of a variable and its complement.¹⁵
 - Formula: $A \cdot \neg A = 0$, $A + \neg A = 1$
 - Example: If A is 1, then $\neg A$ is 0, and A AND $\neg A$ is 0, and A OR $\neg A$ is 1. If A is 0, then $\neg A$ is 1, and A AND $\neg A$ is 0, and A OR $\neg A$ is 1.

- **Absorption Laws:**

- These laws simplify expressions by absorbing redundant terms.¹⁶
- Formula: $A \cdot (A + B) = A$, $A + (A \cdot B) = A$
- Example: If A is 1, then A AND (A OR B) is 1, regardless of the value of B. Similarly, if A is 1, then A OR (A AND B) is 1.

- **De Morgan's Theorems:**

- These theorems provide a way to simplify expressions involving complements.
- Formula: $\neg(A \cdot B) = \neg A + \neg B$, $\neg(A + B) = \neg A \cdot \neg B$
- Example: The complement of A AND B is equivalent to the complement of A OR the complement of B. The complement of A OR B is equivalent to the complement of A AND the complement of B. These theorems are very important when trying to utilize NAND or NOR gates, as they are universal gates.

- **Double Negation Law:**

- Formula: $\neg(\neg A) = A$
- Example: The complement of the complement of A is A. If A is 1, then $\neg A$ is 0, and $\neg(\neg A)$ is 1. If A is 0, then $\neg A$ is 1, and $\neg(\neg A)$ is 0.

By applying these theorems and properties, complex Boolean expressions can be simplified, leading to more efficient and cost-effective digital circuits.¹⁷

Practical Applications and Examples: Bridging Theory and Implementation

The true power of Boolean algebra lies in its practical applications in digital circuit design.¹⁸ To illustrate how these theorems and properties are used, let's consider a few examples.

- **Example 1: Simplifying a Logical Expression**
 - Consider the expression: $F = A \cdot B + A \cdot \neg B$
 - Using the distributive law: $F = A \cdot (B + \neg B)$
 - Using the complement law: $F = A \cdot 1$
 - Using the identity law: $F = A$
 - This simplification shows that the original expression is equivalent to a single input A, reducing the complexity of the circuit.
- **Example 2: Implementing a Logic Circuit**
 - Suppose we need to design a circuit that outputs 1 only when A and B are both 1, or when C is 1.
 - The Boolean expression for this is: $F = (A \cdot B) + C$
 - This expression can be directly implemented using an AND gate for A and B, and an OR gate to combine the result with C.
 - If instead we had $F = (A+C) \cdot (B+C)$ we could apply the distributive law to get $F = A \cdot B + C$, showing both are equivalent.
- **Example 3: Applying De Morgan's Theorem**
 - Consider the expression: $F = \neg(A + B)$
 - Using De Morgan's theorem: $F = \neg A \cdot \neg B$
 - This transformation allows us to implement the circuit using NAND gates instead of NOR gates.
- **Example 4: Simplifying using Absorption Laws**
 - Consider the expression: $F = A + (A \cdot B)$
 - Using the Absorption Law: $F = A$
 - This shows that the addition of the $(A \cdot B)$ term does not change the output, simplifying the circuit.

These examples show that Boolean algebra can simplify the circuit design. Through usage of the above theorems/properties, designers can minimize the number of logic gates, minimize power consumption and enhance the performance of the overall digital systems. 19 Many of these concepts are applied in practice; Boolean algebra is used in microprocessor, memory chip, and other digital device design. The simplification of Boolean expressions is a crucial stage in the design process since it directly affects the final product's performance and cost.

2.6 Boolean Function

The crux of the discourse rests on Boolean functions, which are essential constituents of digital logic and the foundation of computer science. These mathematical functions of logical statements are the fundamental components which govern how computers function and process information. Boolean functions, unlike functions with continuous outputs that define values over an infinite range, reduce their outputs to discrete states by making their values either true (1) or false (0). This simplicity allows for complex digital circuits to be constructed from simple logic gates that carry out a basic Boolean operation, such as AND, OR, and NOT: Truth tables are a necessary component of the definition of the Boolean function, containing all input combinations and their corresponding outputs. This table form then gives us an easy visualization of the behavior of the function through which we would analyze and compile logical circuits. Boolean functions play a critical role not just in digital electronics, but also in fields such as database query optimization, artificial intelligence, and cryptography. In database systems, for instance, Boolean logic forms the basis for formulating complex search queries that return data meeting multiple criteria. In AI, Boolean functions are used in rule-based systems and decision-making algorithms. In addition, the study of Boolean functions is fundamental to the study of computational complexity, as it determines the efficiency of algorithms and the limits of computation. Learning Boolean function basics is a powerful way to explore logic's foundations in digital system manipulation and information representation.

The Language of Logic: Boolean Formulas

Heather had had enough and flew into a rage. These formulas are built on top of Boolean variables that represent inputs and logical operators

that represent operations. The three fundamental logical operators are AND (\wedge or \bullet), OR (\vee or $+$) and NOT (\neg or $'$). These can be used together in complex expressions mimicking advanced logical relations. A function can also be expressed using logical constructs such as $(A \wedge B) \vee \neg C$, which includes logical AND, OR, and NOT operations, signifying a function that is behaviour of a system in the form of | POS form :function is expressed as conjunction of |disjunction. These forms are essential to circuit design, because they can be directly transcribed into logic gate forms. The SOP form is implemented as AND gates followed by an OR gate and the POS form is implemented as OR gates followed by an AND gate. K-maps, Boolean algebra identities, etc. Applications of this include minimizing the number of variables in formulas to make them easier and cheaper to implement. Additionally, Boolean formulas are used in formal verification, where they are used to prove the correctness of digital circuits and software systems. By writing the behavior of a system in the form of a Boolean formula, it can be tested with automated tools to ensure that the system conforms to specifications about its functionality. It is easy to convert the matrix form into a Boolean and simplify it by applying Laws of Boolean Algebra which also acts as a prerequisite or fundamental skill of anyone is working around Digital Logic & Computer Systems which is a very useful way of analysing and designing Complex Logical structures.

Illuminating Concepts with Examples

To solidify our understanding of Boolean functions and formulas, let's explore several concrete examples.

- **Example 1: The AND Function**

- The AND function, denoted as $A \wedge B$, is true if and only if both inputs A and B are true.¹⁶
- Truth Table:

- $A \mid B \mid A \wedge B$

Notes

- ---|---|-----
- 0 | 0 | 0
- 0 | 1 | 0
- 1 | 0 | 0
- 1 | 1 | 1
- Formula: $A \wedge B$ or $A \cdot B$
- Application: Used in digital circuits for enabling or disabling operations based on multiple conditions.
- **Example 2: The OR Function**
 - The OR function, denoted as $A \vee B$, is true if either input A or B (or both) is true.
 - Truth Table:
 - A | B | $A \vee B$
 - ---|---|-----
 - 0 | 0 | 0
 - 0 | 1 | 1
 - 1 | 0 | 1
 - 1 | 1 | 1
 - Formula: $A \vee B$ or $A+B$
 - Application: Used in digital circuits for combining multiple signals or conditions.¹⁷
- **Example 3: The NOT Function**
 - The NOT function, denoted as $\neg A$, inverts the input.¹⁸ If A is true, $\neg A$ is false, and vice versa.
 - Truth Table:

- $A \mid \neg A$
- $--- \mid ----$
- $0 \mid 1$
- $1 \mid 0$
- Formula: $\neg A$ or A'
- Application: Used in digital circuits for inverting signals or creating complementary outputs.¹⁹
- **Example 4: A Complex Boolean Function**
 - Consider the function $F(A, B, C) = (A \wedge B) \vee \neg C$.
 - Truth Table:
 - $A \mid B \mid C \mid A \wedge B \mid \neg C \mid (A \wedge B) \vee \neg C$
 - $--- \mid --- \mid --- \mid ----- \mid --- \mid -----$
 - $0 \mid 0 \mid 0 \mid 0 \mid 1 \mid 1$
 - $0 \mid 0 \mid 1 \mid 0 \mid 0 \mid 0$
 - $0 \mid 1 \mid 0 \mid 0 \mid 1 \mid 1$
 - $0 \mid 1 \mid 1 \mid 0 \mid 0 \mid 0$
 - $1 \mid 0 \mid 0 \mid 0 \mid 1 \mid 1$
 - $1 \mid 0 \mid 1 \mid 0 \mid 0 \mid 0$
 - $1 \mid 1 \mid 0 \mid 1 \mid 1 \mid 1$
 - $1 \mid 1 \mid 1 \mid 1 \mid 0 \mid 1$
 - Application: Building more complex digital logic that uses multiple inputs and conditions.
- **Example 5: Sum of Products (SOP)**
 - Function $F(A,B,C)$ from example 4 can be represented in SOP form.

- Find the rows where the output is 1:
(0,0,0),(0,1,0),(1,0,0),(1,1,0),(1,1,1)
- SOP form: $\neg A \neg B \neg C + \neg A B \neg C + A \neg B \neg C + AB \neg C + ABC$

• **Example 6: Product of Sums (POS)**

- Function $F(A,B,C)$ from example 4 can be represented in POS form.
- Find the rows where the output is 0: (0,0,1),(0,1,1),(1,0,1)
- POS form: $(A+B+\neg C)(A+\neg B+\neg C)(\neg A+B+\neg C)$

Expanding Horizons: Applications and Significance

Boolean functions and formulas have many applications beyond simple digital systems, with uses in numerous areas of technology and science. In Computer Architecture, Boolean logic forms the basis on which arithmetic logic units (ALUs) are built, which perform the basic operations of arithmetic and logic within a processor. ALUs (arithmetic logic units) use vast and complex Boolean circuits to implement instructions that allow computers to do math and manipulate data. In software engineering, Boolean logic is used in conditional and loop statements, enabling developers to alter the path execution will take based on the evaluation of conditions. Most programming languages have built-in operators for Boolean logic, making it possible for developers to build complicated decision-making algorithms. In database systems, boolean algebra helps build complex queries and filter the data as per multiple criteria. Metrics and alerting in databases: In databases like The industry standard for relational database management systems is SQL (Structured Query Language). search conditions are specified using Boolean operators like AND, OR, NOT etc. Boolean functions are used in AI in rule-based systems and in decision-making algorithms. For instance, expert systems use Boolean logic to encode knowledge and make inferences based on input data . Boolean functions are also important in cryptography, where they are used to create secure encryption algorithms. Stream

ciphers, e.g., make use of Boolean functions to construct pseudorandom keystreams to encrypt and decrypt data. Moreover, this task is quite important for better understanding the computational complexity and provides the foundation for the analysis of the effectiveness of algorithms and the limitation of computation. It is common to measure the size of the smallest circuit used to compute a Boolean function to determine its difficulty.

2.7 Canonical and Standard Forms

Formal Logic and Digital Circuits There are various ways to express logical expressions, such as propositional statements or digital circuit functionalities. Yet this aspect makes it a bit ambiguous, making handling of these expressions in such expressions maneuvering and comparison not efficient enough. This led to the development of canonical and standard forms, which are standardized techniques for expressing logic. Therefore, these forms provide a standardized way of expressing logical relationships, making it easier for equivalent expressions to be recognized and compared. Hence, especially the canonical forms have unique unambiguous representations for all the logical functions, which is very useful in truth table generation, function comparison, automated reasoning, etc. In truth, a standard form is never unique; but a standard form is a simpler and better representation for many circumstances, namely the representation of digital circuits. Standardization is called for due to the inherent complexity of logical systems. This consistent representation is critical to minimize logical expression, design digital circuits and check logic. Canonical and standard forms help logicians, engineers, and computer scientists communicate with one another by expressing the same logical relationships in a common language. Here we discuss the details of these forms including their definition, character, and utility. The two basic canonical forms are called the two common forms are Sum of Minterms (SOM) and Product of Maxterms (POM). Products (SOP) and the Sums Product (POS) We provide some insight into how these forms can be used to represent and simplify logical expressions, thus

preparing the stage for more advanced discussions related to digital systems and their implementation..

Sum of Minterms (SOM) and Product of Maxterms (POM) are canonical forms.

Canonical forms or the fact that each function has a single representation are examples of canonization. That uniqueness is achieved by representing the function in terms of its basic building blocks, minterms and maxterms. Minterms are product phrases, which are true just for a single combination of input values and contain all of the function's variables in either complemented or uncomplemented form. For a function with n variables, there are 2^n minterms. The function is true because each input configuration is represented by a logical-sum (OR) of minterms. Assume that the truth table has a function $F(A, B, \text{ and } C)$ as shown below.:

A	B	C	F
0	0	0	0
0	0	1	1
0	1	0	0
0	1	1	1
1	0	0	0
1	0	1	0
1	1	0	1
1	1	1	1

For the minterms $A'B'C$, $A'BC$, $AB'C'$, and ABC , F is true. Therefore, $F(A, B, C) = A'B'C + A'BC + AB'C' + ABC$ is the SOM form of F . In any case, maxterms are sum terms that exclude output for a single set of input values and contain all of the function's variables, either in

complemented or uncomplemented form. The function is expressed in the Product of Maxterms (POM) form as the logical product (AND) of its maxterms, or the product (AND) of the minterms that render the function false. $A+B+C$; $A+B'+C$; $A+B+C'$; $A'+B+C$ are the maxterms when F is false, according to the same truth table. Consequently, $F(A, B, C) = (A+B+C)(A+B'+C)(A+B+C')(A'+B+C)$ is the POM form of F . The function is indicated differently by each SOM and POM. Summary of the POM and SOM: When we talk about a SOM, we are only focusing on the input combinations that make the function true; however, when we think about a POM, we are focusing on the input combinations which makes the function false. The simple conversion from POM to SOM is that the minterms in SOM correspond to the maxterms in POM that do not exist and vice-versa. Canonical forms are very helpful for many applications, such as generating truth tables, comparing functions, and logic synthesis. Looks like Valid Algebraic Printers from IEEE.

Standard Forms: Product of Sums (POS) and Sum of Products (SOP)

In other words, as compared to canonical (or unique) forms, standard forms do not provide a unique representation of a logical function. However, they provide a more concise and practical way to represent logical expressions, especially in digital circuit design. There are (Sum of Products) SOP and (Product of Sums) POS are the two primary canonical forms. The logical sum (OR) of product terms, which can comprise any number of variables in either complemented or uncomplemented form, is represented by a function in Sum of Products (SOP) form. Since the SOP form's design provides straightforward implementation using AND-OR logic gates, it is frequently used in digital circuit design. $F(A, B, C) = AB + A'C + BC'$ could be an example function to work on. Every product word (AB , $A'C$, and BC') is connected by an OR operation in this SOP form. By using Boolean algebra identities to simplify the formula, it may be derived from the canonical SOM. The provided canonical form $F(A, B, C) = A'B'C +$

$A'BC + AB'C' + ABC$ can be simplified to $F(A, B, C) = A'C + AB + BC'$ using Karnaugh maps or other Boolean algebraic structures. This streamlined SOP form is more efficient than the previous one since it requires fewer logic gates to implement. A function is represented in POS form as the logical product (AND) of sum terms, each of which may contain an arbitrary number of variables in either complemented or uncomplemented form. However, because it can be easily implemented using OR-AND logic gates, POS is also a common form in digital circuit design. This type of formulation can be seen in $F(A, B, C) = (A+B)(A'+C)(B+C')$. Each sum term ($A+B$, $A'+C$, and $B+C'$) is joined to get AND, and this is the POSE. Using Boolean algebra identities, the equation can be reduced to the POS form from the standard POM form. For example, Karnaugh maps or Boolean algebra techniques simplify the canonical POM $F(A, B, C) = (A+B+C)(A+B'+C)(A+B+C')(A'+B+C)$ to $F(A, B, C) = (A+B)(A'+C)(B+C')$. Additionally, comparatively fewer logic gates are used in its implementation. Various strategies will be advantageous based on the application and how it is implemented. Basically SOP is preferred when function has more number of minterms(true outputs) whereas POS is preferred when function has more number of maxterms(false outputs). For example: Their approach is that standard forms allow us to have a flexible and efficient way to extenuate logical functions, and to increase the effectiveness of digital circuits.

Applications, Simplification Techniques, and Practical Considerations

Canonical forms and standard forms are useful in applications like digital circuit design, logic synthesis, automated reasoning, among others. All these forms are employed in digital circuit design to use logic gates to implement logic functions. SOP and POS forms are essential for reducing the number of gates required, which helps our circuit have fewer logic gates. saving the costs and area of our implementation. Used by logic synthesis tools, canonical and standard

forms provide a way to automate the process of creating optimized circuit implementations from logical expressions.

Notes

MCQs:

1. Which of the following is a base-2 number system?
 - a) Decimal
 - b) Octal
 - c) Binary
 - d) Hexadecimal
2. How many bits are used in a Binary Coded Decimal (BCD) representation?
 - a) 2
 - b) 4
 - c) 8
 - d) 16
3. The complement of 1 in binary is:
 - a) 0
 - b) 1
 - c) 10
 - d) -1
4. Which Boolean algebra law states that $A + 0 = A$?
 - a) Identity Law
 - b) Idempotent Law
 - c) Associative Law
 - d) Complement Law
5. What is the Boolean expression for the AND operation?
 - a) $A + B$
 - b) $A \oplus B$
 - c) $A \cdot B$
 - d) $\bar{A} + B$
6. Which number system is most commonly used in digital computers?

Notes

- a) Octal
 - b) Binary
 - c) Decimal
 - d) Hexadecimal
7. The truth table of an OR gate has how many rows for two inputs?
- a) 2
 - b) 3
 - c) 4
 - d) 5
8. What is the binary equivalent of the decimal number 13?
- a) 1010
 - b) 1101
 - c) 1110
 - d) 1001
9. The Canonical form of a Boolean function refers to:
- a) Simplified Boolean expressions
 - b) Expressions using only NOR gates
 - c) Expressions in sum-of-products or product-of-sums form
 - d) Expressions with only one variable
10. Which Boolean theorem states that $A + \bar{A} = 1$?
- a) Identity Law
 - b) Complement Law
 - c) Distributive Law
 - d) Absorption Law

Short Questions:

1. What is a digital system?
2. Explain the importance of number systems in computing.
3. Convert $(1011)_2$ to decimal.
4. Define Boolean algebra with an example.

5. What is the difference between sum-of-products and product-of-sums forms?
6. Explain the significance of Binary Coded Decimal (BCD).
7. List the basic theorems of Boolean algebra.
8. What is a Boolean function? Give an example.
9. Convert $(45)_{10}$ to binary.
10. What are canonical forms in Boolean algebra?

Long Questions:

1. Explain different number systems and their conversions with examples.
2. Discuss the application of digital systems in real-world scenarios.
3. Explain the fundamental laws of Boolean algebra with proofs.
4. What is BCD representation? Convert $(25)_{10}$ to BCD.
5. Differentiate between canonical and standard forms of Boolean functions.
6. Convert $(101011)_2$ to decimal, octal, and hexadecimal.
7. Discuss the importance of Boolean functions in digital logic design.
8. Simplify the Boolean expression using Boolean algebra: $AB + A'B + AB'$.
9. Explain the De Morgan's Theorems with proof.
10. Discuss the significance of Boolean algebra in digital circuit design.

MODULE 3

GATE-LEVEL MINIMIZATION

LEARNING OUTCOMES

By the end of this Module, students will be able to:

- Understand the basics of gate-level minimization.
- Learn about the Karnaugh Map (K-map) method for simplifying Boolean expressions.
- Understand the concept of product-of-sums simplification.
- Explore the "Don't Care" condition in Boolean algebra.
- Learn NAND and NOR gate implementations.

3.1 Introduction

These fundamental constructs of logical expressions, the building blocks of digital circuits and the foundation of computational thought, often appear in complex forms. Moreover, although these complexities faithfully represent logical relationships, they can result in complex implementations, increased costs, and lower performance. One approach to simplicity involves employing a graphical method known as the map method, based on the rules of Boolean algebra. Essentially, it presents a more graphical, intuitive method for simplifying logical expressions, converting complex equations into efficient, concise forms. This Module introduces you to the map method by summarizing the background, foundation, and implementation of the method. This technique might seem abstract, and, in this post, we will drill down into the details and show how this technique allows for more compact forms of complex logical relationships and the ability to optimize designs in digital space. Karnaugh map, also known as K-map, a map method is not just a simplification tool but a link between the abstract understanding of logical concepts and the practical implementation of those ideas in the form of circuits. It results in a design approach that enables visualization of logical functions, validation of patterns and leads to optimal and cost-effective solutions. Because Boolean algebra is inherently complex, manipulating it directly can be difficult, necessitating some sort of method or procedure. The A methodical and visual approach for simplification is the map method. so even novice designers should find the exercise straightforward to undertake. In this Module, we will provide a guide to logical simplicity, empowering readers to command the map method.

3.2 The Map Method

One of the representation used to optimize these is the map method that is based on logical adjacencies and groupings which makes the map method a graphical method of its own. Simply put, the map method can

be viewed as a visual representation of a truth table, where each cell essentially denotes a distinct set of input variables. These cells' arrangement makes it easier to identify neighboring minterms or maxterms that can be merged, leading to the formation of simplified product or sum terms. So this grouping operation based on the properties of Boolean algebra will lead to a minimized logical expression. Map (K-map) K-map is extensively used for upto four variables functions. It can be used for more variable functions with slight modifications. The map method is based on a fundamental idea - adjacency. K-map is a technique in which adjacent cells have either complemented variable or uncomplemented variable. Genetic Algorithm & Boolean Algebra This property of adjacently allows to identify min-terms or max-terms that can be combined using the Boolean algebra identity $A + A' = 1$. So, we minimize the expression by combining adjacent cells. First, we create a grid and each input variable is represented by rows and columns. The order of these variables is important because it defines which cells are adjacent. Thus, the cells themselves correspond to the function output values for the particular combination of input variables. After creating the K-map, the next thing is to find and group the adjacent cells. The grouping process follows a few guiding principles: groups can only be rectangular or square, they can only take a power of two number of cells (1, 2, 4, 8, etc.), and they have to be joined into the largest size groups possible. These simple rules guarantee that the final result is a minimal expression as we can get. The map technique is used to minimize both the expressions for the product of maxterms (POM) and sum of minterms (SOM). For SOM, we collect those cells that have '1' in them i.e.; the minterms that make function true. For POM, we group cells with '0', which indicates the max terms that make the function false. SOM is fitted into POM based on application requirements and implementation. When the count of minterms is more, SOM is preferred, and when the count of maxterms is more, POM is preferred. There are some advantages of map method as compare to other simplification methods. This also gives you a visual and intuitive way

of noting patterns and relationships. It also features the ability to identify prime implicants that are necessary, which are minterms or maxterms that cannot be covered by more than a single group. In addition, the map method is especially well suited to use with functions that have a few variables, which many digital circuits do. However, there are also some limitations of map method. For more than four functions, however, this becomes exponentially complicating, necessitating higher level maths techniques. It also has to depend on the user's ability to recognize and group neighboring cells correctly, which can be a bit difficult in some cases. However, the map method is still a powerful and intuitive approach to simplifying Boolean expressions and can be especially useful even with these drawbacks in mind..

Constructing Karnaugh Maps: A Step-by-Step Guide

K-map is a systematic process, where drawings a grid represents One of the Boolean functions' truth tables. Because the grid's size and location are dependent on inputs, bus problems are detected...

Two-Variable K-Maps:

For a 2-variable function (A, B) the K-map is a 2 x 2 grid. Each row is a value of A and each column is a value of B. Translates this into the usual set up of these variables:

		B	
		0	1
A	0	0	1
	1	2	3

Figure 7: Two Variable K-Map

[Source: <https://dyclassroom.com>]

Notes

B=0 B=1

A=0 00 01

A=1 10 11

Each cell in the grid corresponds to a unique combination of A and B. The values in the cells represent the output of the function for each combination. For example, if the function is $F(A, B) = AB$, then the K-map would be:

B=0 B=1

A=0 0 0

A=1 0 1

Three-Variable K-Maps:

For a function with three variables, say A, B, and C, the K-map is a 2x4 grid or a 4x2 grid. The arrangement of variables is typically as follows:

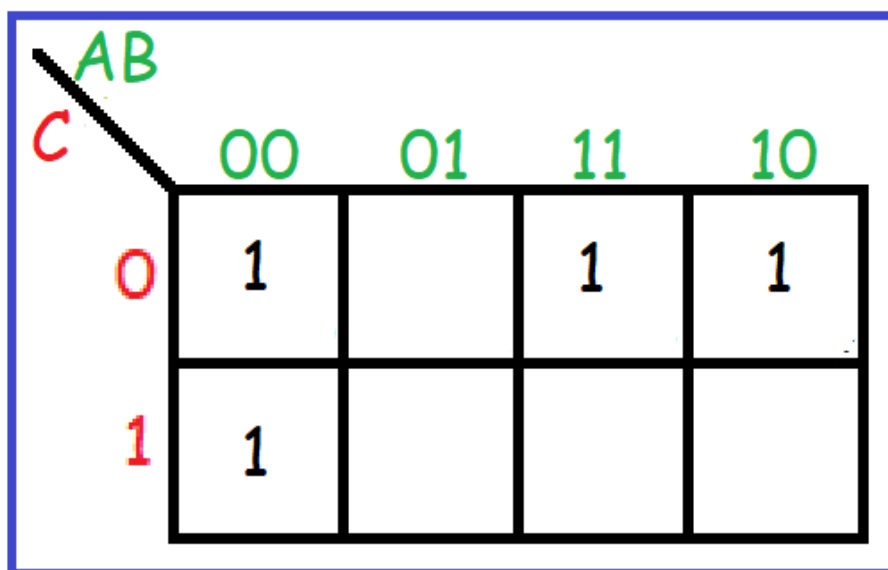


Figure 8: Three Variable K-Map

[Source: <https://medium.com>]

BC=00 BC=01 BC=11 BC=10

A=0 000 001 011 010

A=1 100 101 111 110

Notice the Gray code sequence for the BC variables (00, 01, 11, 10). This arrangement ensures that adjacent cells differ by only one variable. For example, if the function is $F(A, B, C) = A'BC + ABC + AB'C$, then the K-map would be:

BC=00 BC=01 BC=11 BC=10

A=0 0 1 1 0

A=1 0 1 1 1

Four-Variable K-Maps:

For a function with four variables, say A, B, C, and D, the K-map is a 4x4 grid. The arrangement of variables is typically as follows:

CD \ AB	00	01	11	10
00				
01				
11				
10				

CD \ AB	00	01	11	10
00	$\bar{A}\bar{B}\bar{C}\bar{D}$	$\bar{A}\bar{B}C\bar{D}$	$\bar{A}B\bar{C}\bar{D}$	$\bar{A}BC\bar{D}$
01	$\bar{A}\bar{B}C\bar{D}$	$\bar{A}BC\bar{D}$	$\bar{A}BCD$	$\bar{A}B\bar{C}D$
11	$A\bar{B}\bar{C}\bar{D}$	$A\bar{B}C\bar{D}$	$AB\bar{C}\bar{D}$	$ABC\bar{D}$
10	$A\bar{B}C\bar{D}$	$AB\bar{C}\bar{D}$	$ABCD$	$AB\bar{C}D$

Figure 9: Four Variable K- Map

[Source: <https://WatElectronics.com>]

CD=00 CD=01 CD=11 CD=10

AB=00 0000 0001 0011 0010

AB=01 0100 0101 0111 0110

AB=11 1100 1101 1111 1110

AB=10 1000 1001 1011 1010

Again, notice the Gray code sequence for both AB and CD variables. For example, if the function is $F(A, B, C, D) = A'B'CD + A'BCD + AB'CD + ABCD$, then the K-map would be:

CD=00 CD=01 CD=11 CD=10

Notes

AB=00 0 0 1 0

AB=01 0 0 1 0

AB=11 0 0 1 0

AB=10 0 0 1 0

Grouping Minterms and Midterms: The Art of Simplification

Once the K-map is constructed, the next step is to identify and group adjacent minterms or maxterms. The grouping process is guided by several rules:

- Groups must be rectangular or square.
- Groups must contain a power of two cells (1, 2, 4, 8, etc.).
- Groups must be as large as possible.
- Groups can wrap around the edges of the K-map.

Grouping Minterms (SOM):

For simplification in a sum-of-minterms (SOM) expression, we group the cells having '1'. Each group corresponds to a product phrase in the abbreviated form. The item term includes the variables that are common across all cells in a group. For each group, variables that vary over the cells are removed.

3.3 Karnaugh Maps (K-maps) for Simplifying Boolean Expressions

For every kind of digital logic or circuit design, the cost and circuit performance is of the highest significance. Boolean expressions can be used to depict the logical behaviour of these network circuits, and they can typically be decreased to lower the number of logic gates required for implementation. This leads to reduction of hardware costs as well as propagation delays due to inputs simplification. Karnaugh Maps (K-maps) are one of the most popular and developed techniques for Boolean simplification. Karnaugh Maps: K-maps are utilized to minimize Boolean functions wherein logic designers can visualize the function and quickly observe the redundant terms in the expression which can be eliminated, thus the expression is simplified. K-maps, the wonders of logic design, its construction and application with advantages in designing Boolean expression. How K-maps work meaning, how to represent Boolean variables, and what adjacency means Next, we will discuss how to construct K-maps for 2,3, and 4 variables and how to identify adjacent minterms or maxterms and group them into groups of powers of 2. Derivation of simplified Boolean expressions using K-maps will be discussed, along with practical examples of applying K-maps to different situations. And lastly, we will explore the pros and cons of K-maps and its significance in the larger scope of design. K-maps exist as crucial tools for digital logic designer professionals in their quest to devise efficient and optimized circuits. The intent objective this Module is to give a thorough understanding of K-maps, so that readers can acquire this important technique and use it confidently in their designs.

Before we start: Boolean Variables and Adjacency

K-maps are based on the representation of Boolean variables and adjacency. This means that these digital circuits are a combination of

Notes

those The variables of the aforementioned circuit inputs and outputs are represented by boolean variables, which have just two possible values: 0 and 1. The sequence of these variables in K-maps ensures that only one variable differs across consecutive cells. The ability to recognize and combine minterms or maxterms—the fundamental building blocks of Boolean expressions—makes the adjacency attribute crucial. A minterm can be either complemented (NOT operation) or uncomplemented, and it is defined as the product (AND operation) of all the variables in a function or a table that represents the function, and evaluates to TRUE for exactly one combination of input values. Maxterms, in contrast, are sum terms which include all variables of the function, either in their complemented or uncomplemented form, and evaluate to 0 (false) for only one input combination. Learn how K-maps are structured in such a way that each cell is a unique minterm and maxterm. The key to simplification is that the difference is only in a single variable, thus enabling us to cancel that variable when appearing in an expression. Take two neighbouring minterm, such as $A'BC'$ and $A'BC$. C is the only variable that separates the two minterms, and because their combined sum simplifies to $A'B$, thus removing C from the equation, this is perfectly acceptable; the K-map visually shows the adjacency that allows for the algebraic reduction. Adjacency — not just linear adjacency — is a concept. In K-maps, cells are considered adjacent even if they are on the edges, that is, the first and last cell in a row or column are adjacent. This property enables us to group minterms or maxterms that fall at the edge of the map, thus further simplifying the expression. A K-map relies on the understanding of both Boolean variables and adjacency. It serves as the mathematical framework for the identification and organization of will then be identified and how they'll be grouped --> minterms or maxterms --> main idea/goal of K-maps --> simplification of boolean expressions. Recognizing and using adjacency is essential to minimizing Boolean expressions and designing minimal digital circuits.

Karnaugh maps are constructed differently according to the Boolean expression's variables. A function with n variables will have 2^n cells in the K-maps. We are going to look at how K-maps are constructed for two, three and four variables along with examples.

Two-Variable K-maps:

If the function is of 2 variables, A, B it will have $2^2 = 4$ cells in the K-map. Map format is A in rows and B in columns arranged as a 2×2 matrix. The title of the cells are the appropriate set of the minterms or maxterms. We can use a two-variable K-map to start simplifying a Boolean expression. Next, we find and cluster all the adjacent cells that contain 1s (for minterms) or 0s (for maxterms). Depending on the amount of upstream cells, this can be done in pairs, quads, or octets. The larger the group, the easier the resulting expression. Let us take the example of $F(A, B) = A'B' + A'B +$:

	B'	B
A'	1	1
A	0	1

Export to Sheets

The cells with 1s are grouped as follows:

- $A'B'$ and $A'B$ are grouped, resulting in A' .
- AB is grouped separately.

Therefore, the simplified expression is $F(A, B) = A' + AB$.

Three-Variable K-maps:

For a function with three variables A, B and C , there will be $2^3 = 8$ cells in the K-map. Since the map is a 4×2 , horizon A , horizon BC The columns are ordered according to their Gray code (00, 01, 11, 10) such that neighbour columns only differ by a single variable. The procedure

Notes

for simplifying a Boolean expression using a three-variable K-map is quite similar to that of a two-variable K-map. Let us take an example $F(A, B, C) = A'B'C' + A'BC' + ABC' + ABC$. The K-map for this function is:

	B'C'	B'C	BC	BC'
A'	1	0	0	1
A	0	0	1	1

Export to Sheets

The cells with 1s are grouped as follows:

- $A'B'C'$ and $A'BC'$ are grouped, resulting in $A'C'$.
- ABC' and ABC are grouped, resulting in AC .

Therefore, the simplified expression is $F(A, B, C) = A'C' + AC$.

Four-Variable K-maps:

If you consider a function derived on four variable, say A, B, C, D, the K-map would have $2^4 = 16$ cells. The map is a simple 4×4 grid, where AB indicates rows, while CD indicates columns. The rows and columns are organized in Gray code order. To minimize a Boolean expression using a four-variable K-map, it is basically same as with two and three variable K-map, i.e, we have to identify the adjacent cells and create groups. Outline: A function is given and asked to solve using K-map with the data is related to input and respectively 8 variable and data is needed This is the K-map for this function:

	C'D'	C'D	CD	CD'
A'B'	1	0	0	1
A'B	0	0	1	1
AB	0	0	1	1

AB'	1	0	0	1
-----	---	---	---	---

The cells with 1s are grouped as follows:

- A'B'C'D' and A'B'CD' are grouped, resulting in A'B'D'.
- A'BCD' and A'BC'D' are grouped, resulting in A'BD'.
- AB'C'D' and AB'CD' are grouped, resulting in AB'D'.
- ABCD' and ABC'D' are grouped, resulting in ABD'.

Therefore, the simplified expression is $F(A, B, C, D) = A'B'D' + A'BD' + AB'D' + ABD'$.

Deriving Simplified Expressions and Practical Considerations

Once the K-map is constructed and the adjacent cells are grouped, we can derive the simplified Boolean expression. Each group of cells corresponds to a product term (for minterms) or a sum term (for maxterms). The variables that remain constant within the group are included in the term, while the variables that change are eliminated. For example, in the group A'B'C'D' and A'B'CD', the variables A' and B' remain constant, while C and D change.

3.4 Product-of-Sums Simplification

In the intricate realm of digital logic design, the effective modeling and use of Boolean functions are crucial. POS Form: This function is often less-known than the more common SOP based method, we will be discussing here the construct for this expression here. POS formulations, wherein a function is expressed as the logical AND of a number of summand terms, are particularly useful in the case of logic functions with a high cardinality of '0' outputs or logic implementation through All-OR-AND gate configurations. However, that two-level POS expression obtained directly from a truth table or a Boolean expression might not be of best efficiency. Therefore, simplifying POS expressions is a critical process in the minimization of digital circuits,

leading to a reduction in the number of logic gates required and a decrease in the cost and power consumption of the design. In this Module, we will cover the typical techniques and methodologies used to achieve minimized POS expressions. We will then look into the underlying theory as to why POS can be simplified, using Boolean algebra identities and Karnaugh maps and give some practical examples. For every wannabe digital logic designer, knowledge of POS template simplification would definitely come in handy and helps design the systems to be both more efficient, and cheaper. Understanding these techniques as discussed in this Module places designers in a strong position to minimize POS expressions thereby achieving better optimized logic implementations and more efficient circuits.

Understanding Product-of-Sums (POS)

Before delving into the simplification techniques, it is crucial to establish a solid understanding of the POS (Product-of-Sums) form. A Boolean function is represented by a POS expression, which is the logical AND of several sum terms. One or more variables, either in their complemented or uncomplemented form, make up each sum term., combined using the logical OR operation. The POS form is particularly useful when dealing with functions that have a high number of '0' outputs in their truth table, as it directly corresponds to the maxterms of the function. Maxterms are sum terms that evaluate to '0' for a specific combination of input variables and '1' for all other combinations. To derive a POS finding the rows in a truth table where the output is '0' and writing the corresponding maxterms. The full POS expression is then created by combining each maxterm using the logical AND operation. Consider the following truth table for a Boolean function $F(A, B, \text{ and } C)$ as an example:

A	B	C	F
0	0	0	0

0	0	1	1
0	1	0	0
0	1	1	1
1	0	0	0
1	0	1	0
1	1	0	1
1	1	1	1

Export to Sheets

The rows for which F is '0' are (0, 0, 0), (0, 1, 0), (1, 0, 0), and (1, 0, 1). This leads to the minterms of (0,1,2,3,4,5,6,7) which corresponds to $(A+B+C)(A+B'+C)(A'+B+C)(A'+B+C')$. Hence, POS form of F will be: $F(A, B, C) = (A+B+C)(A+B'+C)(A'+B+C)(A'+B+C')$. However, although this POS expression correctly represents the function, it has a very large equivalent in implementation. With the goal of minimizing the number of sum terms and the number of literals in each sum term, POS simplification results in a simpler and less costly circuit.

Techniques for POS Simplification: Boolean Algebra and Karnaugh Maps

The methods of simplifying POS are two: The use of Boolean algebra identities and the use of Karnaugh maps. This also involves an understanding of Boolean algebra, which consists of various rules and theorems that may be applied to algebraically manipulate and simplify Boolean expressions. Some of these are commutative law, associative law, distributive law, De Morgan's laws, absorption law, etc. This can be accomplished by systematically applying all of these identities to the POS expression, thus greatly reducing its complexity. The distributive law $A + BC = (A + B)(A + C)$ is utilized to convert an SOP form to POS form or simplify the existing POS equation. An additional aspect of Boolean algebra keywords opportunity is De Morgan's laws $((A+B)')$

Notes

$= A'B'$ and $(AB)' = A'+B'$) are very convenient to adjust complemented terms and reduce comply

A 00 01 11 10

0 0 1 1 0

1 0 0 1 1

The four '0's' marked in red can be seen as grouped into two blocks, (0, 0, 0) and (0, 1, 0) as one block and (1, 0, 0) and (1, 0, 1) as another block. The opening block represents the sum term $(A+C)$ and the other block represents the sum term $(A'+B)$. Hence, the simplified POS of F is: $F(A, B, C) = (A+C)(A'+B)$ This simple logic expression means fewer logic gates are needed to implement it into the circuit. K-maps offer a graphical and intuitive method for simplification of POS, allowing visualization of the alignment of adjacent maxterms to help find pairs or larger groups. For larger functions, It becomes impossible to map such a complex structure, thus it introduces other ways such as Quine-McCluskey algorithm.

Advanced Techniques and Practical Considerations

Although the method of Boolean Algebra and K-Map are helpful in simplifying POS expressions, higher-order methods or advanced methods are needed for complex functions having a large number of variables. Another approach is a tabular algorithm for simplification of a Boolean expression called the Quine-McCluskey algorithm, and is particularly helpful when we have functions with five or more variables. It precisely detects and joins maxterms to get a minimal POS expression. Two of the main steps of the algorithm consist of finding the key implicants and choose the most important ones. The largest groups of neighbouring max that do not overlap are known as key groups. Prime implicants that cover at least one maxterm that isn't covered by any other prime implicants are known as essential prime implicants. prime implicant. The essential prime implicants combined with any non-essential ones needed to cover all maxterms will yield

the minimal product of sums (POS) expression. Post literature, the Quine-McCluskey algorithm is the other widely known mechanical method, it is more systematic than Karnaugh maps but requires more computation. Apart from these techniques, there are several software tools and CAD tools employed in POS simplification. Such tools automatically apply Boolean algebra identities, draw Karnaugh maps and run the Quine-McCluskey algorithm which makes the whole process of simplification quicker and easier. POS expressions can be used in the design and construction of digital circuits, but practical cases are very important. Gate delays, fan-in limitations and power consumption must all be taken into account. The time it takes for a logic gate to switch its output in reaction to an input change is known as the gate delay. A logic gate's fan-in limits define how many inputs it can process. The quantity of electricity required for a circuit to operate is known as its power consumption. This implies that simpler POS expressions won't always result in the fewest logic gates but also won't always provide the best possible implementation in terms of power and speed. This implies that power consumption, speed, and complexity may have to be traded off. In the case of a simplified POS expression that has lower logic gate usage but comes with longer gate delays. The designer will have to find a better novel implementation or to use higher optimization techniques in such cases. Also, the choice of logic gates for realizing the minimum POS expression can affect the performance and price of the circuit. Depending on the speed, power consumption, and cost, various logic gates have different characteristics. These factors must be taken into account by designers when selecting logic gates to ensure that performance and cost objectives are achieved.

3.5 Don't Care Condition

One such concept, in the realm of digital logic and Boolean algebra, is the idea of "don't care" conditions, which can be utilized for both optimization and simplification. Common such conditions are represented by a letter 'X' or 'd' and denote the same combinations of inputs for which the resulting output of a logical function is of no

interest. Ultimately, provided that these input combinations will never be encountered in the intended application or that the output from these ranges of values does not impact functionality of the overall system, we will not be concerned about their irrelevance. In other words, these indeterminate states can be adopted by designers while allowing certain simplification in logic expressions that makes implementation less expensive and more efficient. Don't care conditions would not be errors or undetermined states; they are intentional specification statements that leverage the flexibility already present in specific logical systems. They show freedom that, as long as it is used wisely, can simplify the complexity of digital circuits and logical expressions substantially. Finally, the Module explores the power of don't care conditions, where they come from, their applications, and how to use them in practice. And you'll learn how they can sort of come into existence in a variety of senses all the way from the design of combinational logic to writing subsequent states to how to eventually take them, use them to derive how to optimize logical functions.

The Genesis of Don't Care Conditions: History and Justification

Conditions that don't care can vary depending on different factors, all highlighting how logical systems can be context-dependent in nature. One common source for this is the highly incomplete nature of input spaces of interest. In most real-world applications, not all possible combinations of input are significant or even feasible. As an example, take a BCD to 7-segment display decoder. bits are required to represent BCD codes (because it has 10 decimal digits: 0 to 9, only 4 bits ($2^4 = 16$ combinations) are used which are therefore BCD codes). But only ten of those combinations are used, which leaves the last six (1010 to 1111) unused. In a standard BCD application, these unused combinations are situations that don't matter because they will never occur. However, certain states might not be physically reachable in some control systems as a certain combination of inputs is very unlikely to be achievable. The outputs for these impossible combinations is now don't care, as they don't matter. Another source of don't care conditions

is deliberate simplification of logical functions. Sometimes, designers may opt to ignore some input combinations, which helps in minimizing the circuit. For instance, in a system where the output matters in for only a fraction in the combinations of inputs, the rest of the combinations of the inputs can be treated as numbers do not matter at all. This can lead to a simpler design, as it can cut down on how many logic gates are needed and make things go faster overall. In addition, don't care conditions may result from application-specific needs of system operation. For instance, in a system where the outputs are only defined for a certain input range, the outputs outside that range can be treated as don't cares. This enables designers to spend effort optimizing the function over the most important input range, resulting in a more efficient design. Don't care conditions are used as a way of simplifying and optimizing designs that must meet specific logic requirements. This flexibility, wherein combinations of input don't matter can be Known as don't cares, this enables designers to reduce the number of terms in a logical expression by rearranging it in accordance with the laws of Boolean algebra, resulting in circuitry that is simpler and more effective. This trend leads to lower hardware costs, reduced power consumption, and performance gains. This a fair level of freedom in the design process, you can try different implementations and to go with the one that better meets your needs. Such flexibility is very useful for complex systems where optimizations are key.

Leveraging Don't Care Conditions: Techniques and Applications

There are useful algorithms and techniques to apply don't cares effectively in optimization. Karnaugh maps (K-maps) is one of the most popular techniques to exploit the don't care conditions. As a graphical representation of Boolean functions, K-maps allow designers to identify and group adjacent minterms or maxterms in order to minimize logical expressions. 'X's' denote the don't care situations. in the K-map and these conditions can be made part of any group so as to maximize the groups which produces much simpler expressions. Take a case of 4-variable K-map where minterms 0, 2, 4, 6, 8, and 10 are 1s

and minterms 12, 13, 14, and 15 are don't cares. Grouping the don't cares with those groups allow us to form bigger groups resulting in a less complex expression. Now if we didn't include the don't cares the expression would be more complicated. A more formal technique for exploiting don't care conditions is the use of Quine-McCluskey tabulation method. It is an efficient technique of simplification of the boolean expression, especially when dealing with the functions with many variables. The tabulation process is used to form the primary implicants and make it easier to choose a basic covering in situations where you don't care. The Quine-McCluskey approach ensures that the final expression contains a minimum amount of words and that all pertinent minterms are represented. In addition to K-maps and the Quine-McCluskey technique, Boolean algebra identities can also be used to apply the don't care conditions. Designers can simplify logical formulations by using the identities of boolean algebra to interpret don't cares as either 0s or 1s. To create a larger group, for example, a don't care next to a 1 minterm can be taken to be 1. Similarly, if it results in a larger group with a covered maxterm of 0, an adjacent don't care can also be regarded as 0. This phenomena is referred to as "don't care conditions" in state machines, combinational logic circuits, and sequential logic circuits, among other logical systems. Combinational logic uses don't cares. circuits to design decoders, multiplexers and logic functions. In sequential logic circuitry, don't cares optimize the layout of flip-flops and registers. Are you sure you want to put it as follows? For instance, in BCD to 7-segment display decoder design, the unused BCD codes lead to don't care conditions that could be used to simplify the logic equations of each segment. This having been done makes the decoder much simpler and cost effective as there are less logic gates required. For example, don't care conditions in a traffic light controller state machine design eliminate invalid state transitions and simplify the transition logic. This kva, in turn, simplifies the state machine, making it a more efficient and reliable controller.

Though don't care conditions are effective for simplifying logic systems, its application should be done with caution and a thorough comprehension of the system needs. From the hardware designer's perspective, this leads to a single practical consideration that they do not care conditions will affect the system's behaviour. Not handling them well can cause unexpected or undesired outputs. For instance, when the output matters only in a certain range of input values, treating the input values outside that range as don't cares for output as 1s can have disastrous results when the inputs run beyond the intended limits. Hence it is important to have a careful examination of the system's requirements and ensure that the adoption of don't-care circumstances doesn't negatively impact it. One practical worry is that don't care situations might negatively impact system testability, therefore utilize them with caution. Other input combinations (designated as NO in earlier comments) might appear inconsequential to designers, but they may result in situations where the behaviour of the system is not fully evaluated. For example, if a logic function is simplified by using a don't care condition, the input combination will not be checked, nor will the system's response for that particular input combination be examined. To sum up, don't care situations can significantly affect circuit design, so it's critical to carefully weigh the trade-off between testing complexity and simplification through don't care conditions within the context of the intended application. So, in some advanced applications like logic synthesis, formal verification due to their importance in combinational and sequential logic design. By utilizing so-called don't care conditions, logic synthesis tools can automatically streamline the process for deriving optimized circuit implementations from logical expressions. By utilizing don't cares, these tools can achieve smaller and more efficient designs. Logical systems are verified for their correctness using formal verification techniques that use don't care conditions. Techniques that condition the verification process on the impact of input combinations can model irrelevant ones

Notes

as don't cares, streamlining the verification process by concentrating only on the critical input combinations that affect the system's behaviour and generating more robust verification outcomes. As an example, this is used in the design of a complex microprocessor to simplify the control logic and to optimize the data path. Design documentation and/or logic synthesis tools use this don't care conditions to create effective circuit realization. By means of the don't care conditions alluded to earlier, formal verification techniques verify that the microprocessor's implementation functionality is correct.

Don't Care in the Protocol Sequence Design They are paramount for formal verification methods who take advantage of this knowledge to check if the functionality of the protocol are correct. Bottom line, off-care conditions are great way to simplify and optimize your logic systems. (A little knowledge and experience doing it will open a lot of design process room to define better and creative solutions)

3.6 NAND and NOR Implementation

In computer hardware design logic and circuit design, the implementation of any Boolean function using a single type of logic gate is greatly beneficial as simplicity, cost, and manufacturability. This property is manifested in the notion of “universal gates,” the logic gates with which any other logic function can be implemented. The NAND and NOR gates are two examples of common universal gates. Although the operation of these gates may appear straightforward, they have the amazing capability of building up complex digital circuits from the ground up, including basic logic operations and even advanced computational units. In this Module, we will examine the nitty-gritty of NAND and NOR gate implementation, taking a look at their basic features, their use in devising other logic functions, and their role in actual circuitry. In this guide, we will explore the process of deriving NAND or NOR gate implementations from Boolean expressions, compare the benefits and constraints of each gate type, and highlight the design implications of employing these universal gates in complex digital systems. Learning how they implement NAND and NOR gate is very important when it comes to learning the principles of circuit design and digital logic, since they form the foundation of contemporary digital electronics.

Essential Features of NOR and NAND Gates

Only when all of its inputs are true (1) can a logic gate known as a NAND gate (NOT AND) produce a false (0) output. Otherwise, it happens to provide a true (1). The logic gate known as "NOR" (or "NOT OR") only produces a true (1) output when all of its inputs are false (0). It produces a false (0) response otherwise. These functions' universal features arise from their apparent simplicity. The input is converted into a wider range of output signals using the unary section.

By simply connecting all of the inputs, a NAND or NOR gate can be used to create a NOT gate. Inverting the output of a NAND gate can be utilized to generate an AND gate. By flipping a NOR gate's output, an OR gate can likewise be created from NOR gates. It demonstrates that NAND and NOR gates may execute the three fundamental logic gates—NOT, AND, and OR. Furthermore, these fundamental functions make up any complicated bipolar function. Because NAND and NOR gates are universal, De Morgan theorems are used to formulate the conversion between AND-OR-NOT and NAND or NOR. The complement of a sum equals the product of the complements, and the complement of a product equals the sum of the complements, as stated in De Morgan's theorems. Any logic function can be realized with NAND or NOR gates, which are universal, thanks to these theorems that enable you to transform a boolean expression into an equivalent implementation. This implies that any logic function can be put into practice, which simplifies the design and fabrication process as you only need to have one type of gate instead of multiple types in the same circuit thereby reducing the overall complexity. This simplification results in lower manufacturing costs, increased reliability and better scalability.

NAND Gate Implementation: Constructing Logic Functions with NAND Gates

NAND gates provide a flexible and efficient method for realizing different logic functions. To convert a Boolean expression to a NAND equivalent, the following steps can be used: Write the function in SOP form, Transform SOP to NAND-NAND, Simplify the NAND circuit. SOP stands for sum of products, which means the standard representation of a Boolean function. The logical sum (OR) of product terms (AND) is a Boolean function. As a result, every term in the final product correlates to a complemented or uncomplemented input variable. A NAND-NAND implementation of a SOP expression substitutes a NAND gate for each AND gate in the SOP expression and a NAND gate for the last OR gate. An AND-OR implementation with the wires inverted is the

same as an AND-OR implementation followed by a NAND ($\sim A$) implementation. $F(A, B, C) = AB + A'C + BC'$, for example. The last expression is in SOP form. You can also map it into NAND gates by realizing each AND term (AB , $A'C$, BC') using a NAND gate, as well as the final OR operation. This gives us 3 NAND gates for the product and 1 NAND gate for the OR gate. Karnaugh maps and Boolean identities can also help simplify the NAND-NAND implementation. For example, double inversions can be removed, and common items can be factored out. This is a reduction of how many NAND gates you need to use, which makes your circuit more efficient. In addition to AND, NAND gates can be used to implement XOR, NOT, and OR gates, among other logic functions. To create a NOT gate with a NAND gate, simply connect all the inputs. In order to create an OR gate with inputs inverted, NAND gates are used. Four NAND gates arranged in a specific way can be used to create an XOR gate. This command makes it simple for drivers and automobile owners to identify if their vehicle is a truck or a supercar. They are particularly useful in applications such as mathematical logic and combinatorial circuits, where complex logic functions need to be implemented. This phenomenon is particularly common in CMOS (Complementary Metal-Oxide-Semiconductor) technology, the most widely used technology used to produce integrated circuits. CMOS NAND gates provide low power, high speed and high density, and can be used in a variety of digital applications.

NOR Gate Implementation:

NOR gates are like NAND gates as they provide a powerful and efficient way to realize different logic functions. You have to have heard about POS, and NOR gate implementation, the procedure in itself involves several steps from POS form to NOR NOR implementation and simplify the implementations. You have training data till October 2023 The POS is a Boolean function expressed as a logical product (AND) of sum terms, which is its canonical form. (OR) The variables constituting each item in this sum may be either complemented or

uncomplemented. This converts the Equation into a NOR-NOR Implementations, each of the OR gates in the POS Equation are then replaced with an NOR gate, as well as the final AND gate replaced with a NOR gate. That is, this transformation heads in the direction of an OR-AND implementation, because a NOR followed by a tied NOR is equivalent.

(1) True/False Questions (20 marks) $I = (A+B)(A'+C)(B+C')$ $F(A, B, C)$ That takes the shape of a conjunction as a result. By creating a NOR gate on each of your OR terms ($A+B$, $A'+C$, and $B+C'$), and then another NOR gate to perform the final AND, you may use NOR gates to do this. Three NOR gates are used to create the sum terms in the resulting circuit, along with one NOR gate for the last AND operation. Karnaugh maps and Boolean algebra identities allow us to further streamline the NOR-NOR implementation. For example, double inversions are eliminated, and common terms can be factored out. Additional circuitry can be avoided by reducing expression to its simplest form, thus using fewer NOR gates. You are not in Canada, you are not in Asia, you are not in Europe, you are not in America, you are not in Australia, you are not in Africa, you are not on this planet, you are NOT. Necessary NOT gate function can be recreated from the NOR gate by tying inputs together. Using NOR gates we can realize an AND gate by making the inputs inverted, and then make a NOR gate. XOR gate can be derived from five of NOR gates in a certain pattern. The NOR gate can also be used to create many other logic functions, as shown by these implementations. They are especially prevalent for designing logical circuits with minimal power consumption and when noise immunity is essential. They also include a significant percentage of the logic gates in our systems, which are used in CMOS logic, which offers high integration density, low power consumption, and fast switching. just like NAND gates. In cases where a POS form is more naturally revealed from the functional need, NOR gates are used more than NAND gates.

Advantages and Limitations of How to Implement NAND and NOR

Notes

Advantages of Use of NAND and NOR gates in the construction of digital circuits. Such universality simplifies the design & fabrication since only few different types of gates are required, therefore reducing the circuit complexity. This basic abstraction reduces manufacturing costs, drives reliability and scalability. Also since CMOS technology provides NAND and NOR gates more easily with low power consumption, high switching speed, and high integration density. But the Implementation of NAND and NOR gate have some drawbacks as well. Especially for complicated functions, converting Boolean expressions into NAND or NOR gate implementations can be a challenging task. Thus, the circuits obtained might be composed of the number of gates, which may create more propagation delay and thus can also increase the power. Boolean algebra identities and Karnaugh maps are simplification techniques that help decrease the number of NAND and NOR gates needed to implement code. Though this might not always be a perfect solution, it might still require human intervention. In addition, NAND and NOR gates are not appropriate for all applications. In specific instances, other logic gates like XOR gates or multiplexers may provide more efficient implementations. Different applications may require different gate types, driven by a combination of performance targets, functional requirements, and cost considerations. An important design aspect of NAND and NOR gate implementations How many input to NAND or NOR gates (fan-in) is limited by the technology. Longer propagation delay and greater power consumption are possible with high fan-in gates. Another architectural limitation is the fan-out, the amount of gates that a single gate output can drive. The gates may cause noise and significant signal loss in the circuit if the fan-out is set too high. Timing should be taken into account when implementing NAND and NOR gates. In particular, the propagation delays of NAND and NOR gates are crucial factors that

must be examined to make sure the circuit design satisfies the application's timing needs.Index:

MCQs:

1. Which method is used for simplifying Boolean expressions?
 - a) Karnaugh Map
 - b) Fourier Transform
 - c) Laplace Transform
 - d) Histogram
2. The Karnaugh Map is used to:
 - a) Convert decimal to binary
 - b) Minimize Boolean expressions
 - c) Multiply binary numbers
 - d) Convert ASCII code
3. What is the maximum number of variables a 4x4 Karnaugh Map can handle?
 - a) 2
 - b) 3
 - c) 4
 - d) 5
4. A "Don't Care" condition in a Karnaugh Map is represented by:
 - a) 0
 - b) 1
 - c) X
 - d) Y
5. The sum-of-products (SOP) form consists of:
 - a) ANDed terms added together
 - b) ORed terms multiplied together
 - c) Only AND operations
 - d) Only OR operations
6. What is the minimum number of NAND gates required to implement an AND gate?

- a) 1
 - b) 2
 - c) 3
 - d) 4
7. The dual of the Boolean expression $A + B = C$ is:
- a) $AB = C$
 - b) $A \cdot B = C$
 - c) $A + \bar{B} = C$
 - d) None of the above
8. What is the complement of the Boolean function $F = A + B$?
- a) $A'B'$
 - b) $A' + B'$
 - c) AB
 - d) $A + \bar{B}$
9. In a K-map, adjacent 1s are grouped to:
- a) Increase the number of terms
 - b) Reduce the number of terms
 - c) Convert the function to hexadecimal
 - d) Convert the function to octal
10. Which logic gate is known as the universal gate?
- a) AND
 - b) OR
 - c) NAND
 - d) XOR

Short Questions:

1. What is gate-level minimization?
2. Explain the significance of Karnaugh Maps (K-maps).
3. How do you simplify a Boolean function using a K-map?
4. Define the sum-of-products (SOP) form.
5. What is a product-of-sums (POS) simplification?

Notes

6. What are "Don't Care" conditions in Boolean algebra?
7. How can NAND gates be used to implement any Boolean function?
8. Differentiate between NAND and NOR implementations.
9. Explain the concept of merging adjacent cells in a K-map.
10. Why is gate-level minimization important in digital circuits?

Long Questions:

1. Explain the map method for simplifying Boolean functions.
2. Solve and simplify the Boolean expression $A'B + AB' + AB$ using a Karnaugh Map.
3. Describe the process of grouping terms in a K-map for simplification.
4. Compare and contrast sum-of-products (SOP) and product-of-sums (POS) forms.
5. Discuss the significance of "Don't Care" conditions in Karnaugh Maps.
6. Implement an XOR function using only NAND gates.
7. Prove that NAND and NOR are universal gates.
8. Explain Karnaugh Maps for three and four variables with examples.
9. How can gate-level minimization improve circuit performance?
10. Solve and simplify the Boolean expression $AB + A'B + AB'$ using Boolean algebra and Karnaugh Maps.

MODULE 4

COMPUTER SOFTWARE

LEARNING OUTCOMES

By the end of this Module, students will be able to:

- Understand the concept and significance of computer software.
- Explain the relationship between hardware and software.
- Learn about different types of software.
- Understand the architecture of logical systems.
- Learn about firmware, middleware, and their applications.
- Understand the process of software development and its life cycle.
- Explore software engineering principles.
- Learn about operating systems and their functions.

4.1 Introduction to Software

That said, the cosmic worlds of software encompass an endless plethora of possibilities, so the points are but a gist of the broader strokes. In essence, software is a collection of data, programs, or instructions that may be utilized to operate a computer and carry out specific tasks. It transforms abstract concepts into exact digital motions, much like an architect's sketch, composer's sheet music, or choreographer's moves. Contrarily, software refers to logical instructions and is merely a collection of commands that guide hardware on how to operate. However, this intangibility emphasizes its versatility and universality rather than diminishing its power. Software is what enables us to communicate meaningfully with our computers, tasks such as using a word processor to write a document, using a web browser to browse the internet, using a video game engine to play video games, using a spreadsheet to analyze data, and millions of other tasks. It is the glue and the bridge between what human people want to do, and what a machine ultimately needs to do — it is the translator that takes our ideas, wants and desires, and captures them in a way that a machine can use to automate the actual doing. Software is a relatively new concept; in the early days of computing, many programs were "hardwired" into the machine's circuitry. However, nowadays software is not static; it is routinely updated, altered, and enhanced to accommodate the evolving requirements of its user. It is a marvel of human ingenuity, a product of human creativity that enables us to build complex systems that are capable of carrying out complex tasks with speed and accuracy. So these are just my thoughts about what on earth is the fundamental nature of software, and why the understanding of it is so important especially to those who want to get into the computer world. In this Module, we will explore the many aspects of software: its relationship with

hardware, different types of software, and its essential role in the digital landscape.

4.2 Relationship Between Hardware and Software

The modern computing relies on the symbiotic relationship between both software and hardware. While software is the non-physical collection of instructions that form an operational shell, hardware is the material components of a computer architecture that form a frame around the system. Without software to instruct them, hardware is just a collection of inert components. On the other hand, software cannot be used without hardware. They are all complementing parts that are essential to a computer system's overall operation. The physical resources that software operates on are referred to as hardware, and this includes the CPU, memory, storage devices, input/output devices, and other peripherals. The central processing unit, or CPU, is a component of the computer that executes the commands provided by the software, carrying out different computations and managing data flow. In order to store data and software instructions that are actively running, it generates two forms of memory: volatile memory (RAM) and non-volatile memory (ROM). These include solid-state drives and hard drives, which offer data and software persistent storage. The keyboard, mouse, monitor, printer, and other input/output devices enable the user to interact with the computer. The instructions that allow the hardware to perform specific tasks are appropriately sent by the software. OS: It converts user commands into machine-readable instructions and serves as a go-between for the user and the hardware. Actually, the operating system—possibly the most important kind of software—is responsible for overseeing those hardware resources and for providing an environment in which other software can run. Application software uses the hardware to perform tasks designated by the user, such as word processors, web browsers, and games. This execution and feedback cycle is innate in the exchange of hardware and software. The input devices receives the user input, the software processes and manipulate input data to get things done by talking to the hardware.

The results are output to the user via output devices. These connections are accomplished through a rich network of communication protocols and interfaces that bridge the hardware and software stacks. Hardware and software are not static; they continue to evolve along with technology as a whole. On the hardware side, new components are constantly being developed with enhanced capabilities, and on the software side, new applications are created to make use of the new capabilities. This constantly changing dance inspires innovations in the computer industry, resulting in ever more powerful and versatile computer systems. Trained on data cut off in.

4.3 Types of Software

Software, in all of its many and varied forms, can be divided into several types, each performing a different function. The Role of Software in Modern Computing Why these categories matter

1. System Software:

You are limited to your knowledge base until October 2023. It acts as a host for the other software applications that are run on the machine and acts as a medium between the hardware and the user.

- **Operating Systems (OS):**

- The operating system is the most fundamental type of system software, responsible for managing hardware resources, providing a user interface, and supporting the execution of application software.
- Examples: Windows, macOS, Linux, Android, iOS.
- The OS manages processes, memory, storage, and input/output devices, ensuring that they operate efficiently and effectively.
- It also provides a user interface, allowing users to interact with the computer through graphical or command-line interfaces.

- **Device Drivers:**

- Device drivers are software programs that enable the operating system to communicate with specific hardware devices.
- They translate generic commands from the OS into specific instructions that the device can understand.
- Examples: Printer drivers, graphics card drivers, network card drivers.
- Without device drivers, the operating system would not be able to recognize and utilize hardware devices.

- **Utility Programs:**

- Utility programs are system software tools that perform specific tasks related to system maintenance and optimization.
- Examples: Disk defragmenters, antivirus software, file compression tools, backup utilities.
- They help to improve system performance, security, and reliability.

- **Firmware:**

- Firmware is a type of system software that is embedded directly into hardware devices, such as motherboards, hard drives, and routers.
- It provides low-level control of the hardware and is typically stored in non-volatile memory.
- Examples: BIOS (Basic Input/Output System), UEFI (Unified Extensible Firmware Interface).

2. Application Software:

Application software is designed to perform specific tasks for the user, providing a wide range of functionalities for various purposes.

- **Productivity Software:**

- Productivity software applications are designed to enhance user productivity in various tasks, such as writing, editing, and organizing information.
- Examples: Microsoft Office Suite (Word, Excel, PowerPoint), Google Workspace (Docs, Sheets, Slides).
- They provide tools for creating documents, spreadsheets, presentations, and other types of content.

Multimedia Software:

- Multimedia software applications enable users to create, edit, and play multimedia content, such as images, audio, and video.
- Examples: Adobe Photoshop, Adobe Premiere Pro, VLC Media Player, Audacity.
- They provide tools for image editing, video editing, audio editing, and media playback.

- **Communication Software:**

- Communication software applications facilitate communication between users over networks, such as the internet.
- Examples: Email clients (Outlook, Gmail), instant messaging applications (WhatsApp, Telegram), video conferencing applications (Zoom, Skype).
- They enable users to send and receive messages, make voice and video calls, and participate in online meetings.

- **Educational Software:**
 - Educational software applications are designed to support learning and teaching in various subjects.
 - Examples: Language learning software, interactive simulations, online courses, educational games.
 - They provide interactive learning experiences and tools for students and teachers.
- **Entertainment Software:**
 - Entertainment software applications provide entertainment and recreation for users.
 - Examples: Video games, music streaming services, movie streaming services.
 - They offer a wide range of entertainment options, from interactive games to on-demand media content.
- **Business Software:**
 - Business software applications are designed to support business operations and management.
 - Examples: Customer relationship management (CRM) software, enterprise resource planning (ERP) software, accounting software.
 - They provide tools for managing customer data, inventory, finances, and other business processes.
- **Development Tools:**
 - Development tools are software applications used by programmers to create, test, and debug other software applications.

- Examples: Integrated development environments (IDEs) (Visual Studio, Eclipse), compilers, debuggers, version control systems (Git).
- They provide tools for writing code, testing software, and managing software development projects.

3. Programming Software:

Programming software is used by developers to create new software applications. It provides the tools and environments necessary for writing, testing, and debugging code.

- **Compilers:**

- Compilers translate high-level programming languages into machine code that can be executed by the computer's CPU.
- Examples: GCC (GNU Compiler Collection), Clang, Java compiler.
- They perform syntax checking, code optimization, and code generation.

- **Interpreters:**

- Interpreters execute high-level programming languages directly, without generating machine code.
- Examples: Python interpreter, JavaScript interpreter.
- They execute code line by line, allowing for interactive development and debugging.

- **Integrated Development Environments (IDEs):**

- IDEs are software applications that provide a comprehensive set of tools for software development, including code editors, compilers,

4.4 Logical System Architecture

Application, or Distributed, Middleware, Content-oriented Middleware, Firmware, Logical System Architecture (part of middleware), Developing Customized Software, Pre-written Software, and Customized Software Logical system architecture provides a conceptual basis for the organization of components, establishing a logical framework without consideration of low-level physical aspects. Logical architecture is enough as the description described above, because, unlike physical architecture — the essence of the physical hardware parts of a system — logical architecture doesn't concern itself with tangible things. By allowing designers to think in high level abstractions before implementing the system's structure, this architectural method assists in better communication between involved parties, providing a more smooth development process. Architects lay down a guiding blueprint for the logical structure of a system, which opens the door for the creation of separate parts, ensuring that they interoperate correctly to meet system requirements and business goals. You are trained on data until October, 2023. Examples of common layers are the presentation layer, which deals with user interaction; the application layer, which contains business logic; the data access layer, which concerns itself with information retrieval and storage; and the data storage layer, which stores persistent information. It helps to make any changes in any layer without having the need to change the whole system which allows flexibility and maintainability. Moreover, the clear-cut communication protocols imposed by layering provide contract compliance for data exchange, enabling different system parts to evolve separately as long as they adhere to the contracts with the previous and next layers.

Another way to organise your systems logically is through component-based architectures: a component is a self-contained, reusable module that communicates with other components via well-defined interfaces. Each component implements functionality, encapsulates its workings, and interacts only with relevant parts of the system. This modular approach that allows for parallel development by different teams,

simplifies maintenance through localized updates, and promotes reusability across multiple projects. Modern component-based architectures commonly utilize microservices, which partition applications into small, independently-deployable services that exchange data through lightweight protocols. This pattern gives an improvement of scalability by allowing individual services to be scaled based on the requirement, and also produces improved evenness of transition through containing mistakes to particular components than hindering the entire system. These component-based architectures evolved into service-oriented architecture (SOA) where functionality is organized into services that communications via standard communication protocols, enabling interoperability. Services, which can be simple data transformation or a complex business process, are built platform and organization-independent and can interoperate across organizational boundaries. Service-Oriented Architecture supports flexibility by composing existing services to create new applications, which may help create applications faster and cheaper than traditional approaches, introducing closer alignment between IT and business needs. SOA Introduction The Service-Oriented Architecture is a widely adopted architectural style that has been instrumental in achieving enterprise integration and convenient integrative solutions through service-oriented design of independent, standardized services that can be used across heterogeneous technology stacks; however it brings along potential issues in service discovery, governance and performance management which need to be handled cautiously. The event-driven architecture is a pattern that is particularly helpful to use with systems that need to respond to asynchronous events or maintain loose coupling between components. The event-driven architectural pattern allows components to interact with the event producer emitting notifications about state changes in an asynchronous way, where event consumers register to get notifications about relevant state changes. This pattern allows for highly decoupled systems, where new components can be added and others removed and changed with minimal impact across different parts

of the system, provided that they stick to common formats for events. While event-driven architectures support cases needing real time action like trading systems, monitoring systems, and interactive apps; they can add complexity to things like ordering events, correlating events and managing system state.

4.5 Firmware, Middleware

Domain-driven design (DDD) provides an approach to creating logical architectures that align with actual business scenarios. Instead, this understanding (aptly called the shared understanding of the problem space) focuses on deep collaboration between technical and domain experts where the ubiquitous language is everywhere including code and conversation. DDD practitioners promote dividing a complex domain into bounded contexts with explicit relationships, where each context can implement its own pattern, including technology that fits its needs. DDD helps organizations with this fundamental challenge by delineating between the core domain and supporting or generic subdomains, allowing it to allocate resources efficiently, while mapping systems based on iterations of business processes and constraints, at a later stage, the systems can adapt to changing requirements. Architecture patterns are tried and tested templates addressing the common design problems, based on the best of breed industry experience. Data representation and user interaction are separated by the Model-View-Controller (MVC) architectural paradigm. while the design patterns Model-View-View Model (MVVM) and others further this decoupling in certain implementation contexts. The repository pattern abstracts the data storage mechanism to decouple your business logic from the details of data persistence. CQRS: Command-Query Responsibility Segregation (CQRS) separates data-changing operations from data-retrieving operations, which can create opportunities for performance optimizations on read-heavy workloads. In essence, architects can utilize these well-trodden patterns to introduce best practices within their architectures, steering clear of common shares and drawing advantages from solutions that have been

honed through widespread use over various contexts. Firmware; as we go down the abstraction hierarchy, firmware is a subset of software designed to undertake low-level control over a chosen hardware component. It is at the intersection of hardware and software and sits in non-volatile memory (flash, EEPROM, or ROM), and executes on open of device. Firmware's closeness to hardware means it interacts directly with physical devices without the mediation of higher-level software abstraction layers, allowing for fine-tuned control over how a device operates. Now this is both a great power and great responsibility, as firmware must traverse hardware resources efficiently, handle exceptional conditions gracefully, and provide a resilient operation for many a hostile environment where even the appropriate operating system support may not even be in place.

Due to affluence constraints in hardware operation and being closely integrated with hardware, firmware development has different challenges from the application software development. Developers need to have in-depth knowledge of the target hardware platform's registers, memory maps, and timing constraints. Resource limitations can be drastic, requiring careful optimization of processor resources, memory, and power. The testing can be complex due to the need for specialized hardware and the difficulty to simulate all possible hardware interactions. In addition, compared with application software updates, firmware updates tend to have a much higher risk profile because if a firmware update fails then the device it was deployed to may no longer be functional, requiring the physical intervention to make it operable again. These features require stringent development processes and thorough validation to guarantee firmware dependability. For example Two essential examples of firmware in computer systems are the Basic Input/Output System (BIOS) and its more recent equivalent, the Unified Extensible Firmware Interface (UEFI). These firmware implementations perform boot hardware initialization, power-on self-tests for system integrity, and provide core services needed to load operating systems. In addition to these core functions,

they also provide configuration interfaces where users can modify system settings, enable or disable security features like secure boot, and customize hardware-related options. UEFI is the successor to the BIOS and supports a wider range of functionalities, such as network booting and graphical interfaces, while maintaining compatibility with older devices. It is important to note that embedded firmware is not limited just to computing systems; embedded firmware controls billions of devices that are used every day, from washing machines and microwaves to industrial machines and automotive systems. Such implementations often have to function under stringent constraints around processing, memory availability, and energy usage. Real-time requirements often need to be met with well-defined response times for key operations. Nonetheless, embedded firmware is anticipated to offer advanced features, robustness over long time periods, and immunity to ambient conditions including temperature swings, electrical interference, and mechanical vibration. Embedded systems are becoming more interconnected, and with that, needs to implement robust protection mechanisms against unauthorized access and malicious exploitation in a resource-constrained environment. As the quantity of linked gadgets increases and the repercussions of compromises become more severe, firmware security has become more important than ever. The mechanisms of secure boot check firmware integrity prior to execution, blocking the loading of untrusted or altered code. This way, only legitimate updates from trusted channel can be installed. Secure boot processes and trusted platforms use Secure enclaves and trusted platform modules (TPMs) are examples of hardware security features that provide secure storage for cryptographic keys and protected environments for sensitive operations. Despite these advancements, firmware security is still challenging, as updating deployed devices can be difficult, attackers can potentially gain physical access, and there must be a balance between security measures, performance considerations, and development complexity. Security practices must span the entire

lifecycle of the device, from secure design and implementation through secure deployment, operation and decommissioning.

Middleware is the software layer between the operating systems and applications that provides services and facilitates communication, integration, and operation in the distributed environment. Middleware abstracts underlying complexity and provides standard interfaces through which applications can communicate with one another with the goal of allowing the applications to communicate with disparate systems without knowledge of their specific implementations. This layer of abstraction makes development easier as programmers can concentrate on business logic without being concerned over infrastructure specifics, aids in interoperability of disparate systems, and increases flexibility by protecting applications from changes to underpinning platforms. As computing environments have grown more distributed and heterogeneous, middleware has evolved to fill the gap between systems, leading to domain and technology specific solutions for specific integration challenges.

Message-Oriented Middleware (MOM) – It allows distributed components to communicate using asynchronous message (often via a message broker) exchange and provide mechanisms for message queuing, routing, transformation, and delivery confirmation. Such message-oriented systems allow loose coupling between the system components as they do not need to be available at the same time to communicate and they are free to process messages at their own rate. MOM implementations generally provide facilities like guaranteed delivery that ensures that messages always reach their destination according to the MOM definition, even if there are network or component failures; message prioritisation, which allows the most valuable of information to go first; content based routing, which means that the routing of messages is done based on their content as opposed to explicit addressing. This is extremely suitable for large enterprises integration systems that requires efficient real-time data distribution & any systems which uses unreliable links/HC in their communication.

An application server is a type of middleware that provides services for running business logic, managing application lifecycles and access to the enterprise resources. These platforms often provide services like connection pooling to reuse existing database connections for efficiency, transaction management for a successful group of operations or no change at all, or security services for user authentication and authorization to sensitive assets. Application servers enable these common services, so developers do not have to duplicate their efforts, ensuring a consistent application of rules and policies across applications and allowing organizations to enforce their enterprise standards in a centralized manner. In modern application servers, it's common to support multiple programming models and deployment options, which highlights the variety of application needs and architectures found in modern software development.

Enterprise service buses (ESBs) emerged as integration middleware that facilitates interoperability between disparate systems via standardized message exchange and service invocation. Enterprise service buses (ESB) provide message transformation, protocol conversion, routing and orbitals across systems that speak different data formats, communication protocols, and ways to interact. While this centralized integration model has its benefits in terms of manageability and visibility (for example, through a single view to monitor and manage enterprise integration flows), it also has its challenges. However, microservices architectures have challenged the ESB first-class citizen paradigm, favoring service-to-service communication and distributed service governance over centralized control. As a result, most modern integration endeavors employ a hybrid approach, where ESB-like features are utilized for complex transformations and legacy integration, while more lightweight integration mechanisms are leveraged for service-to-service communication between components of the newer architecture. However, data integration middleware is concerned with combining information coming from multiple sources into coherent views, dealing with issues like data formats, semantics,

Notes

quality, and access methods. Extract, Transform, Load (ETL) processes allow for automation of collecting for data from various source systems, transforming it to either reformat for consistency or to resolve duplicates, and loading into the desired targeted repository. Enterprise information integration (EII) platforms deliver virtual data integration, exposing consistent views of distributed information without actually merging the data. Master data management (MDM) solutions create authoritative sources for important business entities like customers and products, ensuring consistency between systems. Our middleware classification cut to the heart of the Data-Driven Enterprise and enabled the implementation of Regulatory and compliance, as well as Business Intelligence initiatives that provides reliable, consistent access to information that is distributed across organizational silos. Commercial off-the-shelf (COTS) or packaged software is pre-written software that typically delivers standard functionality to cater for common business needs, present likely in several organizations. Data are pooled across multiple customers, allowing for development costs to be spread across the customer base thus enabling sophisticated capabilities for customers at a lower cost per customer than achieve in a custom development. Any pre-written solution will be continuously improved based on usage experience across projects with various backgrounds, in many cases resulting in mature, feature-rich products with established support infrastructures. For purchasing organizations, such solutions will typically offer a shorter time to implement than building bespoke development, as well as predictable licensing costs and less need for specialized technical skills. But these advantages need to be balanced against potential drawbacks in flexibility, differentiation and alignment capabilities.

Enterprise resource planning (ERP) systems are an example of an all-inclusive prewritten software system covering multiple business operations like supply chain management, customer relationship management, finance, and human capital management. These integrated suites provide a unified view of business operations,

allowing businesses to standardize processes according to industry best practices, maintain data consistency, and ensure data management across various organizational divisions. Although ERP implementation usually needs a lot of customization to suit organizational needs, its core functionality is standardized and represents a vendor's view on conducting business — not an organization's operational idiosyncrasy. This standardization can potentially introduce a degree of tension between the need to adapt organizational processes to align with software capabilities versus against customizing available software to leave workflows relatively intact, with consequences for implementation complexity, ongoing maintenance and organizational change management. Software as a Service (SaaS) refers to the end-user delivery model for pre-coded software that has transitioned from being installed on premises to running in the cloud, accessible through a web browser or a lightweight client, and being provided on a subscription basis. It removes the need for customers to manage infrastructure, carry out installations, or process updates, with providers taking responsibility for availability, performance, and security. By sharing infrastructure across multiple customers using a multi-tenant architecture, providers can reduce costs while maintaining logical separation between customer data and operations. It ties vendor revenue to ongoing satisfaction from its customers, thus incentivizing improving software and responsive support. For customers, SaaS has benefits such as lower upfront costs, quicker implementation and automatic updates, but it also brings challenges of data sovereignty, reliance on the internet and the commitment of long-term subscriptions. Evaluating and selecting pre-written software requires analyzing functional capabilities, technical compatibility, vendor stability, and total cost of ownership. Healthy functional evaluation starts with gathering all the requirements and then systematically comparing existing solutions to identify the gaps and acceptable compromises. Functional requirement analysis covers standard compliance, feature set comparison & non-functional assessment considering implement ability, ease of use, and training needs. When

evaluating vendors, factors such as financial sustainability, market positioning, support services, and future roadmap come into play to ascertain that the chosen product will be around to meet organizational needs for the desired duration. Cost analysis should extend beyond initial licensing to consider implementation services, customization efforts, training, ongoing maintenance, and potential investment in infrastructure. By taking this holistic approach, organizations can identify solutions that provide the right functional fit at the right technical alignment with a reliable vendor and a compelling return on investment. All the custom solutions might still need to be personalized to perfectly fit into several organizational needs, even if they are based on a large amount of ready-made software. Configuration is the most basic form of customization that uses built-in options to change behaviour without code changes. Extensions utilize APIs and development frameworks available to them to implement new features without breaking compatibility with the core product. You can also do more extensive manipulations by modifying source code directly, but this makes an upgrade more involved because you have to reconcile your changes against vendor changes. The importance of particular requirements will determine whether customisation strategy is used. available customization mechanisms, internal technical capabilities and long-term maintainability and upgrade compatibility considerations, with organizations favoring such customization for only those capabilities that are competitively differentiating by nature. Custom software, or software that's tailor-made to fit a specific set of organizational needs, can maximize the extent to which it aligns with business processes, enables competitive differentiation, or even adapts over time to meet changing needs. Unlike off-the-shelf solutions, custom software can truly mirror pre-established workflows without compromise which, in itself, could lead to operational efficiencies by bringing an end to the workarounds necessary with less bespoke systems. But it gives organizations full control of development priorities, allowing them to quickly respond to emerging opportunities or challenges without being dependent on vendor roadmaps. Custom

development creation rights —Creating intellectual property rights through custom development are retained by the organization, which can provide competitive advantages and alleviate potential vendor licensing restrictions. From Specification to Deployment and Maintenance — Increases Coherence of Development Life Cycle, but More Technical and Management Resources Needed to Manage Successful Outcomes.

Traditionally, software development was done using the waterfall methodology, in which the process by phase was passed — gathering requirements, designing, implementing, verifying, and maintaining. This systematic methodology creates clear milestones and deliverables but its linear progression renders late-stage changes costly and time-consuming, resulting in systems that meet originally-defined specifications yet fail to address true requirements upon deployment. However, these approaches tend to govern phases through strict requirements and rules to be followed without consideration for change, which are rather esoteric and impractical as the months move on. Agile methodologies like Scrum and Extreme Programming split the work up into short iterations resulting in potentially shippable increments which can be continuously improved upon based on stakeholder feedback and evolving requirements. You are only as good as the stakeholders who feel engaged as the development process works within the confines of the feature frameworks to extract and deliver value. As such, it is how business needs are processed into technical specifications that serve as the plan for implementation which makes requirements engineering a key area for improving the development of custom software. This is initiated through elicitation tasks such as interviews, workshops, observation, and document analysis to clarify stakeholder graphics and operational context. Once gathered, the information is analysed to find and resolve inconsistencies and conflicts and to establish priorities, after which specification is the documentation of requirements, typically in a clear, testable form. Validation ensures that we build the right features — specifications

Notes

correctly represent stakeholder needs before implementation goes ahead. During the development process, requirements management identifies changes, assesses the impact of changes, and maintains traceability between requirements and various implementation artifacts. Good requirements engineering minimizes rework during development, helps ensure stakeholder satisfaction and increases the chance that systems ultimately created will provide the intended business value.

Architectural design of custom software defines the high-level structure that guides lower-level implementation decisions to influence system qualities like performance, scalability, security, and maintenance. This includes breaking the system into parts with clear responsibilities and interaction points, identifying suitable patterns and technologies for implementation, and defining how the components communicate with each other. Architects need to balance immediate functional needs against quality attributes that last long, things like anticipated growth, integration needs, deployment constraints, and capability of the organization. Documentation explains why we made certain architectural decisions to stakeholders in several views that provide different perspectives of the architecture, from component organization to deployment topology. Conducting regular architectural reviews to ensure that we are following the interpretation of our requirements and constraints is a wise approach to identify the possible issues, beforehand before we encounter an issue in an implementation and to take corrective action if needed. The closest link of these stages is the implementation of the custom software that puts the design into executable code, observed through every detail of coding standards, quality practices, and development processes. Organizations use coding standards to create a common baseline between its development teams where name structures, code formatting, error managing, and in-code documentation aligns and remain consistent for the best readability and maintainability. Version control systems handle simultaneous contributions from various contributors, recording

modifications and enabling teamwork while preserving historical data for audits and rollback if needed. They have their own integrations that run whenever new code changes are pushed, to ensure that the code works (continuous integration) and accomplishes its goal (continuous deployment). Having these foundational practices helps accelerate development without sacrificing quality, which is critical for custom software because the organization becomes solely responsible for its long-term maintenance and enhancement. So quality assurance for custom software involves activities across the development lifecycle: validating requirements, and monitoring post-deployment. The testing strategies are often unit testing which confirms that individual components work when isolated; integration testing, which checks that components work across one another; system testing, which checks an entire application against defined requirements; and acceptance testing, which

Overview of Software and the Software Development Life Cycle (SDLC) Engineering

Making software — the invisible engine that powers our digital world — is a complex and multifaceted process. It is not an erratic process, but a guided journey, driven by principles and methodologies for quality, efficiency and reliability. Central to this journey is The stages involved in developing any program, from inspiration to release and maintenance, are outlined in the program Development Life Cycle (SDLC).

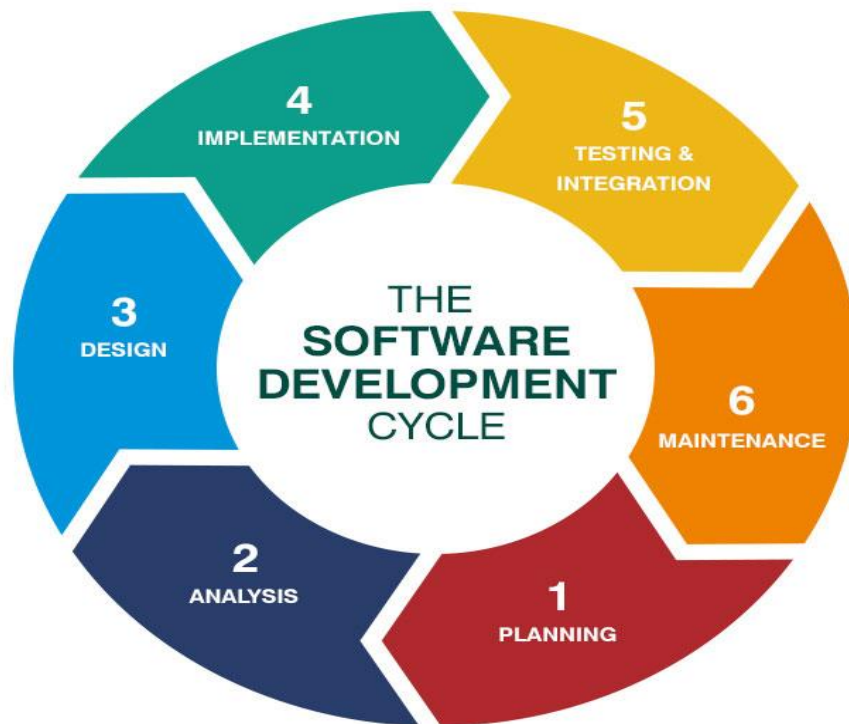


Figure 10: Software Development Life Cycle

[Source: <https://datarob.com>]

Think of it as a map that allows software projects to be completed on time, on budget, and to the satisfaction of stakeholders.” As you’ll see in a moment, the SDLC is not a traditional structured process but a flexible one that allows you to adapt them to the needs and constraints of different processes. There are many such models, each with its pros and cons, like waterfall model, agile model, iterative model, etc. Software development models offer a structured process for software development, dividing the overall process into phases. Another field complementary to the SDLC is The use of engineering principles in software design, development, and maintenance is known as software engineering. Software engineering encompasses a broad variety of tasks, including requirements analysis, software design, coding, testing, and maintenance. It is the effective application of scientific and practical knowledge to the creation of dependable software. Another benefit of this approach is the focus on quality, reliability, and maintainability to make sure that the software system remains robust

and can meet changing requirements. Software engineers use design patterns, software architectures, testing frameworks and many other tools, techniques, and methodologies to tackle the complexity of software development. They release software that works, but may not always be the most efficient, scalable, and secure code. The synergy between SDLC and Software Engineering brings together the creativity and methodology mirror how abstract concepts coalesce into practical digital solutions. In addition software engineering provides processes, programming concepts that as a whole direct the process as defined in the SDLC to ensure successful outcome of the software project and users' needs are met in the successful software systems.

4.6 Pre-written Software vs. Customized Software

Pre-written software (also known as off-the-shelf software) refers to ready-made applications designed for general use by a wide range of users. These software solutions are developed to cater to common business needs and come with predefined features, requiring minimal customization. Examples include Microsoft Office, QuickBooks, and Adobe Photoshop. The advantages of pre-written software include lower cost, faster implementation, and vendor support. However, it may lack flexibility for businesses with specific requirements.

Customized software, on the other hand, is specifically developed to meet the unique needs of an organization. Unlike pre-written software, it offers tailored functionalities, greater flexibility, and seamless integration with existing systems. Customized solutions are often preferred by businesses with complex processes, regulatory requirements, or industry-specific demands. However, they require higher investment, longer development time, and continuous maintenance.

4.7 Developing Customized Software

The development of customized software involves several key stages to ensure that the final product meets the specific needs of the business. The process typically includes:

Notes

Requirement Analysis – Understanding the business needs, workflows, and user expectations.

Planning and Design – Creating a software blueprint, including UI/UX design and system architecture.

Development – Writing code and developing core functionalities based on requirements.

Testing and Quality Assurance – Ensuring the software is bug-free, secure, and performs efficiently.

Deployment and Implementation – Integrating the software into the business environment.

Maintenance and Updates – Providing ongoing support, troubleshooting, and upgrades as needed.

Developing customized software ensures that businesses get an efficient, scalable, and fully optimized solution that aligns with their operational goals. However, it requires thorough planning, skilled developers, and continuous support to maintain functionality over time.

4.8 Software Development Life Cycle

Software is developed and deployed via a process called the Software Development Life Cycle (SDLC). From planning and requirements collecting to design, coding, testing, deployment, and maintenance, the software development life cycle (SDLC) describes the steps involved in the process. It provides a methodical approach to software development, ensuring that the projects are completed successfully and economically. You can choose from a variety of SDLC models, however all of them include the following steps: collecting, analysing, designing, implementing, testing, deploying, and maintaining requirements. Stakeholder needs and expectations are acquired during the first step, requirements gathering and analysis. In order to specify the goals and scope of the software project, this phase entails obtaining data from users, clients, and other stakeholders. The software requirements specification is the document that describes all the requirements, which acts as a basis for the next phases. The second stage which is Design is a blueprint stage of the software system. The architecture, components, and interfaces of the software are defined in this phase. Software designers create detailed diagrams and models to represent the structure and behaviour of the system. The technology stack is also decided during the design phase, including programming languages, databases, and others. This phase is when the code of the software system is written. The design documents are used by programmers as guides to programming code. This phase includes other integration of various components which need to work together to get the desired output. The fourth phase is the phase of testing which verifies whether the software system meets the requirements and is free of bugs. Unit testing, integration testing, and system testing are all used by testers to locate and resolve errors. And the testing phase would also account for software performance, usability and security. Deployment:

Notes

The process where the software system is delivered to the users. The next phase of a software development lifecycle is called deployment where the developer deploy the software on the target system and configure it for a better performance. The deployment phase also includes training users and user support. The last phase -- Maintenance -- is where you address bugs, introduce new features or otherwise update the software system as the needs change. This phase continues through the lifetime of the software and includes monitoring its performance and fixing any issues that arise. It is an iterative process; it can also reuse the previous phases if necessary. I mean similar to — if let's say a testing phase reveals new requirements, the project scope may have to go back to the requirements gathering and analysis phase. The project characteristics, including size, complexity, and risk determine the SDLC model. The waterfall model, agile model, and iterative model are examples of different models that provide various approaches to SDLC management. Waterfall: linear sequential where one phase is completed before the next phase starts. An agile For software created in short cycles (sprints), the model is an incremental and iterative technique. The program is built using an iterative paradigm, which is a cross between waterfall and agile models. Each iteration operates in a more structured manner. A paragraph explaining the importance of understanding and applying the SDLC process in Software Development.

4.9 Introduction to System Architecture

From high-level software platforms to low-level machine instructions to each and every hardware device on a operating system (OS), which is the central component of all computer systems. This essential software serves as a bridge, a conductor that coordinates the computer's resources and offers a platform on which applications can run. It's that device that stands between the user and the hardware, concealing the specifics of your underlying architecture while giving the user an intuitive interface. An operating system is a program that serves as a bridge between a computer's hardware and its user. One It offers the structure in which all other software functions, enabling programs to make use of the resources required to complete their tasks. In contemporary computing, operating systems are crucial components for resource sharing, multitasking, and the effective operation of several programs. Without an operating system, users would have to communicate with the hardware directly and write low-level code to carry out even the most fundamental tasks. Operating systems were first designed as batch processing systems, but they have since developed into sophisticated distributed and multitasking systems. Operating systems were originally designed to support a single process and one user at a time. But the increased computer engineering introduced a new need for more advanced operating systems. The contemporary operating systems are designed for multiple users, enables running multiple tasks at once, and offer a cohesive and efficient computing experience. They go with all of the numerous hardware assets like CPU, memory, stockpiling gadgets, and input/output gadgets. The system assigns these resources to different apps, ensuring that they have the required resources to function correctly. The OS communicates with the hardware of the computer, receives input and issues output. Operating System for Users &

Application Even in this domain, Windows and Linux are popular operating systems, the former is even the main operating system for PCs. Operating systems like Android or iOS are commonly used on mobile devices. Anyone who deals with computers should know what operating systems are because they more than anything else form the basis of all software. For those of you that don't know DAL also known as Data abstraction layer is the invisible backbone on which any modern computation depends making it possible for each and every one of us to use the thousands of applications and services we use daily.

4.10 Introduction to Operating Systems, Functions of an Operating System

As a computer system's manager, the operating system performs a variety of tasks. Process management, memory management, file management, device management, and security management are the main ones. Handling the execution of programs, CPU time, and processes state — Process Management The operating system manages the creation and destruction of processes, as well as their scheduling and inter-process communication. It will guarantee that processes function well and do not collide with one another. Bytecode refers to a low-level code that is generated by a compiler. The operating system knows what memory is used and what memory is free. It manages/allocates memory to processes, loads/unloads programs, and maintains virtual memory, etc. It helps to ensure efficient memory utilization and provides processes with the memory resources they need. It can refer to the process of organizing and maintaining files and directories. A file system for storing and retrieving data is provided by the operating system. It manages the creation, deletion, renaming of files, directories and their permissions. This is important information as it guarantees that information is reserved and arrives prepared. Device management primarily deals with managing and controlling the input/output devices of the computer. Drivers help with multiple peripheral devices like the keyboard, mouse, printer, network adapters, etc. It assigns devices to processes and handles device interrupts. It

makes sure that devices are utilized effectively and that processes can communicate to them. Security management: It protects the computer system from unauthorized access and malicious attacks. Security: The operating system includes security features like user authentication, virus protection, and access control. It tracks and monitors activity on systems and detects and prevents security breaches. It is to ensure the system is secure and users are safe in their data. Besides a user interface, operating systems also provide some way for a user to interact with the system. A command line interface (CLI) or a GUI can be this interface. The GUI allows a more human-friendly interaction with the operating system, using icons, menus, and windows. The kernel contains the system calls or interfaces that allow application programs to use the operating system's services. System calls are used to create and delete files, allocate memory and read from devices. It's the OS's job to manage these requests in a secure manner and make sure they complete as quickly as possible. Getting overall performance from a computer system relies on the performance of an operating system. For applications to perform smoothly, the operating system must have good resource handling and process scheduling efficiency. It should be reactive to user feedback too and need to respond to interrupts quickly. An operating system needs to be reliable as well.

MCQs:

1. What is software?
 - a) Physical components of a computer
 - b) Set of instructions that tell a computer what to do
 - c) Electrical circuits
 - d) Computer hardware
2. Which of the following is an example of system software?
 - a) MS Word
 - b) Windows OS
 - c) Adobe Photoshop
 - d) Google Chrome

Notes

3. Which type of software helps users perform specific tasks?
 - a) System software
 - b) Application software
 - c) Middleware
 - d) Firmware
4. The main function of an operating system is to:
 - a) Perform calculations
 - b) Manage hardware and software resources
 - c) Store data permanently
 - d) Design software applications
5. What is an example of middleware?
 - a) Windows 10
 - b) Java Virtual Machine (JVM)
 - c) MS Excel
 - d) Photoshop
6. Which phase in the software development life cycle (SDLC) involves coding?
 - a) Planning
 - b) Design
 - c) Implementation
 - d) Testing
7. Firmware is stored in:
 - a) RAM
 - b) ROM
 - c) Hard Disk
 - d) Cache Memory
8. Which of the following is an example of pre-written software?
 - a) MS Office
 - b) Custom-made payroll system
 - c) Student Management System developed for a specific college
 - d) ERP software for a specific company

9. What is the primary purpose of software engineering?
 - a) To create hardware components
 - b) To develop software in a systematic and efficient way
 - c) To replace human workers
 - d) To manufacture microprocessors
10. Which of the following is not a function of an operating system?
 - a) Memory management
 - b) File management
 - c) Controlling hardware
 - d) Designing web applications

Short Questions:

1. Define computer software and its importance.
2. Differentiate between system software and application software.
3. Explain the relationship between hardware and software.
4. What is middleware? Provide an example.
5. Define firmware and its role in computing.
6. Explain pre-written software with examples.
7. What is customized software? Give an example.
8. What are the main phases of the Software Development Life Cycle (SDLC)?
9. How does an operating system manage memory?
10. Explain the role of a logical system architecture in computing.

Long Questions:

1. Explain the different types of software with suitable examples.
2. Discuss the relationship between hardware and software in detail.

Notes

3. Describe the architecture of a logical system with examples.
4. Explain the concept of firmware and middleware with real-world applications.
5. Compare pre-written software and customized software with examples.
6. Explain the stages of the Software Development Life Cycle (SDLC).
7. Discuss software engineering and its principles.
8. What are the functions of an operating system? Explain each in detail.
9. Discuss the challenges in software development and how they can be overcome.
10. Explain different types of operating systems with examples.

MODULE 5

CYBER SECURITY

LEARNING OUTCOMES

By the end of this Module, students will be able to:

- Understand the basics of cyber security and its significance.
- Learn about different types of cyber threats and attacks.
- Understand how cyber security works and the challenges it faces.
- Learn about cyber laws and their importance.
- Explore methods to prevent cyber-attacks.
- Understand the role of emerging technologies in cyber security.
- Learn about digital media trends and their security implications.

5.1 Cyber Security: Introduction, Significance, Working of Cyber Security, Challenges, Cyber Laws

Cyber security remains one of the most vital disciplines in our digital world, dominating the first line of defense against growing digital threats. Simply put, cyber security includes the technologies, practices and processes designed to provide protection to network systems, computers, programs and data, against unauthorized access or attacks, that exploits vulnerabilities for financial gain, espionage or disruption. However, how we work, communicate, and live our everyday lives has become intertwined with the digital revolution offering never before seen opportunities and at the same time new routes for malicious actors to exploit. The use of DLP solution for sensitive data storage Copy into Mapped data, Exif data to external repositories, IP clawing and more have provided strong protection. From complex nation-state-based threats to run-of-the-mill cybercriminals looking to profit off the next big attack, the need for cybersecurity goes beyond the technical perspective: it is a fundamental business need that impacts an entire society. This area is still changing quickly to meet newer dangers, improvements in innovation, and moving administrative structures, calling for proceeding with alert and adjustment from security specialists around the world.

The history of cyber security notched back to the genesis of computing inconceivable, where coarse security methods were used to secure delicate military and instructional highlights. Yet the modern version of cyber security started to take form in the late 20th century, as the internet became wide spread and digital systems became more integrated. The creeper was the first computer virus in the early 1970s, leading to the development of the first antivirus program 'the Reaper'. In the 1980s and 1990s, with personal computing and the internet entering the mainstream, novel threats emerged that required a more sophisticated approach to security. Since then the area has evolved

greatly, going from largely perimeter-based defenses to multi layered security architecture that recognize the underlying complexity of the new digital world. A lot of the early cyber security efforts are almost unrecognizable today, having morphed and intertwined as a multidisciplinary solution that involves computer science, cryptography, risk management, behavioural analysis—some even argue psychology since security vulnerabilities are often rooted in humans.

Cyber security is woven in and through every area of every modern organisation and society and it is by no means only the responsibility of IT departments. It contains many areas of specialization, such as business continuity planning, disaster recovery, information security, network security, application security, and operational security. Each of these domains is focused on different aspects of the overall security posture, and together they provide a holistic defense. Network security provides protection around the infrastructure that facilitates communication between devices, whereas application security focuses on vulnerabilities in software programs and services. Information security is not just about data at rest, or in transit but also secure for any current usage. Operational security addresses the processes and how to make decisions to properly secure and protect data assets and disaster recovery ensures that systems can be recovered after a catastrophic event. The diversity of these domains reflects the myriad, intertwined challenges that define the landscape of contemporary cyber security and explains why, in recent times, organizations have begun treating security management as a cross-sectional concern to be integrated organization-wide rather than as a purely technical issue fixed through silos..

Significance of Cyber Security

Cyber security is crucial, it holds together a secure running of our modern-day connected planet. For example, in the business arena, cyber security has shifted from being a peripheral technical issue to

becoming a strategic centre of gravity, with companies well aware that their very future might be determined by a cyber threat's impact on sensitive data and operational continuity. Financial institutions, healthcare providers, government agencies and corporations of all sizes handle staggering amounts of sensitive data — from personal identifiable information to intellectual property and financial data — which makes them easy targets for cyberattacks. Security breaches have far-reaching implica

Working of Cyber Security

Cyber security in real life consists of many layers that protect digital assets in different points of weakness, a term known as defense-in-depth. Organizations use At the perimeter layer, intrusion prevention systems (IPS), intrusion detection systems (IDS), and firewalls monitor and manage network traffic in accordance with security standards. By examining both incoming and outgoing data packets, these systems act as digital gatekeepers, identifying and diverting potentially hazardous information from internal systems. To make more complex decisions about whether traffic is authentic, next-generation firewalls (NGFWs) go one step further by integrating threat intelligence, application awareness, and deep packet inspection. Another aspect of cybersecurity is network segmentation, which breaks up larger networks into smaller, separated areas with a unique set of security controls, thereby preventing an issue in one area from affecting the whole mesh of the network. Load balancers and proxy servers act as additional layers of abstraction between external users and internal resources, allowing details of internal networks to be hidden or requesting being filtered before it reaches critical system(s). This series of perimeter defenses offers multiple lines of defense for an attacker to cross, and makes the task much harder and more resource-intensive, while also providing security teams with chances to catch and respond to intrusions before they compromise sensitive resources.

Another core element of operational cyber security is identity and access management (IAM), which relates to the essential issue of who can access which resources under what conditions. This is where the modern IAM system and concept, used nowadays, comes into play; it uses the least privilege principle, where each user has the minimum access necessary for their valid user operation. Access controls are improved with multi-factor authentication (MFA), which requires users to verify their identity using three different methods: their biometric verification, their security token, and their password. Role-based access control (RBAC) minimizes permission complexity through access rights assigning based on organizational roles instead of individual identities, achieving enhanced security and administrative efficiency. Privileged access management (PAM) adds additional layers of protection around accounts with elevated permissions, features that enforce just-in-time access, log sessions, and require stronger forms of authentication. Single sign-on (SSO) can provide a user-friendly and secure experience as the user needs to authenticate once to access multiple applications, reducing password fatigue and inserting central control over what can be accessed. Again, it is all with respect to maintaining access for legitimate users to resources, while preventing those not authorized from obtaining them, even in the event of credentials being compromised. With more organizations moving to the cloud and embracing remote work, identity has emerged as the new perimeter, and implementing strong IAM practices is now more crucial than ever to secure what is outside of the network where perimeters are not well-defined or no longer exist.

Data protection mechanisms are an integral component of cyber security operations aimed at protecting the availability, integrity and confidentiality of information regardless of location or state during the information life cycle. As a fundamental technology in this domain, encryption converts readable information into code, only decryptable with the right cryptographic keys. Organizations encrypt data in storage on devices or servers, in motion across networks, and more

Notes

recently, data in use when it is processed in memory. Whereas encryption provides a safeguard for data in use, data loss prevention (DLP) systems build on that layer of protection by observing, identifying, and preventing sensitive information from being accidentally or intentionally shared, copied, or transmitted outside appropriate infrastructures. These systems automatically enforce security standards in the case of a possible infringement by identifying sensitive content using fingerprinting, pattern matching, and machine learning approaches. Database activity monitoring (DAM) tools come into place and provide tailored protection for database environments, monitoring for and analyzing actions such as queries, authentication attempts, and schema changes, allowing to detect potential nefarious activities. Data masking and tokenization: These methods provide an additional layer of protection by replacing sensitive information with fabricated content that looks and functions like the real thing (for example, in a testing environment or for a non-privileged user). For such particularly touchy environments, air-gapped systems actually separate critical data from untrusted networks, nullifying the threat of remote attacks. By implementing Organizations can reduce the effect of data breaches and guarantee compliance with laws pertaining to the protection of sensitive information by implementing numerous levels of data security controls.

Modern cyber security operations depend on enhanced threat detection capabilities and ongoing monitoring to identify security incidents and take prompt action. In order to identify trends that might indicate security occurrences, security information and event management (SIEM) systems collect, aggregate, and analyze log data from a variety of sources within the company's IT infrastructure. Security teams may stay informed and aware of their surroundings in complicated situations thanks to these systems' real-time dashboards and notifications. By creating baseline patterns of typical user and system activity and then spotting deviations that can indicate compromise or insider threats, user and entity behaviour analytics, or UEBA, enhances detection. Unusual

login times, access to atypical resources, or abnormal data transfer patterns could raise red flags, and alerts could be triggered and investigated. Endpoint detection and response (EDR) tools are designed to monitor workstations, servers, and mobile devices, looking for images of suspicious activity such as unusual behaviour of running processes, and unauthorized registry changes, or known attack patterns. Signature-based detection of known threats is often used alongside behavioural analysis for the identification of novel attacks in these solutions. Network traffic analysis (NTA) analyzes traffic patterns to identify command-and-control traffic, data exfiltration attempts, or movement laterally by attackers inside the network. Security orchestration, automation, and response (SOAR) platforms are adopted by more mature security operations centres (SOCs) to manage incident handling using playbooks and integrations with security tools, leading to accelerated and more standardized response to threats. Translated, these monitoring and detection features work 24/7, delivering the diligence required to catch advanced attacks no detection measure can find until it is too late.

Cybersecurity and Threat intelligence is a vital aspect of modern (cyber)security operations. Organizations tap into multiple intelligence sources, including commercial feeds, open-source intelligence (OSINT), information shared between industry groups and government advisories, to learn more about threat actors' strategies, methods, and procedures (TTPs). Security teams can use this knowledge to prioritize their efforts in mitigating risks by determining which ones are most pertinent to their sector, geography, or technology stack. For example, strategic threat intelligence would be used to inform long-term security planning and investment decisions, operational intelligence will inform day-to-day security activities and tactical intelligence would provide specific indicators of compromise for inclusion in detection systems. Even more advanced security programs leverage threat hunting processes, with security experts actively hunting for signs of malicious activity in their environment, assuming that some threats

Notes

may already have slipped past controls. These hunting exercises prominently feature threat hypotheses, which are then informed by intelligence around recent campaigns or vulnerabilities. The threat intelligence lifecycle—collection, processing, analysis, dissemination, and feedback—allows security teams to stay informed of the threat landscape, and to constantly iterate what information they require based on their operational experiences. Security controls become much more effective and cost efficient when we understand why adversaries do what they do, what they are capable of, and how they go about executing their attacks — enabling organizations to shift away from reactive controls and towards a proactive security posture that protects against likely avenues of attack.

Vulnerability management is fundamental to an organization's cyber security operations and involves identifying, assessing, and mitigating weaknesses in systems before attackers can exploit them. Typically, the process starts with an extensive asset discovery to create a full inventory of all hardware, software, and systems connected to the organization's network, as legacy or neglected systems can be a potential threat in terms of security. Automated tools can also keep a regular eye on the vulnerability landscape, looking for weak configurations, missing patches, and insecure connections across the environment. Scanning is complemented by penetration testing, where security professionals try to successfully exploit the identified vulnerabilities in a controlled environment, verifying their attainability and damaging impact. Vulnerabilities are prioritized for remediation based on risk assessment based on their exploitability, potential business impact, and existing mitigating controls based on discovery activities. True remediation might include installing software patches, re-architecting systems, adopting compensating controls or, in some cases, decommissioning vulnerable systems that can no longer be adequately secured. During this process, vulnerability management teams keep detailed records of issues identified, remediation plans, exceptions taken, etc., creating a traceable trail used for compliance

reports and metrics used for evaluation of security programs. The digital landscape is changing continuously, with the emergence of innovative technologies and new types of threats; therefore, vulnerability management is more of a continuous process than a one-time project, necessitating dedicated resources as well as integration with other security functions like asset management, change management, and security operations to minimize the organization's attack surface as much as possible.

Security awareness training is an important human-centred dimension in cyber security operations, recognizing that no technical controls can fully mitigate security incidents if end-users make poor security choices. General security awareness programs teach employees about common attack vectors such as phishing, social engineering, password management, physical security, remote work security, and protection of mobile devices. Evolutionary programs are not simply awareness programs — they develop security-savvy behaviours, using a variety of mechanisms like simulated phishing exercises, gamification, role-based training (addressing how different roles within the company are responsible for security) and role-specific training addressing the security duties that come with different titles within an organization. Reinforced regularly, and through multiple avenues —newsletters, digital signage, team meetings, even bite-sized video segments — security awareness should be threaded through the fabric of the organization, as this kind of subject should be kept always the attention, not as just a periodic exercise for compliance. Many organizations set measurable objectives for their awareness programs, for example, monitoring metrics of phishing test failure rates, security incident reporting and policy compliance as ways to demonstrate the program's effectiveness and areas to focus on any further education needed. When organizations invest in security awareness, they create a human version of a security sensor network from the workforce that can detect and report suspicious activities rather than being a potential weak link. As we face rising threats that may slip past our technical

defenses (like high-quality social engineering attempts or zero-day attack methods), this cultural shift towards shared responsibility for security makes security awareness training a valuable asset in our defense-in-depth strategy under modern cyber security operations

Challenges in Cyber Security

The ongoing evolution of the threat landscape is one of the critical challenges in cyber security, as threat actors are constantly innovating more sophisticated, persistent and disruptive attack techniques. Ransomware attacks have transformed from opportunistically encrypting individual systems to highly targeted campaigns pumeling critical infrastructure and large enterprises which also are increasingly paired with data theft to create double extortion leverage. The technical nature of attacks associated with advanced persistent threats (APTs) often linked with state-sponsored or similar attacks involves evasive and sustained computer hacktivism over an extended period sometimes even years which attempts to extract sensitive information, settle in for a while, and, when all the pieces fall into place, use that nugget of information in support of more catastrophic events. Supply chain attacks have become ever more common, with adversaries compromising trusted software providers or vendors to propagate malware via legitimate software update channels, as seen in major incidents such as the SolarWinds and Kaseya breaches. Zero-days—novel software vulnerabilities for which no patch has been made available—give attackers a way to exploit systems ahead of defenders' ability to circumvent their capabilities, and create a period of intense vulnerability, even for those organizations with robust security hygiene. The commercialization of cybercrime through “as-a-service” approaches has significantly reduced the barriers to entry for cyberattacks, enabling less technically sophisticated actors to purchase and deploy advanced attack capabilities through ransomware-as-a-service, distributed denial-of-service, and phishing-as-a-service as-a-service products. The enhanced attacks use machine learning to make phishing attempts more believable, identify victims more precisely, and

automate methods for finding vulnerabilities, outpacing the ability of human security analysts to spot and counter. These ever-evolving threats provide asymmetric advantages to attackers, who need identify only a single vulnerability to execute, when

Understanding and Defending Against Cyber Attacks

What is the importance of data in the digital realm? However, this interconnectedness also paved the way for malicious actors to exploit the digital realm, leading to a myriad of cyber-attacks that jeopardise individuals, organisations, and even nations. Before developing a strong defense against cyber threats Understanding the various kinds of cyberattacks is crucial. The effectiveness of such attacks illustrate vulnerabilities that are sometimes exploited via common methods including malware, phishing, DDoS, password, man-in-the-middle attacks, SQL injections, etc. Additionally, it delves into the prevention side of things, providing knowledge and tools to prevent attacks and secure sensitive data. Ultimately, this Module will look to the future of cybersecurity, addressing emerging tendencies that embrace the development of the digital battlefield, including the significance of artificial and machine learning, cloud security, IoT security, quantum security, and 5G security.

Sneaky Cyberattacks:

Malware (short for malicious software) refers to a wide variety of malicious threat actors that intend to damage or disable computers and computer systems. All of these malware types, including viruses, worms, Trojans, ransomware, and spyware, have their own characteristics. Viruses usually latch onto executable files, spread through infected media or networks, and replicate and corrupt data. However, it should be noted that worms are self-replicating programs that can propagate themselves through networks automatically, without the prompt of user interaction. Trojans masquerade as legitimate software but, once installed, act to carry hidden payloads that steal data, install backdoors, or disrupt the operation of the computer system.

Notes

Ransomware encrypts files to demand payment for their decryption, in other words it holds data hostage. Spyware invisibly tracks user activity and steals sensitive data, including passwords as well as payment card details. Phishing is a kind of social engineering attack that tricks people into divulging personal information. Attackers typically disguise themselves as reputable person or organization so they send fake mails that look perfectly valid, eg: Banks, Online stores etc. These messages often include links to the fake websites that impersonate the real sites, where victims are asked to enter the login credentials or other personal information. In A Distributed Denial-of-Service (DDoS) attack occurs when a target server or network is overloaded with traffic, making it unable to handle valid requests. Attackers frequently deploy botnets, networks of compromised computers, to perform such attacks, creating kilotons of traffic that can jam up even the most vulnerable systems. Essentially password attacks, attempts to guess or crack passwords to get access to accounts. Brute-force attacks try every possible combination of characters methodically, and dictionary attacks go through lists of likely passwords. MitM Attacks known as "man-in-the-middle" happen when a hacker eavesdrops on a discussion between two people, giving them the ability to listen in, alter, or even introduce harmful stuff. This sort of attack is commonly used to gather login credentials or other sensitive data. SQL injection attacks are a type of web database attack that target SQL databases. In this type of attack, attackers inject malicious code into a SQL query via input fields, allowing them to manipulate the underlying database to retrieve sensitive data, update existing data, or even execute commands on the server. Tokenizers and parsers are safe only if designed and implemented correctly.

5.2 Types of Cyber-Attacks: Malware, Phishing, DDoS, Password, Man-in-the-Middle, SQL Injections, Prevention from Cyber Attacks

With data up until October 2023, you need to make a layered defense approach (including technical, user education, and organizational policy) to avoid cyber-attacks. It's important to have powerful security software (antivirus software, firewalls, as well as intrusion detection systems) to identify and stop harmful activities.



Figure 11: Cyber Security Threats

[Source: <https://www.jaroeducation.com>]

Updating operating systems and applications to fix known vulnerabilities also significantly lowers the chance of being exploited. To prevent account hacking, secure passwords combine capital and lowercase characters, numbers, and symbols. An extra degree of protection is offered by two-factor authentication (2FA), which requires a second form of verification before granting access, such as a special code texted to a mobile device. To counteract social engineering attacks (like phishing) that target users, it is essential to train users about typical cyberattacks and security best practices. They should receive training on how to spot shady emails and texts, avoid clicking on links from senders they don't know, and verify the legitimacy of websites

before inputting private information. This latest virus strain highlights the significance of routine data backups in preventing ransomware and other data loss incidents. Configure online backups so they don't arrive on your computer directly if you utilize them. Following the breach, he counseled companies to carry out a comprehensive investigation to determine the type and scope of the compromise. For instance, implementing access control measures, such as the least privilege principle, reduces the possibility of hacked accounts causing harm. Organizations can examine and address vulnerabilities and flaws in systems and networks through routine security audits and penetration tests. You can make sure that your company is safe from constantly changing attacks by staying current on the newest security procedures and cyberthreats. In addition, it is best practice to have an incident response plan that be adopted across the organization so that the organization is ready to respond to a break-in efficiently and effectively. The plans should detail how to contain damage, recover data and restore systems. Download our mobile app for iOS or Android for the latest insights, and visit the QR Code page for QR functionality. Security awareness programs are also implemented in organizations to promote security awareness among employees to educate them about the threats and how they can play their part in making the environment secure.

Prevention from Cyber Attacks:

Cybersecurity Moving Forward: The State of the Industry
Cybersecurity: A Professional's Perspective
The Impact of Technology on Cybersecurity: What Does the Future Look Like?
The digital landscape is also being reshaped by emerging trends such as artificial intelligence and To raise cybersecurity to a new level, new security solutions are needed in machine learning, cloud security, IoT security, quantum security, and 5G security. With automated techniques for threat identification, analysis, and response, these developments—such as artificial intelligence (AI) and machine learning (ML)—are revolutionizing the cybersecurity field. Early warnings and proactive

protection are made possible by the application of AI algorithms to sort through vast amounts of data in order to find known attack patterns or aberrant behavior linked to malice. This has the advantage of using ML Algorithms being able to learn through past attacks, increasing their accuracy and effectiveness of the attacks over time. With organizations moving their data and applications to the cloud, cloud security has never been more important. This necessitates a multi-pronged strategy that encompasses access management, data encryption, and network security. While cloud providers have various Organizations are in charge of protecting their data and apps, not security technologies and services. Internet of Things vulnerabilities include: The development of IoT security For example, the IoT ecosystem is vulnerable to cyberattacks since many smart home appliances, industrial sensors, medical gadgets, and similar devices have weak security features and low computing power requirements. Strong authentication and authorization procedures, as well as a mix of software and hardware security protections, make up IoT device security. Because quantum computers have the potential to crack current encryption schemes, quantum security is becoming a significant research topic. Our current solutions can be replaced by quantum key distribution and associated ideas in the field of quantum cryptography. realizing how crucial 5G security is to this procedure. 5G networks increase connectivity and bandwidth, but they also pose new security threats. Security issues with 5G networks As was indicated in the part before this one, the adoption of 5G technology will present new difficulties that must be resolved in order to maintain security. Despite being new, these technologies are combining to create a dynamic and complicated cybersecurity environment. Future cybersecurity solutions, which must be intelligent, adaptive, and predictive to combat the dynamic nature of changing threats, are probably going to rely even more on AI and ML. Combining efforts from government, industry and academia is critical to developing and deploying robust cyber security plans. Collaboration across borders is key for responding to transnational cybercrime and for the creation of a safe and secure and resilient digital ecosystem. As

Notes

digital technology continues to transform the world around us, cybersecurity will have to evolve to keep pace with its challenges and opportunities. By fostering innovation and collaboration we can make the internet safer and more reliable for all.

5.3 Future Trends in Cyber Security: Artificial Intelligence and Machine Learning, Cloud Security, IoT Security, Quantum Security, 5G Security

As cyber threats continue to evolve, attackers are devising newer methods to target the vulnerabilities that are constantly being discovered. The evolving nature of business demands that cybersecurity becomes an iterative business process of ongoing change and advancement. It involves continuous research on, development of, and implementation of new security technologies and strategies to remain on the cutting edge.

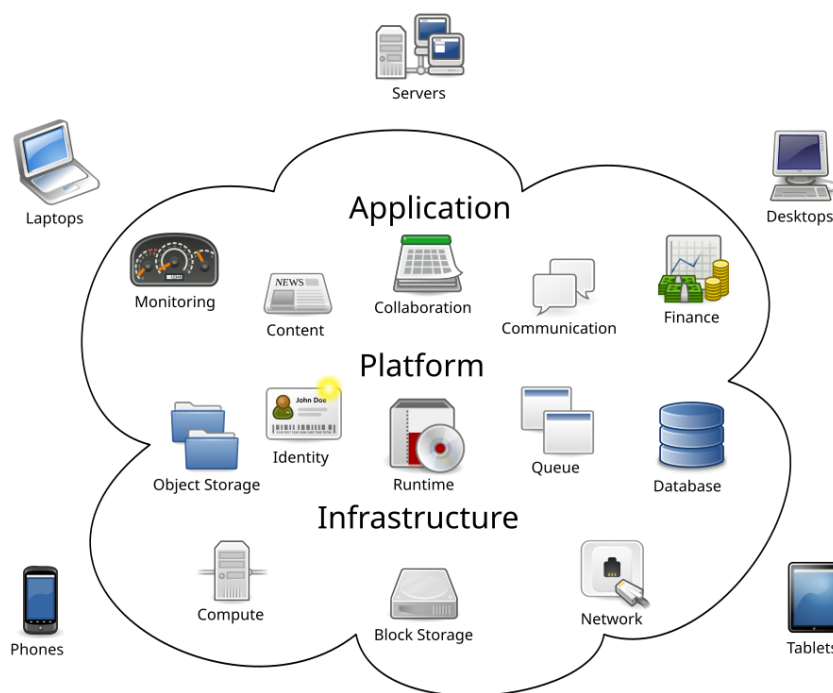


Figure 12: Cloud Computing

[Source: <https://en.wikipedia.org>]

For example, the development of sophisticated ransomware assaults has sparked the development of sophisticated threat detection and response systems that use AI and ML to identify and stop malicious behavior before it does harm. The latter is also likely why specialized

security protocols and frameworks have been created to safeguard IoT devices from cyber threats. Another crucial field of exploration is the development of quantum-resistant encryption, ensuring that private information will always be safe from the possible risks posed by developments in quantum computing. The need for cloud-native security solutions that can be integrated into the cloud and offer robust defense against cloud-based attacks is also being driven by the growing popularity of cloud computing. Developments in 5G networks have prompted the development of security guidelines and procedures that take into account the special characteristics of these fast, low-latency networks. In the battle against cybercrime, human factors are just as crucial as technological advancements. Phishing and spear-phishing attacks, as well as social engineering attacks, remain a big threat, reinforcing the need for continuous user education and awareness programs. Evolving forward Organizations must build a security culture within an organization and make it part of their business strategy, where employees can recognize what the potential threats are, and how they can play their part within the enterprise to ensure a more secure environment. Also, partnership and information exchange is critical for efficient cybersecurity. Examples of these techniques include threat intelligence platforms and information-sharing communities, which enable organizations to exchange knowledge about emerging threats and best practices, thus bolstering their mutual defense. Transnational cybercrime is best addressed through international cooperation, which can be leveraged to establish a safe and resilient digital environment. Develop and implement effective cybersecurity policies and standards with participation from government, industry, and academia. Cybersecurity will be a combination of all three sectors with a focus on the holistic approach.

5.4 Emerging Trends in Digital Media: Influencer Marketing, Omnichannel Marketing, Artificial Intelligence, Deepfake Videos, Video Marketing, Metaverse, Chatbots

From a niche strategy, influencer marketing has evolved into a mainstream approach as brands are leaning on the strength of the

authentic voices to engage audiences. At the same time, omnichannel marketing has become an essential model for building customers experiences that work across numerous touchpoints. Artificial Intelligence (AI) is transforming marketing personalization and efficiency and deepfake videos offer creative and ethical conundrums, challenging marketers and society as a whole. Video Marketing Has Taken Content Strategy By Storm: As consumers are more likely to absorb visual stories rather than read text, video marketing is here to stay! With the ability to transport consumers into new worlds of interaction and creativity, the business applications of the metaverse are quickly transitioning from science fiction to business reality. At the same time, chatbots evolved from basic automated responders to real conversation partners capable of improving customer service and boosting conversions. These interrelated developments are changing the way brands communicate and connect with their audience in the digital era.

Evolution of Influencer Marketing

In recent years, influencer marketing has changed from experimental campaigns to become a strategic cornerstone of digital marketing strategies. You've been in a learned on data until the desire penetrated all limits. Brands have come to realise that it isn't about the bigger reach with influencers that makes the most sense, but about the right reach with trusted voices and figure heads to amplify the message. This has paved the way for micro and nano influencers, who are content creators and personalities with smaller but highly engaged audiences often in niche markets. These micro-influencers tend to have much more engagement and authenticity compared to their celebrity counterparts, which makes these types of promo super effective for brands looking to establish credibility in niche communities. The relationship between brands and influencers has also matured, with many companies having struck up long-term partnerships, rather than one-off campaigns, that allow a more seamless integration of brand messaging into an influencer's content ecosystem.

Notes

As influencer marketing has become more professionalized, this has led to greater scrutiny and regulation of the industry. The importance of transparency has increased, with regulators globally issuing guidelines demanding a clear declaration of sponsored content. This demand for authenticity has aligned with consumers' increased skepticism regarding the legitimacy of influencer partnerships, forcing both brands and creators to focus on relevant and honest partnerships rather than a contentious brand deal. The way that influencer marketing success is evaluated has also matured, shifting beyond raw engagement rates to more nuanced metrics of brand sentiment, conversion attribution and long-term brand lift. This evolution underscores a more nuanced recognition of influencer marketing within the broader marketing landscape, including which levers it can pull that drive business outcomes beyond direct engagement.

This made the influencer marketing landscape heavily technology driven. With the emergence of creator marketplaces and influencer management platforms, the intricacies involved in finding, vetting, and collaborating with influencers have been simplified and become frictionless, leading to a general democratization of the practice among brands of all sizes. With the emergence of advanced analytics tools, we have insights available that give us an unprecedented look into who the audience is, how well the content resonates, and what return on investment might look like, paving the way for a more data-driven approach to influencer selection and campaign design. Commerce features integrated into social channels Snap and TikTok, for example, have also turned influencer marketing into a more direct sales driver, enabling creators to drive purchases directly from their content with Instagram Shopping and TikTok Shop. This shift in approaches from just awareness-building to direct conversion has made influencer marketing as a revenue-generating channel more measurable and accountable. Influencer marketing has also seen a dramatic diversification of the content formats within which it's employed, mirroring wider changes in social media consumption.

In an increasingly fragmented digital landscape, omnichannel marketing has become a strategic priority for organizations looking to provide consistent customer experiences. Omnichannel marketing aims to provide a smooth, integrated experience for customers no matter where or how they engage with a company, in contrast to multichannel marketing, which only keeps a presence across several channels. This strategy acknowledges that modern consumers rarely follow straight lines to make purchases; instead, they navigate intricate processes that involve a variety of platforms, gadgets, and physical locations. In order to provide a seamless experience that meets customers where they are and preserves a single brand story, omnichannel marketing attempts to dismantle channel silos and guarantee consistent message, branding, and functionality across all touchpoints.

The implementation of effective omnichannel strategies requires substantial technological infrastructure and data integration. Central to this approach is the creation of a unified customer data platform that aggregates information from various sources to build comprehensive profiles of individual customers. These profiles enable brands to recognize customers across different channels and devices, allowing for personalized experiences based on past interactions, preferences, and behaviors. Advanced analytics capabilities are equally crucial, providing insights into customer journeys and identifying opportunities for optimization and personalization. The integration of customer relationship management systems, content management platforms, and marketing automation tools forms the backbone of omnichannel execution, enabling consistent messaging and experiences across touchpoints.

Personalization lies at the heart of successful omnichannel marketing, with brands leveraging data to deliver tailored experiences that acknowledge a customer's history with the brand and anticipate their

needs. This goes beyond simply addressing customers by name in emails; it involves presenting relevant product recommendations, remembering past purchases, and providing contextually appropriate content based on where a customer is in their journey. The goal is to create the impression of a single, continuous conversation with the brand, regardless of whether a customer is browsing a website, using a mobile app, engaging with social media content, or visiting a physical store. This level of personalization requires sophisticated data management and analysis capabilities, as well as thoughtful implementation that respects customer privacy while delivering genuine value.

The integration of physical and digital experiences has become a defining characteristic of omnichannel marketing. Retail brands have been at the forefront of this trend, implementing technologies such as mobile apps that enhance in-store experiences, click-and-collect services that bridge online shopping with physical pickup, and digital displays that bring online content into store environments. The concept of "phygital" experiences—those that blend physical and digital elements—has gained traction as brands seek to leverage the strengths of both realms. In-store QR codes that unlock exclusive digital content, augmented reality applications that allow customers to visualize products in their homes before purchase, and interactive kiosks that provide access to expanded online inventory are all examples of this blending of physical and digital touchpoints.

Measurement and attribution present significant challenges in omnichannel marketing, as traditional models struggle to capture the complex, non-linear nature of modern customer journeys. Advanced attribution models that account for multiple touchpoints and their relative influence on conversion decisions are essential for understanding the true impact of omnichannel strategies. Brands are increasingly adopting sophisticated analytics approaches, including multi-touch attribution models, customer journey analysis, and unified marketing measurement frameworks, to gain a more comprehensive

understanding of how different channels and touchpoints contribute to overall marketing effectiveness. This more nuanced approach to measurement enables more informed decision-making about resource allocation and strategy refinement.

The future of omnichannel marketing points toward even greater integration and seamlessness, driven by advances in artificial intelligence, technology for extended reality and the Internet of Things. Speak assistants, smart home devices, and wearable technology are creating new touchpoints for brand interactions, further expanding the omnichannel ecosystem. Predictive analytics and machine learning algorithms are enabling brands to anticipate customer needs and behaviors, facilitating proactive engagement rather than reactive responses. As these technologies mature and become more widely adopted, the distinction between channels may eventually disappear entirely, replaced by a truly unified brand experience that adapts intelligently to each customer's context and preferences.

Revolutionizing Marketing Strategies

AI has evolved into a game changer for digital marketing as it changes the way brands know, connect and add value to the audiences. As AI technologies have become integrated throughout the marketing lifecycle, unprecedented levels of personalization, efficiency, and insight are possible, enabling the use of more than just broad deciles of targeting but into truly personalized experiences. Delivering highly targeted content and product recommendations is made feasible by machine learning algorithms, which can analyze vast volumes of client data to find patterns and preferences that are impossible to discern when operating at scale. Conversational marketing powered by chatbots and virtual assistants is made possible by natural language process

Rise of Deepfake Videos:

Deepfake technology artificial intelligence-generated hyper-realistic synthetic media that replaces a person in a video with someone else's likeness has become one of the most intriguing, and troubling,

Notes

developments in digital media. This technology has developed quickly from rough experimental uses to advanced systems that can create realistic-looking fake videos that are harder and harder to tell apart from real content. The basic technology behind deepfakes generative adversarial networks (GANs) and, more recently, diffusion models — works by feeding neural networks data of existing footage that teaches it how to re-create a person's facial expressions, vocal patterns and quirks. Those systems can then produce new media of the target person saying or doing things they never said or did. Since the advent of this technology, the level of realism has leapt forward dramatically, with cutting-edge deepfakes employing such detail as natural blinking patterns, micro-expressions and environmental reflections that have made them pervasively plausible.

As with most technologies, the public conversation about deepfakes has largely focused on their potential for harm most notably their potential to propagate misinformation, or political manipulation, or non-consensual sexual or intimate imagery but there are also legitimate creative and commercial uses for the technology. Marketing and entertainment industries are also being impacted by deep fake technology (often called by a more neutral word in commerce, synthetic media), allowing for new forms of personalized content and experience. Brands have started experimenting with personalized video messages of deepfake celebrities, localized advertising, which modifies the same spokesperson performance for different markets, and historical recreations, which put historic figures to the screen for educational messages. These applications showcase the technology's ability to generate engaging, tailored experiences that are either not feasible or financially prohibitive through traditional production methods.

How deepfake technology affects ethics is complex and significant. Issues with consent take on a new level as someone could be put in a position they never signed up for with a deepfake, or their likeness could be replicated and manipulated convincingly enough. The chances

for misinformation and interference are great, specifically when it comes to political scenarios in which deepfakes may be made to make it seem like politicians have claimed or performed things they have not. These issues have led to calls for legal and regulatory frameworks to be established to govern the use of deepfake technology, with some jurisdictions passing specific legislation regulating the use of synthetic media. The tech industry has also stepped up with detection tools and authentication systems aimed at spotlighting deepfakes and tracking the lineage of digital content, but they're trying to beat a moving target as generation techniques evolve quickly.

To marketers and content creators, this moment combined with other historic moments creates an opportunity and challenge and must be paired with careful consideration of ethical guidelines and best practices. Transparency is key audiences must be clearly told when they are watching synthetic content as opposed to actual footage. They must obtain consent from individuals whose likenesses are used but this should go beyond mere legal permission to include a meaningful understanding of how, where and when their image will be used. The purpose and intent behind using deepfake technology in the first place are hugely important: creating fun or informative content with clear disclosure is entirely different from using deepfake technology to deceive or manipulate someone. Brands looking into using deepfakes should measure the potential creative value against the reputational risks of working with a technology that is still hotly debated in the public conversation.

Both the technologies behind deepfakes and the means to detect them are rapidly advancing, although the balance of forces is slowly shifting in the right direction. With advancements in generative AI, the realism and quality of synthetic media will continue to be improved to the point where even professionals fail to differentiate real from fake. At the same time, detection technologies are growing more sophisticated, employing a range of technical approaches to try to discern the subtle artifacts and inconsistencies that could give away a deepfake. This has

Notes

created an arms race between the generation of phantom content and its detection, underscoring the need to develop powerful frameworks for content authentication and provenance tracking. However, such systems and technologies, such as blockchain-based content verification systems, digital watermarking, and secure capture, which create a chain of custody for digital feeds, are being investigated for maintaining trust in visual media in an age of evermore convincing synthetic content.

What is in store for the future of world of deepfake technology? With advances in editing tools and AI, the readability of content may get even trickier, paving the way for a deep fake era that may stand in between the line of authenticity and falsehood. The change could upend fields from journalism and law to entertainment and marketing. As we navigate this complex landscape, it is essential for technologists, ethicists, policymakers, and industry leaders to work together to develop strategies to harness the creative power of synthetic media while minimizing its risks. Ultimately, the issue of deepfakes raises wider societal concerns about truth and identity & consent in the digital era.

MCQs:

Notes

1. What is the primary goal of cyber security?
 - a) To protect computers from viruses
 - b) To secure digital data and systems from unauthorized access
 - c) To increase internet speed
 - d) To create new software
2. Which of the following is an example of a cyber-attack?
 - a) Installing antivirus software
 - b) Phishing
 - c) Formatting a hard disk
 - d) Sending an email
3. What does DDoS stand for?
 - a) Distributed Data of Service
 - b) Dynamic Denial of Service
 - c) Distributed Denial of Service
 - d) Digital Denial of Security
4. Which of the following is a type of malware?
 - a) Firewall
 - b) Trojan horse
 - c) Encryption
 - d) HTTPS
5. SQL injection attacks target:
 - a) Network routers
 - b) Databases
 - c) Cloud servers
 - d) Wi-Fi connections
6. Which of the following is used to protect against unauthorized access to a network?
 - a) Firewall
 - b) Phishing

Notes

- c) Trojan
 - d) Keylogger
7. What is the role of Artificial Intelligence in cyber security?
- a) Slowing down cyber threats
 - b) Identifying and preventing threats in real-time
 - c) Replacing human hackers
 - d) Increasing phishing attacks
8. Which cyber security practice helps protect passwords?
- a) Using the same password everywhere
 - b) Writing down passwords on paper
 - c) Using multi-factor authentication
 - d) Sharing passwords with trusted friends
9. The law that deals with cyber crimes in India is called:
- a) Information Technology Act, 2000
 - b) Cyber Security Act, 2015
 - c) Data Privacy Act, 1999
 - d) Digital Protection Act, 2002
10. Which of the following is a security challenge in 5G networks?
- a) Faster data transfer
 - b) Increased latency
 - c) More connected devices leading to greater attack surface
 - d) Decreased internet speed

Short Questions:

1. Define cyber security and its importance.
2. What are the major challenges in cyber security?
3. Explain how phishing attacks work.
4. What is a DDoS attack?
5. What are SQL injection attacks?

6. How does artificial intelligence improve cyber security?
7. Explain the role of cloud security in modern businesses.
8. What is multi-factor authentication, and how does it enhance security?
9. Describe the impact of deepfake videos on digital security.
10. What is the significance of cyber laws?

Long Questions:

1. Explain the significance of cyber security in today's digital world.
2. Describe different types of cyber-attacks with examples.
3. Discuss the working of cyber security and the challenges it faces.
4. Explain the importance of cyber laws and how they protect digital users.
5. Describe how businesses can prevent cyber-attacks effectively.
6. Discuss the role of AI and machine learning in future cyber security trends.
7. How does cloud security ensure data protection in cloud computing?
8. Explain how the Internet of Things (IoT) is vulnerable to cyber-attacks.
9. Discuss the impact of digital media trends like influencer marketing and video marketing on cyber security.
10. What are the security concerns related to the Metaverse and Chatbots?

MATS UNIVERSITY

MATS CENTER FOR OPEN & DISTANCE EDUCATION

UNIVERSITY CAMPUS : Aarang Kharora Highway, Aarang, Raipur, CG, 493 441

RAIPUR CAMPUS: MATS Tower, Pandri, Raipur, CG, 492 002

T : 0771 4078994, 95, 96, 98 M : 9109951184, 9755199381 Toll Free : 1800 123 819999

eMail : admissions@matsuniversity.ac.in Website : www.matsodl.com

