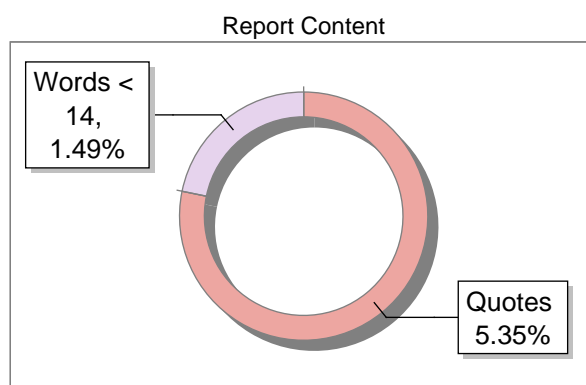
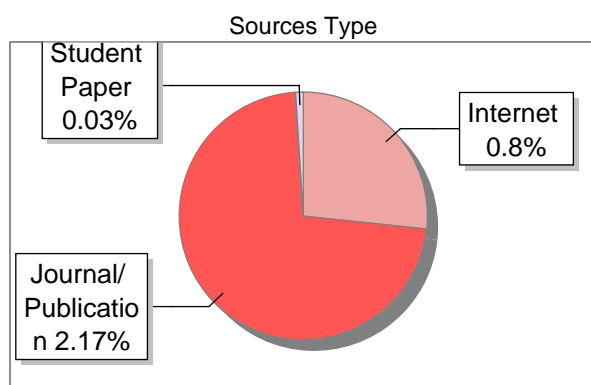


Submission Information

Author Name	Dr. Kalpana Chandrakar
Title	Research Method and Statistical Techniques
Paper/Submission ID	4139148
Submitted by	plagcheck@matsuniversity.ac.in
Submission Date	2025-07-28 12:32:41
Total Pages, Total Words	286, 87047
Document type	e-Book

Result Information

Similarity **3 %**

Exclude Information

Quotes	Excluded	Language	English
References/Bibliography	Excluded	Student Papers	Yes
Source: Excluded < 14 Words	Excluded	Journals & publishers	Yes
Excluded Source	0 %	Internet or Web	Yes
Excluded Phrases	Excluded	Institution Repository	Yes

Database Selection

A Unique QR Code use to View/Download/Share Pdf File





DrillBit Similarity Report

3

SIMILARITY %

51

MATCHED SOURCES

A

GRADE

A-Satisfactory (0-10%)

B-Upgrade (11-40%)

C-Poor (41-60%)

D-Unacceptable (61-100%)

LOCATION	MATCHED DOMAIN	%	SOURCE TYPE
1	lms.matsuniversityonline.com	<1	Publication
2	translate.google.com	<1	Internet Data
4	www.slideshare.net	<1	Internet Data
5	ftp.idu.ac.id	<1	Publication
6	Thesis Submitted to Shodhganga Repository	<1	Publication
7	Corpora and Computational Lexica Integration of Different Methodologies of Lexi by BINDI-1994	<1	Publication
8	digitalcommons.usf.edu	<1	Publication
9	Thesis Submitted to Shodhganga Repository	<1	Publication
10	www.doaj.org	<1	Publication
11	olevelexam.com	<1	Internet Data
12	getd.libs.uga.edu	<1	Publication
13	www.questionpro.com	<1	Internet Data
14	ncert.nic.in	<1	Publication
15	coek.info	<1	Internet Data

16	www.degruyter.com	<1	Internet Data
17	pdfcookie.com	<1	Internet Data
18	scholarcommons.usf.edu	<1	Publication
19	springeropen.com	<1	Publication
20	pdfcookie.com	<1	Internet Data
21	Adult Fiction Reading A Literature Review of Readers Advisory Services, Adult by Jessic-2005	<1	Publication
22	assets.vmu.ac.in	<1	Publication
23	diversity.fnal.gov	<1	Publication
24	EXPLORING AND UNDERSTANDING CITATION-BASED SCIENTIFIC METRICS, by KRAPIVIN, MIKALAI - 2010	<1	Publication
25	jrtd.com	<1	Publication
26	library.oapen.org	<1	Publication
27	www.researchsquare.com	<1	Publication
28	openscholar.dut.ac.za	<1	Publication
29	psv4.userapi.com	<1	Publication
31	www.dx.doi.org	<1	Publication
32	ijefm.co.in	<1	Publication
33	Thesis Submitted to Shodhganga Repository	<1	Publication
34	Submitted to U-Next Learning on 2025-06-27 04:45 3976101	<1	Student Paper
35	www.arxiv.org	<1	Publication

36	annemini.com	<1	Internet Data
37	degruyter.com	<1	Internet Data
38	dokumen.pub	<1	Internet Data
39	Thesis Submitted to Shodhganga Repository	<1	Publication
40	eprints.ummi.ac.id	<1	Internet Data
41	translate.google.com	<1	Internet Data
42	Debunking debunking a regress challenge for psychological threats to moral judg by Rini-2015	<1	Publication
43	fliphtml5.com	<1	Internet Data
44	uir.unisa.ac.za	<1	Publication
45	fastercapital.com	<1	Internet Data
46	digital.lib.washington.edu	<1	Publication
47	jurnal.fkip.unila.ac.id	<1	Publication
48	researchmethod.net	<1	Internet Data
49	eprints.utar.edu.my	<1	Publication
50	ethnobiomed.biomedcentral.com	<1	Publication
52	Thesis Submitted to Shodhganga Repository	<1	Publication
53	www.fao.org	<1	Publication
55	The Evolution of the Field of Biomechanics Through the Lens of Experimental Mech by S-2010	<1	Publication

EXCLUDED PHRASES

1 library

2 user

3 technical

4 communications

MATS CENTRE FOR OPEN & DISTANCE EDUCATION SELF LEARNING MATERIAL Research
Methods and Statistical Techniques Master of Library & Information Sciences (M.Lib.I.Sc.)

Semester - 1 1 ODL/MSLS/MLIB303 3 Research Methods and Statistical Techniques Course

Introduction Page no. MODULE I : INTRODUCTION TO RESEARCH Unit 1 - Research: Meaning, Concept, Purpose, Characteristics, and Need 2 Unit 2 - Types of Research: Fundamental and Applied 21 Unit 3 - Review of Literature 40 MODULE II: RESEARCH METHODS Unit 4- Research Method 57 Unit 5 - Scientific Method 78 Unit 6 - The Delphi Method of Research 98 MODULE III: RESEARCH DESIGN, HYPOTHESIS, AND DATA COLLECTION Unit 7 - Meaning and Definition of research design 115 Unit 8 - Types of Research design, Identification and Formulation of Problem 127 Unit 9 - Hypothesis: concept, Definition, Need, Objectives and Types 140 Unit 10 - Formulation Of Hypothesis and Hypothesis Testing 163 MODULE IV: SAMPLING TECHNIQUES AND PRESENTATION OF DATA Unit 11 - Sampling Techniques 180 Unit 12 - Sampling, Questionnaire, Schedule, Interview 185 Unit 13 - Presentation of Data and Data Analysis 194 MODULE V: BIBLIOMETRICS, INFORMETRICS, AND SCIENTOMETRICS Unit 14 - Bibliometrics, Informetric and Scientometrics concepts, Definition and Scope 213 Unit 15 - Bibliometrics Law – Brodford, Zipf, Lotka Law 221 Unit 16 - Sociometry 256 Unit 17 - Content Analysis 258 Unit 18 - Citation Studies theory and Analysis 263 Reference 280

COURSE DEVELOPMENT EXPERT COMMITTEE 1. Prof. (Dr.) Kalpana Chandrakar, HOD, School of Library Science, MATS University, Raipur, Chhattisgarh 2. Prof. (Dr.) Sangeeta Singh, HOD, School of Library Science, C V Raman University, Bilaspur, Chhattisgarh 3. Dr. Asha Rao, Librarian, Laksmi Chand Institute of Technology, Bilaspur, Chhattisgarh

COURSE COORDINATOR 1. Prof. (Dr.) Kalpana Chandrakar, HOD, School of Library Science, MATS University, Raipur, Chhattisgarh

COURSE /BLOCK PREPARATION 1. Prof. (Dr.) Kalpana Chandrakar, HOD, School of Library Science, MATS University, Raipur, Chhattisgarh Disclaimer- Publisher of this printing material is not responsible for any error or dispute from contents of this Course material, this is completely depends on AUTHOR'S MANUSCRIPT. Printed at: The Digital Press, Krishna Complex, Raipur-492001(Chhattisgarh) Katabathuni, Facilities & Operations, MATS University, Raipur (C.G.) Printed & Published on behalf of MATS University, Village-Gullu, Aarang, Raipur by Mr. Meghanadhu Raipur-(Chhattisgarh) mimeograph or any other means, without permission in writing from MATS University, Village- Gullu, Aarang, All rights reserved. No part of this work may be reproduced or transmitted or utilized or stored in any form, by

(Chhattisgarh) @MATS Centre for Distance and Online Education, MATS University, Village-Gullu, Aarang, Raipur- ISBN: 978-93-49954-71-7 March, 2025 MATS Centre for Distance and Online Education, MATS University Acknowledgements: The material (pictures and passages) we have used is purely for educational purposes. Every effort has been made to trace the copyright holders of material reproduced in this book. Should any infringement have occurred, the publishers and editors apologize and will be pleased to make the necessary corrections in future editions of this book. MATS Centre for Distance and Online Education, MATS University

CHAPTER INTRODUCTION Course has five chapters. Under this theme we have covered the following topics: Module 1 Introduction to Research Module 2 Research Methods Module 3

the Book discusses about Introduction to Introduction to Research, Research Methods, Research Design, Hypothesis, And Data Collection, Sampling Techniques and Presentation of Data, Bibliometrics, Informetrics, and Scientometrics. The structure of the Module s includes those topics which will enhance knowledge about Library Information system of the Learner. This book is designed to help you think about the topic of the particular Module. We suggest you do all the activities in the Module s, even those which you find relatively easy. This will reinforce your earlier learning. MATS Centre for Distance and Online Education, MATS University 2 MODULE 1 INTRODUCTION TO RESEARCH STRUCTURE UNIT 1 Research: Meaning, Concept, Purpose, Characteristics, and Need UNIT 2 Types of Research: Fundamental and Applied UNIT 3 Review of Literature OBJECTIVES To understand the meaning, concept, purpose, characteristics, and need of research. To explore the types of research, specifically fundamental and applied research. To understand the importance of literature review in research. UNIT 1 - RESEARCH: MEANING, CONCEPT, PURPOSE, CHARACTERISTICS, AND NEED Research is one of humanity's greatest tools to expand knowledge and solve problems, and no endeavor can exist without the freedom to pursue research. Ask a scientist, and they will tell you that the reason we are able to understand the universe around us is because of science the systematic study of the universe through careful observation, forming hypotheses, and running experiments to guide our thinking. From the most rudimentary philosophical questions through contemporary high-concept international scientific collaborations, research has uniquely shaped our understanding of the world and is revolutionizing how we live in it. SSRM: Research is inherently about discovery; a methodical exploration of the unknown that adheres to established techniques, but is also unscripted enough to be open to unanticipated insights. It is at once an individual intellectual Research is fundamentally a process of discovery—an organized and systematic inquiry into the unknown with the aim of generating new knowledge or deepening our understanding of existing phenomena. It involves the careful application of established methodologies, whether qualitative, quantitative, or mixed, to ensure that the process is rigorous, reliable, and valid. MATS Centre for Distance and Online Education, MATS University 3 Research is foundational to academia, industry, government, and civil society – informing evidence-based decision-making and innovation. Research on a concept encompasses different approaches across disciplines (e.g., controlled experiments in lab settings, ethnographic fieldwork, mathematical modeling, and textual analysis). While both methods of inquiry have distinct epistemological assumptions and methodological traditions, they share a fundamental objective of advancing knowledge through systematic investigation. Theory connects with practice, abstract ideas with real-world insights, and speculation with analytics. The research has practical functions in the society apart from its intellectual dimensions. It fuels technological innovation, guides policy decisions, conserves cultural heritage, solves pressing problems and aids in the preparation for future crises. The social

contract between researchers and society is founded on common values of integrity, transparency, and commitment to the common good—values that are necessary to ensure that research serves humanity and that potential harms are managed. It's never been more critical to understand the fundamentals of research in our information-rich but increasingly complex world. This review examines the meaning, concepts, purposes, features, and societal necessity of research as an intellectual tradition and applied enterprise. In the process, we gain a new perspective on the way

research works and how it could better fulfill its potential to meet the problems of our time.

The Meaning of Research

Research is basically a systematic and scientific way of searching that discovers something new, verifies existing takes or combines new knowledge in new methodologies. The very word comes from the Middle French "recherché," which translates as "to seek out" or "search closely," pointing to the fundamental and active nature of research a quest to understand. This approach involves systematic The term "research" is derived from the Middle French word *recherché*, meaning "to seek out" or "to search closely." This origin reflects the fundamental essence of research as an active, deliberate, and persistent pursuit of understanding.

MATS Centre for Distance and Online Education, MATS University Research Methods and Statistical Techniques

4 The difference between research on one hand and casual observations or general problem-solving on the other is the use of formalized processes that are designed to eliminate bias, control for confounding variables, and yield reliable results. Research requires intellectual discipline the ability to subject ideas to rigorous testing, to challenge assumptions, to change conclusions when new evidence emerges. It is this rigor that the foundation of trustworthiness rests upon. Such research spans a continuum of approaches, from formal and quantitative to qualitative, from statistical significance to meaning and context. What it does is twofold; Pure research, which is knowledge in its own right and is driven by the curiosity and the desire to broaden mankind's understanding of the world; and applied research, which seeks to solve problems or make practical applications. Historical study reconstructs and interprets past events, while futuristic study strives to predict future tendencies and potentialities. Legitimate research may take many different forms but should always have certain essential qualities it is systematic, employs logical argument, is based in empirical evidence where appropriate, and, in spirit, maintains open inquiry. Research is not just methodologically sophisticated; it also requires creative insight, technical expertise and imaginative thinking. The researcher should be disciplined, yet flexible, skillfully burgeoning methods but still open to serendipity. Research is more than a technical definition; it is also a cultural practice and a social institution. Research is humanity's collective effort to understand experience, to impose order over chaos, to expand the edge of what is known. It represents our collective desire to learn more about ourselves and our world in truer and deeper ways. Research has epistemological significance as a way of knowing, and ethical significance both as a human enterprise with real- world impacts. Today, research is more professionalized, institutionalized and specialized like never before. The solitary scholar toiling alone has been replaced by research teams and collaborative networks and complex institutional arrangements. But the core definition of research is unchanged: a methodical quest for

institutional arrangements. But the core definition of research is unchanged: a methodical quest for knowledge through the application of systems, critical thought, and evidence. Across its much iteration, this pursuit remains one of **MATS Centre for Distance and Online Education, MATS University** Introduction To Research 5 humankind's fiercest weapons for understanding the world, and for meeting its challenges. The Concept of Research Research is an over-honed tool in the human toolbox for knowledge advancement, problem solving, and progress in every sector of society. The empirical, methodical examination of events in the world around us via observation, predictions, re-evaluation, and further examinations are **the foundation upon which** the majority of human knowledge is built. **From the original** philosophical questions to international scientific collaborations at the highest levels today, research has been central in shaping **our understanding**

of the world around us and transforming how we live in that world. Figure: 1.1 Concept of Research At its core, research is about discovery — a methodical exploration of the unknown guided by established methodologies yet adaptable to spontaneous revelation. It is both an intensely personal intellectual undertaking, and a collaborative social process that is the culmination of generations of accumulated knowledge. Research is the centerpiece of academia, industry, government and civil society; it serves as the bedrock for decision making and innovation based on sound evidence. The term research has many Research Methods and Statistical Techniques **MATS Centre for Distance and Online Education, MATS University** 6 meanings and different methodologies in different fields, ranging from controlled lab experiments to ethnographic field studies, from mathematical modeling to textual analysis. The epistemological assumptions and methodological traditions are diverse for each of these approaches but they are all rooted on the common goal of gaining more knowledge through more systematic investigation. Theory is connected to practice, abstracts to concretes, speculations to facts, and research teeth to gummier substances. Research has important practical roles in society, too, beyond its intellectual aspects. It drives technological innovation, shapes policy decisions, protects cultural heritage, solves pressing problems and readies for future challenges. Integrity, transparency, and commitment to the common good are shared values that lie at the heart of the social contract between researchers and the societies they serve, all ensuring that research benefits humanity at large while minimizing potential harms. Research is for everyone and understanding it is more important than ever in our complex world of information. This analysis of research is focused on its definition, ideas, functions, features, and the way that society needs research as an intellectual tradition and also practical enterprise. In doing so, we shed light on the topic of how research impacts our world and how we could better leverage its potential to solve the problems that our time faces. The Meaning of Research A lot of research touches on this same notion of research as a scientific process that leads to new knowledge, whether confirming existing knowledge or bringing information together in new ways. Indeed, the etymology of the word itself comes from the Middle French term "recherché," meaning "to seek out" or "search closely," which speaks to the essence of research as an active seeking of understanding. Such pursuit is methodical investigation, critical analysis, and rigorous standards of evidence. What sets research apart from

investigation, critical analysis, and rigorous standards of evidence. What sets research apart from casual observation or going through the motions in everyday problem- solving is its adherence to standardized protocols intended to minimize bias, control confounding variables and yield reliable results. Research requires intellectual discipline a willingness to put ideas through rigorous testing, to question assumptions and to revise conclusions in the face of new evidence. Introduction To Research MATS Centre for Distance and Online Education, MATS University

7 This discipline is the basis on which reliable knowledge is constructed. Research lies on a continuum of information seekers, from highly structured quantitative research seeking statistical significance to qualitative research seeking understanding of meaning and context. Pure research is the pursuit of knowledge for its own sake can be motivated by curiosity or efforts to advance human understanding; applied research is designed to solve a particular problem or develop a technology. The former reconstructs and interprets history, and the latter strives to project the future and identify nascent trajectories. Now, while legitimate research comes in many forms, legitimate research does share some basic qualities it must be systematic, use logical reasoning, use empirical evidence if relevant, and be done in a spirit of open inquiry. A research project combines methodological rigor with creative intuition, technical know-how with imaginative vision. The researcher needs both to be disciplined and flexible, faithful to rigorous methods but responsive to surprises. Research itself has a broader scope whereby its meaning goes beyond the technical definition and also encompasses research as a cultural practice and also as a social institution. Research is humanity's systematic effort to understand experience, to bring order to disorder, and to widen the tent of knowledge. It represents our collective drive to know ourselves and our world more deeply and accurately. ³³ In this way, research has epistemological as well as ethical significance, both as a form of knowing and as a human endeavor with material consequences. Research has grown relatively professionalized, institutionalized and specialized over the last few years. The single scholar working, in isolation, has been largely replaced by research teams, collaborative networks and elaborate institutional frameworks. But the essential nature of research has not changed: a well-ordered pursuit of knowledge organized by systems of evidence, logic and learning. From honing skills to plumb abstraction to the way of servitude in partnership with nature, this pursuit, and its countless variations, remain among the Research Methods and Statistical Techniques MATS Centre for Distance and Online Education, MATS University 8 most effective mechanisms we humans have ever devised to make sense of the challenges we face and the world around us. ⁴⁶ The Purpose of Research The purposes of research are many and interconnected in society, benefitting the advancement of the individual, institution, and membership in various forms. At root level, research is about creating new knowledge producing facts, principles, relationships or other comparable understandings that were previously unknown and unrecognized. This knowledge-generating purpose is research's most fundamental role and lays the groundwork for the other contributions it makes. Another important goal of research is the advancement of theory. Definition of theory: Theories are conceptually coherent systems for organizing and interpreting information whether it be to generate testable hypotheses, or systems of coherent explanations for various families of phenomenon. Both tests the limits of existing theories and devises new theoretical lenses, providing ever more complex conceptual instruments for analysts to make sense of more complex realities. This theoretical evolution takes place in a myriad of disparate domains, from physics to psychology, economics to ecology, as fields established their unique theoretical legacies through continual refinement. A third research purpose is related to problem-solving. The applied research is specifically designed to tackle practical problems and questions with application to real life such as health, agriculture,

engineering, education, public policy, etc. Research generates evidence-based solutions to myriad problems ranging from the treatment of disease, to protection of the environment, to mitigation of

social inequities through the investigation of causes, testing of solutions, and assessment of outcomes. This orientation towards problem-solving connects research to specific real-world issues and the needs of people. Innovation is another worthy end of research. Research promotes innovation in products, processes and systems by exploring new potential, establishing new methodologies, and invent new technologies. Whether they take the form of pharmaceutical breakthroughs or renewable energy technologies or digital platforms, research-driven innovation Introduction To Research MATS Centre for Distance and Online Education, MATS University 9 transforms capabilities and creates new opportunities. The research-innovation pipeline is an important vehicle to turn more knowledge into concrete societal benefits. Another purpose of research is evaluation. Evaluative research provides systematic analysis of the effectiveness, efficiency and impact of programs, policies, intervention, services and technologies. Evaluation research serves accountability, learning, and resource allocation decisions by identifying what works, for whom, under which circumstances, and at what cost. This evaluative function helps ensure that human practices accomplish their objectives and adjust based on evidence. Critical evaluation is another important purpose of research. Critical scholarship questions assumptions, contests traditions, asks about power structures and exposes alternate viewpoints. The spirit of critical research nourishes intellectual life, hinders dogma, and calls forth the constant fine-tuning of knowledge by questioning established views and practices. This function is critical as the mechanism for correction in knowledge systems; it breeds intellectual humility and a willingness to revise. Research can thus serve as documentation and preservation, especially in the domains of history, anthropology, linguistic and cultural studies. The advantage of this direct way of communicating helps researchers who document societies, languages, traditions and environments particularly those threatened with disruption or extinction preserve cultural legacies and ensure a diversity of knowledge is the legacy of future generations. This preservative function recognizes the worth, through time and space, of human experience. Education and training is another purpose of research. Participating in research work helps students and professionals hone their analytical, methodological and critical thinking skills as well as domain- specific knowledge. Research experiences promote intellectual growth, support disciplinary identity, and equip people for careers that are research traditions and to renew research communities. One of the key purposes of research, in governance contexts, is policy formulation. Policy research studies social, economic, environmental, and political conditions; evaluates alternative policy options; and assesses the outcomes of implementation. Because research provides evidence to inform decisions, it can support decision-makers in crafting better, more efficient, more equitable solutions to public problems.” This policy function links research to governance Research Methods and Statistical Techniques MATS Centre for Distance and Online Education, MATS University 10 processes, and to collective decision-making. These entire different purposes boil down to the

wider purpose or research: enhancing human understanding and ability to solve problems and make things better. Serious research uses elemental scientific findings, technological breakthroughs, cultural knowledge or social critique to broaden the world's capacity to understand and influence reality in positive ways. The intrinsic importance of research as an enterprise intrinsically remains through this objective human endeavor. Characteristics of Research Research has unique features that set it apart from the other forms of inquiry and knowledge

production. These attributes help guarantee that research results adhere to validity, reliability, and credibility standards, while making a contribution to the development of knowledge. Knowing these features contributes to the clarity of what is authentic research and what qualifies research quality in different contexts. Systematicity is probably the most rudimentary feature of research. Figure:

1.2 Characteristics of Research Research has a planned protocol, it has a systematic methodology, and it has a logical sequence. This structured process will provide coherence, completeness, and defensibility to research activities. Problem formulation through data collection and drawing conclusions each follows on logically Introduction To Research MATS Centre for Distance and Online Education, MATS University 11 from previous steps to make it an integrated process rather than an ad hoc collection of activities. Much research is characterized by empiricism as is, particularly, the natural and social sciences. Conversely, Empirical research grounds knowledge claims in perceptible evidence established through sensory experience, instrumented probes, or recorded data. This turning of speculation into empirical reality sets research apart from mere dreams, giving the opportunity to test ideas against empirical data from the world. Even theoretical research usually has some form of empirical referent, either deriving implications from empirical work or creating hypotheses to be empirically tested. An important characteristic of research is objectivity, although the definition is different from one research tradition to another. The implication of objectivity in positivist approaches is independence from researcher biases — this includes neutrality, value-freedom. In interpretive perspectives, this second alternative of producing subjectivity involves reflexivity explicit, self-conscious awareness of how the perspectives and actions of the researcher directly or indirectly shape the research process. Across traditions, objectivity means commitment to allowing the evidence to guide a conclusion rather than finding data to fit preconceived ideas. Research in many areas, especially those using experimental techniques, is characterized by reliability. Replicable research contains enough methodological information for other researchers to reproduce procedures to verify findings. This quality allows for the development of cumulative knowledge through independent verification while acting as a check against error or fraud. In even those fields in which exact replication is not even possible, transparency in methods promotes assessment of the adequacy of procedures used, and of the validity of the interpretative inferences drawn. Research differs from casual observation or anecdotal accounts in its precision. Research uses precise definitions of concepts, accurate measurement of variables, specific sampling procedures, and accurate reporting of results. This level of specificity minimizes vagueness, improves clarity in communication and allows comparison between studies. Whether in terms of accuracy in numbers

communication and allows comparison between studies. Whether in terms of accuracy in numbers in the case of quantitative research or thick description of the phenomenon in the case of qualitative research, being precise allow a better understanding of the phenomenon. The purchase of Research Methods and Statistical Techniques MATS Centre for Distance and Online Education, MATS University 12 verification is a hallmark of research, which stakes a claim to ground its knowledge claims on solid evidential bases. Research findings are subjected to multiple rounds of verification peer review, statistical tests of significance, triangulation of methods, member checking with study participants to verify their trustworthiness. This quality is expressive of the provisional character of research; conclusions are always putative pending better data or better technique. Theoretical parsimony describes research but within disciplines. This means that the hypotheses

tend to have the minimum assumptions or constructs needed to describe the phenomenon, following the principle of Occam's razor also known as the law of parsimony. This feature fosters conceptual clarity, allows for theory testing, and avoids superfluous complexity. Although acknowledging that some phenomena need complex explanation, research in general rate theoretical elegance and explanatory frugality. Responsible research practice is defined by ethical consideration. Research follows ethical principles at all stages of the research process including respect for persons, beneficence, justice, and integrity. This feature recognizes that research may affect people, communities, and society, ensuring that the pursuit of knowledge does not compromise people. In many research contexts, this characteristic is institutionalized in ethical review processes. Experimental research, in particular, is conducted under controlled conditions. Experimental research isolates cause and effect relationships and rules out alternative explanations for findings by manipulating variables of interest and controlling for extraneous factors. Not all research designs use formal control groups or laboratory conditions, but the underlying principle of controlling for potentially confounding influences holds across research designs. The Research Mindset (Academic Research) Critique and skepticism Researchers have a skeptical stance toward claims made about knowledge, including their own research findings. A skeptical perspective encourages researchers to pursue disconfirming evidence, explore rival explanations, acknowledge limitations, and articulate the parameters in which findings may not be applicable. This quality protects against closure too soon, and Introduction To Research MATS Centre for Distance and Online Education, MATS University 13 encourages ongoing refinement of understanding. Research is, perhaps unexpectedly, a characteristic element of creativity. Research also needs creative insight to ask new questions, build new methods, notice unexpected connections, offer original interpretations while respecting methodological standards. This creative aspect sets transformative research apart from the mere application of formulaic procedures, allowing for true discovery rather than confirmation of existing beliefs. Together, these characteristics make research a unique form of knowledge production one that marries methodological rigor with conceptual innovation, empirical grounding with theoretical imagination, and systematic procedures with creative insight. Research serves its purpose when such elements are in place, and when those elements are in place, research opens the door to intellectual

are in place, and when these elements are in place, research opens the door to intellectual progress for mankind in a reliable, credible and meaningful way. The Need for Research Research meets basic human demands cognitive, pragmatic, social, and existential that transcends time and place. These needs also explain the great extent to which societies have found it valuable to invest resources in research activities and why research persists as a thriving institutionalized practice even as technological, economic, and political conditions have transformed during the past century and beyond. Grasping these needs can also help explain why research is as important now as it has ever been. The demand of knowledge is the foundational drive for research of humanity. People are born curious about the world around them; the need to explain natural events, human behavior, history and cosmic mystery is a fundamental part of being human. Such curiosity fuels exploratory research that pushes the frontier of knowledge. In addition to satisfying intellectual curiosity, knowledge gives practical benefits, allowing humans to navigate their environment more successfully, predict outcomes more accurately, and make wiser choices. Research systematizes this knowledge-seeking impulse, harnessing natural curiosity to rigorous

inquiry. Much research Research Methods and Statistical Techniques MATS Centre for Distance and Online Education, MATS University 14 particularly in applied areas is motivated by the need for problem-solving. Societies are continually faced with the challenges of disease, resource scarcity, ecosystem degradation, social conflict, and technological limitations, and evidence-based (and evidence-generating!) solutions. Research seeks to understand the causes of problems, to explore potential interventions, to assess how well they work, and to refine approaches based on evidence. This problem-solving imperative is becoming ever more acute as societies face complex challenges such as climate change, pandemics, and economic inequality that require sophisticated research-driven responses. The demand for innovation creates research for enabling new options, as opposed to solving current problems. Innovation capacity the ability to create new ideas, products, processes and expressions underpins economic competitiveness, technological advancement and cultural vitality. Innovation drives research forward through discovering new potential, testing out experimental methods, and going beyond borders that have already developed. With economies having greater regards to knowledge building and technological innovation, the innovation-boosting role of research itself becomes more and more central to the economic well-being of society as a whole. Against this backdrop of need for evaluation, there is a need for research that systematically examines the efficacy and outcomes of human interventions. A great number of programs, policies, and initiatives are put in place by organizations, governments, and communities in an attempt to deliver specific results. Evaluative research is designed to assess whether and how well these interventions achieve their intended effects, what factors influence their success or failure, and how such interventions can be modified and improved. This evaluative impulse rebates the increasing preoccupation with evidence-based practice, but increasingly cross-sector, from systems of healthcare to education to public administration. The call for a critical perspective drives research that interrogates ascendant assumptions critiques power relations and investigates unintended consequences. Continually

questioning beliefs, practices and systems can help societies discover blind spots and learn how to improve. That perspective is offered by critical research, which examines how knowledge itself is constructed, how power relations shape discourse, and how marginal perspectives contribute to a deeper meaning. This is a vital Introduction To Research MATS Centre for Distance and Online Education, MATS University 15 contribution that preserves against intellectual ossification, promoting social reflexivity. Research by researchers that predict for future developments, identify new trends or prepare for future challenges require foresight. Societies in the current world need to think forward out of the box and look beyond timelines to assess longer term effects of current developments. That is what futures research, technology assessment, scenarios and other approaches attempt to get to; if societies can best anticipate changes, identify opportunities, mitigate risks, and shape the development pathways. This forward-looking research need is becoming more urgent as technological and social change progress at a higher velocity. Reporting on the necessity of researching what works also serves the need for evidence-based policy and practice.' Anyone in government, business, healthcare, education, or any context that requires decision-making has complex challenges with meaningful impact. Research offers empirical evidence behind these choices, decreasing the dependence on intuition, tradition or ideology primarily. With the environments deciding factor increasing in complexity and data availability, it is

essential that research distills information, options, and probable outcomes. Research into professional communities centers on professional development needs. Fields such as medicine, engineering, law and education rely on successive knowledge bases that are built up through research and are constantly advancing. Practitioners must keep up to date with ongoing research developments to remain competent, tackle new problems, and deliver quality service. Research literacy (the ability to find, assess, and use research¹) is increasingly seen as an essential professional competency in professional education. This need to learn is a driver that keeps research as a valued activity within professional communities. This is necessary to contribute to the documentation, analysis, and transmission of cultural heritage. Cultural resources can include languages, traditions, historical records, indigenous knowledge systems, and artistic expressions, the systematic study of which may not be pursued without proper research efforts. Cultural research helps to save these resources for the future, making them available for current enjoyment and use. This preservation need becomes Research Methods and Statistical Techniques MATS Centre for Distance and Online Education, MATS University 16 especially pressing in the case of endangered languages, disrupted communities and cultural practices that may be displaced by globalization or technological change. Research tackling significant themes surrounding existence, values, and human aspiration can be understood through our need for meaning and purpose. Humanities scholarship addresses questions of ethics, aesthetics, identity and meaning that cannot be treated instrumentally in purely utilitarian terms but which are fundamental to the human condition. By examining these deep aspects of human existence, such research contributes to cultural conversation. determines values dialogue. and provides collective

self-understanding. This research need is existential and does not vary with technological or economic conditions. Together, these diverse needs render research a necessary social function instead of a nice-to-have luxury. As knowledge economies emerge and challenges become ever more complex, highquality research across disciplines is ever more important to human flourishing. By creating societies that wert an the deficit and promote research capacity and evidential development, societies can become more agile in attacking immediate problems and be more filled to take on opportunities that may present in the future, than those societies that overlook research. Research in Contemporary Society Research occupies a paradoxical place in the world today more powerful and more disputed than ever before. The information revolution has radically broadened access to research findings even as it lays the groundwork for misinformation; scientific research pushes technological innovation but is the subject of skepticism across the ideological spectrum; and research institutions possess outsized power while moving through a minefield of political and economic pressures. Investigating these tensions and their consequences for research practice is part of what is needed in order to understand the current position of research within society. The digital transformation has challenged the way research is performed, published, and used. Digital tools allow for new forms of research from computational modeling to big data analytics to online ethnography while digital platforms speed research communication via preprint servers, open repositories, and Introduction To Research MATS Centre for Distance and Online Education, MATS University

17 academic social networks. This democratization of research outputs is welcome, but the resulting loss of quality control is troubling, especially when the most powerful peer-reviewed journals go up against unmediated communication to leverage the public eye. Researchers today have to work in this altered environment, taking advantage of the affordances of the digital world while also respecting methodological correctness. Contemporary research approaches increasingly reflect interdisciplinary. Emerging challenges, including climate change, ²⁹ public health crises, and technological disruption, reach across disciplines, demanding integrated perspectives from diverse systems of knowing. Research organizations are adding ever more to traditional departmental structures with interdisciplinary research centers, collaborative networks, and hybrid methodologies. This interdisciplinary turn opens new epistemic possibilities but also produces institutional strains and complicates existing practices of evaluation that are cut of the cloth of disciplines. Research has become an increasingly international paid enterprise. Research networks across national borders, multinational teams tackle shared problems, and research careers are defined by international mobility. Research is increasingly attainable in a global context, enabling cross-border dimensions and collective assembly of knowledge yet also adding complexity around the balance of resource allocations in and around individual studies, cultural biases inherent in methodologies, and how best to govern research initiatives globally. Modern researchers and historians work more and more frequently within this global framework, even with regard to topics we tend to think of as local. Commercialization increasingly shapes research priorities and practices. In many disciplines, research agendas are shaped by university-industry partnerships, intellectual property considerations, and funding streams oriented toward the market. While this commercialization can hasten the translation of research into practice, it also generates fears about conflicts of interest, stunted information exchange and sidelining of other research channels that don't lend themselves so easily to market flow. Researchers straddle these commercial pressures as they chase scientific validity and public trust. Another way that research contexts are becoming contemporary is through politicization. The findings of this research are debated politically on all sides of contentious issues, from climate Research Methods and Statistical Techniques MATS Centre for Distance and Online Education, MATS University 18 change to economic inequality to pandemic response, rendering even research itself politically charged. Research funding, rules of institutional governance, and public communication about findings are deeply political processes that operate in settings where evidence comes to compete with ideology and interests. This politicization forces researchers to grapple with how to preserve scientific credibility while also acknowledging the inherently political nature of knowledge production and the consequences of knowledge. Democratization of research is a new movement in modern practice. This brings me to participatory research approaches, citizen science initiatives and community-based research partnerships, where non-professionals are involved in multiple stages of the research process. This democratization broadens participation in knowledge production, embraces diverse epistemologies, and enhances research interplay with matters facing communities. But it nonetheless also presents questions of methodological standards, institutional recognition, and the shifty boundaries of research expertise. Research is subject to

ethical scrutiny now more than ever. Research ethics frameworks have evolved several times since then, from an early focus on what can be categorized as ethically acceptable in participant

protection to encompassing wider issues of social justice, environmental degradation, global inequality, indigenous rights, and ethical issues related to the long-term consequences of innovation. Drawing from the ongoing acknowledgment of the social embeddedness of research and its possible effects beyond research contexts, this ethical expansion involves new forms of scholarly accountability and engagement. Researchers today are expected to reflect on the ethical implications of their work with heightened scrutiny from a variety of stakeholders. The growing importance of research everywhere is juxtaposed with constraints on resources. Economic pressures being placed upon universities, changing patterns in priorities with regards to funding, and competing demands on public resources produce difficult circumstances for maintaining research programs, especially in fields with few immediate commercial applications or policy significance. Such constraints create increased competition for resources, pressure to show impact, and possible narrowing of research agendas toward immediate, measurable results. Public engagement is seen as an opportunity but also a potential Introduction To Research MATS Centre for Distance and Online Education, MATS University 19 challenge for 21st Century research. It spans science communication initiatives, knowledge mobilization strategies, and approaches that bring public perspectives into research design in ways designed to foster better connections between research communities and the broader society. This engagement is especially critical in contexts of declining trust in institutions and the proliferation of misinformation, where research must prove, in order to be relevant and credible, to diverse public audiences with varying levels of scientific literacy. Regardless, research continues to be a fundamental way of acquiring knowledge in today's society, yet it is multifaceted. At no time in history has there been more researchers, publications, institutions or findings as there is today with the research enterprise continuing to burgeon around the globe. This expansion reflects an understanding that research-based knowledge is a valuable resource that can help people confront complex challenges, strengthen innovation, and augment human capacities in an unpredictable world. The systematicity, empiricism, verification, and ethical consideration are essential characteristics that remain integral to research even as it evolves to meet changing social conditions. Modern scholarship draws on this legacy and innovates with new methods, institutional set-ups, and engagement approaches more fit with the context that prevails. This sociological phenomenon challenges how we engage and address those developments while preserving the relevance of research itself. The Enduring Value of Research Research represents one of humanity's most powerful tools for understanding reality, solving problems, and creating possibilities. Its systematic approach to knowledge development has expanded human capabilities across domains from medicine to governance, technology to cultural expression. As contemporary societies face increasingly complex challenges from climate change to demographic shifts to technological disruptions research's value as a guide to effective action grows ever more apparent. The meaning

or research as systematic inquiry, its conceptual foundations in methodological principles, its diverse purposes from knowledge generation to practical problem-solving, its distinctive characteristics of empiricism and verification, and its response to fundamental human needs all contribute to research's enduring significance. MATS Centre for Distance and Online Education, MATS University Research Methods and Statistical Techniques 20 While research practices continue to evolve in response to changing technological, institutional, and cultural contexts, these

fundamental aspects ensure research's continuing relevance across historical periods and geographical settings. Research offers a distinctive way of engaging with reality one characterized by careful observation, logical reasoning, evidential standards, and openness to revision. This approach helps humans overcome cognitive limitations, counteract biases, transcend immediate perspectives, and develop more accurate understandings of complex phenomena. By providing structured processes for knowledge development, research enables cumulative progress through successive improvements rather than endless repetition of error. Beyond its epistemological value, research offers practical benefits that enhance human welfare. Medical research extends and improves lives; agricultural research increases food security; engineering research creates safer infrastructure; educational research enhances learning opportunities; and social research illuminates paths toward more just and functional societies. These concrete contributions demonstrate research's practical value beyond its intellectual significance. Research also serves democratic values by fostering informed citizenship and evidence-based policy making. In complex societies where specialized knowledge influences consequential decisions, research provides foundations for reasoned public discourse about priorities, trade-offs, and potential solutions. By making collective deliberation more empirically grounded, research strengthens democratic processes and counters tendencies toward decision-making based solely on power, tradition, or ideological conviction. At its best, research embodies values essential to human flourishing: curiosity about the world, commitment to truth, openness to evidence, willingness to revise beliefs, respect for logical coherence, and dedication to shared understanding. These values protect against dogmatism, cultivate intellectual humility, and promote ongoing refinement of knowledge in light of new information. By institutionalizing these values, research communities help preserve them as cultural resources. Research also represents a distinctively human activity that expresses fundamental aspects of human nature: the drive to understand, explain, predict, and shape reality. Through research, humans exercise their capacity for pattern recognition, causal reasoning, abstract conceptualization, Introduction To Research MATS Centre for Distance and Online Education, MATS University 21 and creative problem-solving. This expression of human cognitive capabilities constitutes an intrinsic good beyond research's instrumental benefits. As research continues to evolve embracing new technologies, methods, institutional arrangements, and social contexts its fundamental nature as systematic inquiry guided by evidence and reasoning remains constant. This continuity amid change reflects research's adaptability as a human practice and its enduring value as an approach to knowledge development. Whatever specific forms research takes in different eras and settings, its essential

development. Whatever specific forms research takes in different eras and settings, its essential contribution to human understanding and capability persists. In our complex and rapidly changing world, the need for high-quality research across disciplines has never been greater. From addressing global challenges like climate change and pandemics to navigating technological transformations like artificial intelligence and biotechnology, contemporary societies depend on research-based knowledge to make wise decisions with far-reaching consequences. Research provides no guarantee of perfect solutions, but it offers the best available approach to developing knowledge adequate to these challenges. The future of research will undoubtedly bring new methods, questions, institutional arrangements, and ethical considerations. Emerging technologies will transform research practices; interdisciplinary approaches will generate novel insights; global

collaborations will mobilize diverse perspectives; and growing public engagement will strengthen connections between research communities and broader society. Through these evolutions, research will continue to serve its fundamental purpose: expanding human understanding to address challenges and improve conditions through systematic, evidence-based inquiry. This purpose gives research its enduring value as one of humanity's most important collective enterprises.

Research Methods and Statistical Techniques MATS Centre for Distance and Online Education, MATS University 22

UNIT 2 TYPES OF RESEARCH: FUNDAMENTAL AND APPLIED

Research, defined as the systematic investigation into and study of materials and sources in order to establish facts and reach new conclusions, covers a wide range of methods and goals. Research can be broadly divided into two main types (also called basic or pure) research (as opposed to basic research) and applied research. Although these categories seem quite separate, they are actually part of a continuum, and many research projects are multidisciplinary. This review will focus on the nature, and properties, methods, benefits, drawbacks, and inter-dependencies of basic, fundamental and applied research, and their respective influences on science, technology, society, and policy.

Fundamental Research: Pursuing Knowledge for Its Own Sake

Fundamental research, or basic or pure research, is research driven primarily by the curiosity of the researcher, and the desire to expand human knowledge without any immediate commercial application in mind. Figure: 1.3 Fundamental and Applied

Introduction To Research

MATS Centre for Distance and Online Education, MATS University 23

It aims to improve scientific theories that predict or explain a better understanding of natural or other phenomena. The main reason for doing fundamental research is to advance the knowledge regardless whether it leads to create or invent. Fundamental research is about asking the question "why?" rather than "how?" It seeks to understand the fundamental rules and underlying dynamics of the world, which may provide the basis for future applied work. Fundamental research is an open-ended pursuit to explore whether something is interesting; it's a search for understanding that follows the path of curiosity and findings, even into territories and discoveries researchers never thought they were going to make. Examples of fundamental research are Einstein's formulation of the theory of relativity, Watson and Crick's finding of the structure of DNA, and the search for subatomic particles in quantum physics. These efforts were not initially sought for their practical applications

particles in quantum physics. These efforts were not initially sought for their practical applications, but for the pursuit of knowledge itself. However, they eventually laid the foundation for many technological innovations and applications that have changed the world. The long-term perspective is a defining feature of fundamental research. The transition from discovery to application can take decades or centuries. For example, the mathematical foundations of binary logic established by George Boole in the 1850s set the stage for concepts that would become fundamental to computer science a century later. This longer timescale means that fundamental research is inherently unpredictable in the potential outcomes and applications, a fact that poses problems when it comes to funding and resource allocation. Fundamental research methods tend to favour highlighted theoretical work, observation, and highly controlled environments. Researchers focus on isolating variables and understanding fundamental principles in idealized settings. By having this knowledge you can create theories and models to explain and predict across all the different scenarios. One, for instance, is that in some areas like theoretical physics mathematical models are validated by their consistency and explanatory power despite that some

of these theories may render empirical testing impossible within the foreseeable future. Academic institutions, especially Research Methods and Statistical Techniques MATS Centre for Distance and Online Education, MATS University 24 universities, have historically been the main cradle for basic research. These are settings where people need the room and the time to pursue knowledge without the pressure that it has to be practical right away. Government agencies are also key funders of basic research, because its long-term national relevance is widely recognized, even if it lacks immediate applications. There are multiple benefits of basic research. It pushes the limits of human knowledge, generating intellectual property that will be the building blocks for future discoveries. It nurtures critical thinking and problem-solving skills that are applicable outside of the sciences. Perhaps most significantly, it leads to serendipitous discoveries that may never come from more focused, application-oriented research. X-rays, penicillin, and grapheme were all discoveries that came about serendipitously through pursuit of fundamental research. But fundamental research also has its own major responsibilities. Getting funding may not be easy because no immediate applications or return on investment can be foreseen. Some fundamental research can be abstract, so communicating its value to the broader community and policymakers can be a challenge. Also, the open-ended nature of much fundamental research can sometimes facilitate forays that, while intellectually interesting, may not contribute significantly to understanding. Through all of these challenges however, fundamental research continues to remain a great force for the advancement of human knowledge and the foundation of future innovations. Oftentimes its value isn't realized until years later, when the links between foundational discoveries and their ultimate use become clear. A product from fundamental research in solid-state physics, the transistor revolutionized electronics and computing. The MRI tool, now an essential part of medical diagnostics, evolved from basic studies of nuclear magnetic resonance. CRISPR gene editing technology was developed as a result of basic research on bacterial immune systems. Applied Research: Solving Real-World Problems Applied research

differs from fundamental research, since it is aimed at accomplishing specific, practical problems or answering targeted questions. Social demands that are its needs to solve immediate practical problems, develop new products, new processes or services, or improve the existing Introduction To Research MATS Centre for Distance and Online Education, MATS University 25 ones. Applied research is when fundamental research is transformed into knowledge to tackle real-world problems and opportunities. The rationale governing applied research, on the other hand, is utilitarian it aims to contribute something useful or resolve an obdurate problem. Whereas the question in fundamental research is why?, and are applied research asks “how? It is geared toward the generation of methods, techniques, and technologies for practical application usually in response to a recognized need or market opportunity. Applied research examples are plentiful over multiple industries and fields. Medical researchers have developed new treatments, using knowledge of disease mechanisms from fundamental research. Geneticists have also applied their knowledge to improve crops, developing drought-resistant varieties that are better able to survive climate extremes. Principles of materials science help engineers engineer stronger, lighter building materials. Algorithmic theory is applied by computer scientists to make software more efficient. Applied research, quite simply, is the type of research that will be used or can be applied immediately, as opposed to fundamental research, which can have a much longer timeline before

results materialize. This has a shorter timeframe making it easy to set clear goals, objectives, milestones and success metrics. Applied research also tends to be more methodical from defining a problem to finding a solution, and implementing it. Applied research methodologies focus on real-world conditions rather than ideal conditions. Whereas fundamental research might aim to isolate variables within a controlled laboratory environment, applied research often contends with the complexities and constraints of the environments in which solutions will be applied in the end. This approach is balancing theory versus reality things like cost, resource availability, user needs and regulations. Applied research is carried out in a diverse ecosystem of corporate R&D departments, government laboratories, specialized research institutes, and most recently, university-industry partnerships. It is in these settings where the resources and expertise, if not the motivation, to translate knowledge into applications are available that innovations often develop. Because the measurement of success is different, institutions that focus on applied research are often organized to be more responsive to practical outcomes, as are the motivating structures and incentives that underpin them, Research Methods and Statistical Techniques MATS Centre for Distance and Online Education, MATS University 26 than for fundamental research. The benefits of applied research are that; it answers specific needs and solves concrete problems. It often drives more immediate and measurable results, though, making it easier to explain the investment. The result is more effective use of resources and clearer pathways to implementation due to the purpose-driven nature of applied research. Easily digestible results from applied research can also generate broader public and stakeholder support for research efforts. But of course applied research comes with its own limitations. Limitation in its exploration is being very descriptive with

specific problems, therefore not exploring unexpected cases or applications. That focus on immediate utility can at times result in incremental, rather than transformative, progress. Information about new treatments could be kept private due to commercial interests, which could slow down the broader scientific process. Moreover, the quest for immediate applications can sometimes lead to premature implementation of solutions before all consequences are fully grasped. Applied research has radically altered the business of life. Besides that, medical diagnostics, treatment, and devices created from applied research have prolonged and enhanced numerous lives. Food production and security has been enhanced via agriculture. Admin Support Information Technology has uprising communication, business and day to day life. Energy innovations have increased access to power while also improving environmental conditions to some extent. Methodological Approaches and Research Design Although much of the time fundamental and applied research is presented as separate modalities, the practice of each exists on a continuum and is symbiotic in nature. IEEE's unique position gives it a 360-degree view of research with both fundamental research knowledge providing the knowledge base for applied research, and applied research often engendering more fundamental questions that drive further research. This relationship leads to a virtuous discovery and innovation cycle. By individual efforts, the flow from fundamental to applied research is probably the most obvious direction of influence. The discoveries and theories that fundamental research generates are the raw material that applied researchers shape into practical applications. Introduction To Research MATS Centre for Distance and Online Education, MATS University

27 Maxwell in the 19th century developing electromagnetic waves that paved the way for radio, television and wireless communication. Basic research on the properties of semiconductors led to the invention of the transistors and integrated circuits that drive today's electronics. But the influence also runs in the other direction. Applied research problems frequently expose holes in a fundamental understanding of underlying principles; the process can lead to novel avenues of basic discovery. One of the main reasons fundamental research on cell biology and genetics is the difficulty in developing effective therapies for cancer. These have sparked fundamental research in materials science, quantum physics and mathematical logic in search of better computational performance. This bidirectional flow establishes a research ecosystem in which advances in one field propel progress in the other. The laser, for example, was derived from basic research into the properties of light and matter, yet has since led to applied research in everything from medicine to production. Concurrently, challenges faced within these applications have spurred more fundamental research into the interaction of lasers with various materials. The period of time over which this exchange takes place varies greatly. In some fast moving areas, such as computer science, the gap between the fundamental discovery and its use can be very short. Even advances in machine learning algorithms can go from the theoretical paper to commercial application in just a couple of years or a few months. By contrast, some very basic discoveries may remain in hibernation for decades before their applied potential becomes clear, as with many elements of quantum mechanics. The balance between fundamental and applied research is necessary and intertwined, both in the creativity of the research itself and in the research portfolio that will keep a technology healthy over time. Focusing on one side or the other can display issues that result in less than desirable outcomes. The balance is delicate; too much focus on fundamental research without pathways to application will delay societal benefits, while too much emphasis on applied research without renewing the foundation of fundamental knowledge will risk depleting the wellspring of future innovations. The relationship further highlights the need for communication and collaboration across the breadth of research. One way this exchange has developed is through translational research that is, research that is explicitly driven to point to Research Methods and Statistical Techniques MATS Centre for Distance and Online Education, MATS University 28 where fundamental discoveries can be turned into practice, particularly in the biomedical area. Absolute cosmology, then, is a form of what is called "use- inspired basic research" or "Pasteur's Quadrant" (indicated as such because of Louis Pasteur, whose research had both fundamental investigations and practical applications), acknowledging that research is capable of serving two functions, advancing our fundamental understanding of the universe and serving a practical need. Funding Landscapes and Institutional Contexts Fundamental and applied research's objectives, constraints and context sets forth the methods employed in their research. There's a lot of overlap and a lot of borrowing of methods across the spectrum, but some approaches are more emblematic than others. Fundamental research is often experimental, and experimental methods prioritize control and precision. Researchers can manage variables and join under close scrutiny in laboratory conditions. It enables the construction of generalizable theories and principles. In other fields, observational methods are also essential, especially in disciplines

where experimentation is not possible (like for many areas of ecology or in astronomy). Theoretical constructs can often be tested through physical experimentation, but mathematical

modelling and simulation provide powerful alternative tools that allow for the exploration of hypotheses in a virtual environment before, or sometimes instead of, physically manipulating the system under study. Fundamental studies often emphasize a research design with high internal validity—making strongly causal claims about relationships that are not due to chance. Sample sizes and statistical power are calibrated to identify subtle effects that have large theoretical implications. Increased time horizons could enable longitudinal studies that assess phenomena over longer timescales. Fundamental research is an iterative process, and studies are often designed to generate new questions alongside existing ones. Applied research methods, on the other hand, often focus more on external validity and real-world relevance. Field studies and naturalistic observation can help ensure that findings will generalize to real-world use settings. Engaging in iterative prototyping and pilot testing enables researchers to enhance solutions prior to extensive deployment. A key aspect of Introduction To Research MATS Centre for Distance and Online Education, MATS University 29 of action research—in which observation in real-world environments is coupled with action cycles of intervention and assessment—has been especially appreciated in the contexts of education and organizational development. Pragmatic constraints are often integrated into applied research designs from the beginning. Study protocol cost-benefit analyses may be included. Particular participatory research methods often incorporate the views of stakeholders. Timelines tend to be stricter, well defined phases with certain delivery milestones. However, wellknown mixed method approaches, which combine quantitative and qualitative techniques, offer both broad relationships and in-depth understanding of complex, real world problems. There is also some differentiation with respect to data collection and analysis methods. This fundamental research can utilize more specialized instrumentation and high-end analytical techniques to observe subtle patterns or effects. Such complex technologies are normally rationed as solutions in a promotion system, because fundamental science is always limited in its availability, often preferring methodological approaches that can be applied in real-world settings, and producing directions-for-action results that are usable by decision-makers and non-specialist stakeholders. These differences notwithstanding, there is considerable methodological cross-fertilization between fundamental and applied research. Research methods often advance in both domains and benefit from it. Improved statistical techniques or computational tools, for example, may benefit either theoretical construal in basic research or predictive analytics in applied settings. In this sense, original qualitative approaches may provide precious theoretical and practical insights into the complexity of this and similar phenomena. Different priorities for fundamental and applied research are also reflected in the criteria for evaluating research quality. Fundamental research is generally assessed in terms of originality, theoretical significance, and methodological rigor. Peer review tends to assess contribution of knowledge and robustness of methods. Applied research, in contrast, can often be judged by its effectiveness at solving the target problem,

efficiency of resource use, and the adoptability of its proposed solution. Stakeholder satisfaction and practical impact could be key metrics. The difference in evaluation criteria is sometimes a source of tension, when research spans the fundamental-applied spectrum or when Research Methods and Statistical Techniques MATS Centre for Distance and Online Education, MATS University 30 researchers transition out of these domains. Promotion and tenure decisions have historically emphasized the criteria related to basic research among academic institutions, which

may disincentivize faculty participation in applied research. That said, applied impact is becoming more tangible for many institutions, and inspiring in other ways, in addition to standard academic performance. communication strategies that would disseminate specialized knowledge to a wide variety of audiences in formats, while preserving key content, components and messages. Visual communication tends to be much more prevalent where diagrams, info graphics and hands-on demonstrations can effectively impart complex details to non-expert markets. note: communication in applied research is profoundly affected by intellectual property issues. Where commercial potential exists, patenting can take place before publication, and some results may remain proprietary rather than being available for use by others. This tension between openness and commercial advantage is one of the fundamental differences in dissemination practices between fundamental and applied research. At the other end of the research spectrum, the communication practice has been changed by the digital revolution. Online platforms allow for faster reporting of results, more dynamic forms of engagement, and much broader access to the research. Social media enables researchers to reach wider audiences directly without being dependent on traditional gatekeepers. New possibilities for making research accessible to diverse audiences are opened up by different multimedia formats — videos, podcasts, interactive visualizations. These changes in communication practices present opportunities and challenges. Making research and findings more widely available and in a variety of formats may reduce this gap between research and application. But as the channels to disseminate knowledge increase rapidly and communication times decrease, this comes at the cost of having findings spread rapidly before they're properly validated. As such, barriers to the flow of knowledge across the research spectrum are partly due to different communication norms and practices for fundamental and applied research. Researchers trained in rigorous fundamental research traditions often lack Introduction To Research MATS Centre for Distance and Online Education, MATS University 31 skills to provide dramatic communication to non-specialist audiences, while those entrenched in applied settings tend to not keep current with relevant fundamental advances in the specialized scholarly literature. Organizations that span the research continuum are beginning to understand the necessity of developing “translational communicators” to help bridge these gaps. Public engagement in research is increasingly important in both basic and applied contexts. Outreach activities are now a requirement for many funding agencies when applying for research grants, as it is increasingly known that public understanding and support is necessary for the long-term sustainability of the research enterprise (National Academies of Sciences, Engineering, and Medicine, 2017). Researchers must increasingly articulate not just their findings, but the meaning

medicine, 2017). Researchers must increasingly articulate not just their findings, but the meaning of those findings and the relevance of their work to wider societal issues. Ethics and Social Responsibility Ethics and social responsibility concerns pervade the research landscape, albeit differently in fundamental versus applied contexts. Researchers in both fields face challenging ethics, weighing scientific advancement against an obligation to society and the environment. Figure: 1.4 Ethics and Social Responsibility Research Methods and Statistical Techniques MATS Centre for Distance and Online Education, MATS University 32 Ethical considerations in basic research primarily deal with research integrity and the responsible conduct of scientific research. That includes a commitment to honesty in reporting results, transparency about methods and limitations and proper attribution of contributions, as well as avoidance of conflicts of interest.

Some issues, such as "p-hacking," "cherry picking," and "data mining," are all the by products of the scientific method being replaced by tactics in business; there is pressure to publish, to get funding, and to claim priority of discovery. Fundamental research using human subjects or animal models also has extrinsic ethical dilemmas. Oversight is provided by institutional review boards and animal care committees to ensure that there are ethical standards for participant protection and animal welfare in research protocols. Additionally, human subjects research is guided by principles such as informed consent, privacy protections, and minimization of harm, while the "three Rs" (replacement, reduction, and refinement) guide the ethical uses of animals in research. For some areas of basic research say, genetics, neuroscience or artificial intelligence questions about moral tow can extend beyond the short term to long-range effects of accumulated knowledge in those fields. Although the immediate applications may be clear, the knowledge produced could one day lead to technologies or practices with deeply ethical consequences. The concept of "anticipatory ethics" pushes researchers to think about their possible future ramifications, even at the basic research phase. In ethical applied research, these concerns give way to that which involves the direct uses and effects of the research itself. Questions of benefit and harm become more specific; Who will benefit from this use? Who might be harmed? Are benefits and harms fairly shared? Researchers have a responsibility to answer such questions, which become increasingly urgent closer to application. Commercial applied research raises particular ethical issues regarding the tension between profit motives and broader social welfare. It is especially difficult to be objective when research is funded by groups with a vested financial interest in particular outcomes and to avoid bias in the ensuing research process. While it is important to disclose sources of funding of research to avoid bias by interest, it allows one to independent Introduction To Research MATS Centre for Distance and Online Education, MATS University 33 from commercial pressures, it is also vital that any conflicts of interest may be declared in order to maintain faith in the researches conclusion. This current evolution of inclusivity and representation in research has taken off across both fundamental and applied domains. Who contributes in creating research agendas? Whose perspectives and experiences are shaping what questions are being asked? To whom is research directed as subjects or partners? Access enters who to the resulting knowledge and benefits? These questions reflect the social and political

who to the resulting knowledge and benefits. These questions reflect the social and political dimensions of research that exceed its technical implications. Another important ethical dimension is the environmental impacts. Research activities themselves can also be huge drivers of environmental impact, from energy-hungry computing to chemical waste from labs. In addition to direct impacts, potential environmental effects of applications derived from research findings create further ethical obligations in fields such as energy, materials, biotechnology, and other areas within the warfront of environmental issues. Research ethics is a field where its principles, concepts and frameworks have evolved and matured over time, frequently as a response to problematic cases that demonstrated gaps in prior approaches. Horizontal (human subjects) ethics – Historical abuses in human subjects research led to the development of principles such as those articulated in the Belmont Report (respect for persons, beneficence, and justice). Awareness of environmental challenges is gradually raising attention towards sustainability aspects in research. These new technologies have inspired new frameworks of ethics to respond to issues like algorithmic bias, digital privacy, responsible innovation, etc. The same is true of institutional

mechanisms for ethical oversight. Research ethics committees, institutional review boards, and other similar bodies provide the formal oversight of research involving human subjects or animals. Codes of ethics are developed by professional societies specific to their disciplines. Later, however, funding agencies began to require the consideration of ethical implications and broader impacts in grant proposals. Journal editors and peer reviewers are additional gatekeepers that help the research get published on an ethical basis. However, at times, ethical conflicts do arise in spite of these mechanisms. Scientific and technological progress Research Methods and Statistical Techniques MATS Centre for Distance and Online Education, MATS University 34 regularly occurs faster than corresponding ethics and oversight institutions. International collaborations involve research in such differing ethical standards and regulatory environments, which creates complexities. Many research questions are increasingly interdisciplinary, and so researchers must now navigate ethical traditions in multiple fields, which may not be aligned. One of the fundamental changes influencing the role of research and innovation in Europe has been the concept of responsible research and innovation (RRI) which has developed in response to questions about how research and innovation can/should be conducted in the future in a way which is socially desirable, ethically acceptable and environmentally sustainable. The principles of RRI include anticipatory governance, reflective practice, inclusion in deliberation, and responsive adaptation. This recognizes that ethics is not simply an adversarial relationship with research, hindering it, rather ethics is a principle of good research, socially valuable research. Impact and Evaluation Evaluating the quality, importance, and impact of research poses different challenges at different points along the fundamental-applied spectrum. The metrics, timeframes, and stakeholders involved in evaluation differ considerably, reflecting the different purposes and contexts of different types of research. Traditional academic metrics have long characterized the evaluation landscape for fundamental research. These quantitative measures of scholarly influence include publication counts, citation rates, journal impact factors and h-indices. Qualitative

indicators are associated with impact within scholarly communities, such as awards, invited lectures, and appointments to prestigious positions. These metrics largely assess impact on the scientific enterprise rather than on society as a whole. The shortcomings of these traditional metrics are becoming clearer. They can reward quantity over quality, encourage research in already fashionable areas as opposed to truly novel directions, and provide scant information on vital kinds of impact outside the academy. That has given rise to more circumspect assessments of basic research. These include qualitative peer review of the potential for breakthroughs, consideration of how research opens new lines of inquiry and an emphasis on the diversity of ideas and approaches being pursued. Evaluation for applied research is oriented toward practical outcomes and solutions. Examples of such success metrics could be the number of patents filed, products or processes developed; improvements in efficiency or effectiveness; cost savings incurred; or problems solved. A crucial measure of success may be customer or client satisfaction. In some business settings, the return on investment or market impact may be the most significant. In public sector applications, for example, metrics associated with policy influence or public benefit may be prioritized. Increasingly within the research spectrum, attention is being paid to more global impacts. Both the public and private funders expect researchers to explain the possible


social impact of research they support and claim an impact following steps beyond academic influence. Agendas like the United Nations Sustainable Development Goals serve as reference points to help evaluate how research is contributing to tackling the challenges facing the world. Responsible Research and Innovation (RRI) approaches support socially aligned and value-based approaches to research. Fundamental and applied research has vastly different timelines for impact, which creates challenges for evaluation. Since applied research involves solutions that have or will be adopted and their resulting impacts will be observed relatively quickly, evaluations of this type are more readily apparent. In contrast, the benefits of basic research are largely realized decades later than the discovery itself, as knowledge diffuses and inspires new avenues, which may have little connection to what was originally discovered, but ultimately lead to applications of profound significance. This expanded timeline renders attribution of impacts to specific fundamental research contributions difficult, and creates challenges for evaluation systems that are built around shorter cycles. Tracking impacts pathways is an important focus of evaluation efforts. Following the evolution of discoveries from initial insight to eventual application helps illuminate these complex pathways, with the case studies that follow providing such an overview. Techniques from network analysis allow us to trace these links between research outputs and downstream consequences. Such approaches also show that impact typically does not evolve in a linear fashion; instead, it emerges through complex interactions among multiple streams of research, technological advancements, market forces, policy shifts, and social trends. The varying evaluation approaches across the research spectrum

can create tensions, as interdisciplinary work bridges both fundamental and applied domains. By researchers who stand in these intersections and who might find that their achievements are not fairly assessed by evaluation systems, which are more targeted to clearly basic or dominantly applied research. Likewise, research organizations that span fundamental and applied work may have difficulty developing useful evaluation frameworks that specifically recognize different kinds of excellence and impact. In recent years, there have been attempts to establish more integrated methods for evaluating research, acknowledging the complementarity of different conversing worlds of research activity and the permeability of boundaries between them. The lens of a “research ecosystem” moves from looking at different types of research as soloed, and instead emphasizes how the various research approaches rely on one another and are interdependent, rather than separate and isolable with different metrics for success or failure. It also recognizes that, in order for the overall system to function properly, it needs to give adequate support and recognition to a range of contributions made at all levels.

Global Views and Cultural Aspects

The difference between fundamental and applied research, is commonly acknowledged, but not uniformly comprehended or operationalized worldwide. Different societies conceptualize, value, and organize various types of research in different ways influenced by cultural, historical, and economic factors. And with the crowds we come from, quite a bit is expected, and awareness of all the background just adds to awesomeness of the whole enterprise. Regional research emphases are shaped by historical traditions of scientific inquiry. The European mindset, rooted in the Enlightenment, has always held fundamental research and theoretical development in high regard, seeing the pursuit of knowledge as an end in itself. This view continues to

Research MATS Centre for Distance and Online Education, MATS University



37 have great influence in European research policy, with large proportions of public funding allocated to fundamental research through sets of mechanisms such as the European Research Council. In contrast, the United States did evolve a more pragmatic tradition, especially after World War II, when science's practical power became clear in the form of innovations like radar and nuclear technology. The U.S. research policy that emerged was built on strong support for basic science, but with particular application and economic benefit in mind, translating to huge budgets for research allocated via mission-oriented agencies, including the Department of Defence or the National Institutes of Health. Most notable is the profile of the East Asian systems, especially of Japan, South Korea and China that have organized their systems of research (and higher education) around the emphasis on applied research and technical advance, frequently integrated into explicit national pattern of economic development. These countries have made remarkable strides in converting scientific breakthroughs into technological dominance in areas ranging from electronics to materials science. But realizing the impracticality of depending only on these resources, many East Asian countries have recently enhanced investment in fundamental research capabilities for ensuring the long-term innovation prospects. Research prioritization strongly depends on the economic development status. Rich countries are able to invest heavily in basic research with long time horizons, whereas middle- and low-income countries tend to focus their limited investments on applied research that will tackle immediate development problems related to agriculture, public health, and infrastructure. This pragmatic focus is driven by urgent needs and resource constraints, not a philosophical preference. A highly applied direction, however, creates dependencies, wherein countries with no fundamental research capacity become dependent on knowledge from all over the world. Building on this recognition, new scientific powers like Brazil, India, and South Africa have been building more balanced research portfolios that include investments in basic capabilities along with applied work relevant to national priorities. Indigenous knowledge systems provide alternative frameworks for knowledge and application. Knowledge and practice are often not separated in indigenous approaches in the same way they are in Western scientific frameworks. It is seen as inherently tied to Research Methods and Statistical Techniques MATS Centre for Distance and Online Education, MATS University 38 applications in agriculture, medicine, or resource management. These traditions highlight the contextual nature of knowledge and its stativity in specific places and communities, providing vital counterweights to fundamental features of biological systems and the engineering of new organisms develop in concert, with each field improving understanding and processes in the other. In recent years the idea of "use-inspired basic research" or the "Pasteur's Quadrant" (after Louis Pasteur whose work combined basic research and application) has achieved greater prominence as a third way that seeks to achieve basic understanding while keeping potential uses in mind. The questions they ask and the technologies they develop reinforce each other, as exemplified in quantum computing research (for instance, quantum mechanical systems are inseparable from new computational technologies being developed). New arrangements are taking shape to enable movement along the research spectrum. Centres for innovation, translational research and convergence bring together researchers across disciplines and sectors to create

solutions to complex problems, those that demand both fundamental understanding and practical solutions. These hybrid spaces provide platforms for cross-fertilization of distinct research cultures

and approaches that may accelerate knowledge development and application. Digital technologies are reshaping research methods at all levels. And not just in the sense that they are to be researched, but that they can also be applied as tools that can speed discovery across areas from materials science to drug development. Data-centric methods allow for new kinds of pattern spotting and hypothesis creation. These methods enable the exploration of phenomena or systems that are in some way difficult to study experimentally. The open science movement is changing the way research is shared and expanded upon. Open access publication, open data repositories and open-source software can make research outputs more broadly available, with the potential to accelerate both fundamental advances (an example being the excitement around CRISPR/Cas9 as a novel tool in experimental biology) and applications (with the questions of bio security and genetic identity that may arise as a result of the advances in the technology over the next few years). These methods are especially important for resource-poor regions and institutions because they democratize access to state-of-the-art knowledge and tools. But to what extent openness is appropriate, and how to balance that with commercial incentives for applied research and development, remain open questions. The big problems of the planet, including climate change, pandemic disease and food security, are focused new approaches to research that connect basic and applied insights from the ground up. They are complex and systemic problems that require both a nuanced understanding of the underlying mechanisms as well as practical implementable solutions. Research initiatives with these aims are developing new frameworks for structuring and evaluating research as a response to these challenges that move beyond traditional fundamental-applied dichotomies. Citizen science and community-based participatory research are broadening the number of contributors to the research enterprise. These approaches involve non-specialists in collecting data, identifying problems, and sometimes analyzing and interpreting that data. Missing data can be improved via public participation: by including diverse perspectives and local knowledge, they can improve the quality and relevance of research. In applied contexts, involving end-users in co-design approaches during the research process helps improve the fitting of solutions to actual needs and real world contexts. Ethics frameworks for research are evolving to tackle new challenges. Anticipatory governance strives to think of possible consequences even within the context of early research. Responsible research and innovation frameworks highlight inclusive deliberation over research priorities and approaches. These shifts acknowledge a growing recognition that ethical practices are integral to high-quality research, rather than an external constraint. Funding models are changing too. Some agencies are piloting portfolio approaches that can accommodate a variety of research types and levels of risk, rather than each project first being graded in isolation. Others are toying with milestone-based funding that can pivot between fundamental and applied emphases as projects

develop. Case examples can be prize competitions and challenge grants that provide an alternative mechanism of defining the outcome desired, while leaving approaches open that may encourage creative combinations of foundational and applied approaches. This communications gap can be bridged through the provision of information; dedicated education and Research Methods and Statistical Techniques MATS Centre for Distance and Online Education, MATS University 40 training can prepare researchers for future careers that may straddle either side of

the fundamental-applied (or transgressive) spectrum. More graduate programs now teach entrepreneurship, communication with diverse audiences, translational skills and other competencies alongside traditional disciplinary depth. At an early career level, professional development for established researchers provides a framework in best practices for working across various contexts of research, paired with collaborating with a spectrum of partners. Even more, these trends indicate a research landscape of the future that is more integrated along the fundamental-applied spectrum, more diverse in who participates, more open to all, and more aligned to the needs and priorities of society. Although the difference between fundamental and applied research will remain methodologically relevant, the practice and institutions and careers of research may transcend ever more the boundary between these two categories, forming more fluid pathways between discovery and its applications and back. The distinction between basic and applied research is to be understood as a flexible relationship of mutual influence rather than a fixed polarity. Applied research is distinguished by the end goal of its knowledge-seeking: the desire to intervene in the causes of phenomena where we would like to prevent or trigger them, thereby directing our understanding of why things happen the way they do. Introduction To Research MATS Centre for Distance and Online Education, MATS University 41 UNIT 3 LITERATURE REVIEW Critical summarization of existing research published in your respective chosen field is what the literature review stands for. This is a thorough overview of literature reviews: their types, methodologies, and their utility across different domains. This review explores the evolution of literature review methodologies, current approaches in the field, and invites critical reflection for the future directions of this important academic practice. Literature Reviews — Historical Development Literature review as a practice has varied widely over the centuries of scholarly tradition. The term literature review is believed to relate to the origins of literature review itself, one of the oldest forms of literature review traces back to ancient philosophical works, where philosophers often cite and build on the works of those who came before them. The earliest instance of an organized literature review, as we know it now, probably developed simultaneously with the scientific method during the Enlightenment, when scholars began to appreciate the importance of a thorough assessment of what already existed before putting forward new hypotheses. While the 19th century saw the birth of academic journals and the formalized peer review system, the practice of doing literature reviews was also institutionalized further. As more and more scholars published their research, the need to contextualize new findings with respect to existing knowledge grew increasingly important, not only to show that they were well-acquainted with the field, but also to find areas in which original contributions could still be made. This began

with the field, but also to find areas in which original contributions could still be made. This began the decade where literature reviews moved from being simple bibliographic exercises to being more analytical and evaluative. By the mid-20th century, literature reviews were established features of academic publications in all fields. The post-World War II increase in higher education and research funding resulted in exponential growth in academic publishing, making comprehensive literature reviews simultaneously more difficult and more important. During this time frame also emerged specialized methodologies for reviewing literature, indicative of the increasingly complex Research Methods and Statistical Techniques MATS Centre for Distance and Online Education, MATS University 42 state of academic knowledge and the necessity of more systematic ways of synthesizing it. With this brief discussion, we arrive back at the digital

revolution of the late 20th and early 21st centuries, which upended literature review practices. Electronic databases, digital libraries, and sophisticated search algorithms exponentially increased researcher access to the scholarly literature but also introduced new issues in terms of information management and synthesis. These technologies have made it possible to conduct deeper and more sophisticated reviews of the literature than has ever previously been considered, but they also came with requirements for new skills and new approaches to searching for and analyzing the literature. So, now, how to conduct a literature review? Literature reviews share ample differences in terms of their scope, goal, and methodological approach. Traditional narrative reviews are still prevalent across the disciplines, especially in the humanities and some social sciences. Such reviews often provide a qualitative synthesis of the literature available, typically organized into themes or chronologies, with a substantial reliance on reviewer expertise and judgment to select and interpret relevant works. Narrative reviews allow for greater flexibility in the narrative, and more depth of interpretation, but their subjectivity and lack of methodological rigor has pervaded the current landscape of research reporting. These issues led to the emergence of systematic reviews, which were initially born in disciplines such as medicine and public health that had nothing but evidence-based practice to go by. Systematic reviews use explicit, pre-defined protocols for literature searching, selection and analysis in order to minimize bias and maximize comprehensiveness. Systematic reviews and meta-analyses (SRMAs) are prone to extensive reporting of search strategies, inclusion and exclusion criteria, and quality assessment methods which collectively provide a transparent, and reproducible review process the systematic review is supplemented with the introduction of meta-analyses, which apply statistical techniques to combine the results of studies with similar methods. Meta- analyses aim to combine data from similar studies to obtain more accurate Introduction To Research MATS Centre for Distance and Online Education, MATS University 43 estimates of effect sizes and to assess relationships and patterns that may not be evident in individual studies. This method has become ever more nuanced, with the improvement of sophisticated statistical approaches allowing for the analysis of heterogeneity, publication bias and moderating parameters. An additional important variant is that of scope reviews, which focuses more on mapping the extent and nature of existing literature than synthesizing findings or judging quality. Scoping reviews assist with the review of evidence in


synthesizing findings or judging quality. Scoping reviews assist with the review of evidence in novel/restricted fields of research but are also relevant in fields where the research question/methodology are recognized to be heterogeneous. Such reviews can fill the gaps in the literature, define the conceptual boundaries of future research, and aide the design of more focused systematic reviews. Integrative reviews incorporate aspects of multiple types of reviews and frequently synthesize various types of evidence, including quantitative and qualitative studies. This is especially important in fields such as nursing and education where multiple methodological lenses may be employed to investigate complex interventions or phenomena. Although integrative reviews are similar to systematic reviews in terms of structured searching and selection processes, they are more flexible about the ways results can be synthesized (including theoretical frameworks used to organize and interpret findings). Contributions of critical reviews to the field therefore focus on appraising the quality and contribution of existing literature as opposed to comprehensive synthesis of related literature. The latter are review papers that address methodological rigor, theoretical foundations, or ideological assumptions of specific domains of

published research, and that seek to improve either theoretical understanding or methodological practice in a particular area of research. Critical reviews often use philosophical or theoretical frameworks to nudge their analysis, and are therefore particularly useful to contest the tenets of established paradigms or highlight bias in the available literature. The Literature Review Process It usually starts with problem formulation in literature review process where the researchers clarify their research questions along with the scope of their Research Methods and Statistical Techniques MATS Centre for Distance and Online Education, MATS University 44 review. This critical first step informs all subsequent decisions related to search strategies, inclusion criteria and analytic approaches. How you can go about formulating a good problem statement isn't straightforward and may even involve some back and forth as you get familiar with the literature, as you want your problem definition to be specific enough to make it specific to a domain, but broad enough to ensure it's comprehensive. The next major phase of a systematic review is literature searching where relevant sources are identified either by searching databases, tracking citations, or consulting experts. Effective Search Strategies Development of effective search strategies require knowledge of relevant databases or controlled vocabularies and search operators, also awareness of potential biases in the search results. Indeed, many reviewers use multiple information retrieval strategies to guarantee comprehensive coverage, including both electronic database searches and manual techniques (e.g., checking of reference lists and journal hand-searching). Following the search phase, data evaluation becomes the next step for researchers to gauge the quality and relevance of identified resources. (Such assessments might either use formal quality assessment tools (which are particularly common in systematic reviews) or involve more qualitative judgments regarding methodological rigor, theoretical coherence, or relevance to the research question.) The nature of evaluation criteria and procedures for data use should be described in relation to the purpose of the review and the methods employed, with systematic reviews tending to have more structured approaches to this than narrative reviews. In

systematic review seeking to have more structured approaches to data analysis and interpretation. In this way, data analysis and interpretation are the crux of the intellectual work associated with the literature review, as researchers triangulate findings across different sources, yielding new insights or theoretical frameworks. Depending on the type of review and the data available, this phase may use qualitative thematic analysis, quantitative meta-analysis, or other approaches. Data analysis is both methodological rigorous and conceptually creative, as lack of adherence to the original frame leaves reviewers to discern patterns, contradictions and gaps across heterogeneous sources. Lastly, the dissemination of findings refers to the presentation of the review results. Introduction To Research MATS Centre for Distance and Online Education, MATS University 45 clear description of the review approach, presenting synthesized findings according to themes or research questions, and outlining implications for theory, practice and future research. The review can also have different presentations depending on its intended audience and goal (such as in writing). Methodological Review Challenges Literature Literature reviews, however, continue to encounter a myriad of challenges that threaten the quality and utility of these research products, despite methodological advances. This is a constant issue with publication bias, such that positive or statistically significant studies are more likely to be published than are studies with negative or null findings. These biases can skew the aggregate evidence base, ultimately resulting in overestimates of effect sizes or overstated relationships among variables. Several approaches

have been proposed to mitigate publication bias, designed to comprehensively searching gray literature, funnel plot analysis, and trim-and-fill (a statistical method), but none can completely remove this inherent problem. Language bias also applies to the representativeness of literature reviews, as studies published in English are more likely to be included than those published in other languages. Be it as it may, this bias could block out pertinent proof being drawn from non-English talking locales and continue existing force uneven characters for worldwide information creation. Although some reviews go to lengths to either search non-English literature or translate important literature written in non-English languages, practicalities still often preclude the inclusion of literature in languages other than English. Another major challenge is methodological heterogeneity across the primary studies analyzed, especially for systematic reviews and meta-analyses. This becomes problematic when different research designs, measurement approaches, or analytical methods are used across studies. Reviewers need to assess whether and how treatment effect estimates from found studies with diverse methodologies can be united, possibly using subgroup analyses or similar to adjust for heterogeneity. Another challenge to literature synthesis is conceptual ambiguity, where core terms and constructs may be defined and Research Methods and Statistical Techniques MATS Centre for Distance and Online Education, MATS University 46 operational zed inconsistently across studies. This can create ambiguity that enables researchers to make spurious comparisons or aggregations of results that, in fact, concern completely different phenomena. Wellgrounded literature reviews must therefore pay detailed attention to definitions of the concepts involved and the theoretical frameworks adopted, even possibly developing integrative conceptual models to clarify the connections between constructs

and approaches. As academic publishing grows at an exponential rate, information overload is an ever more urgent problem. Researchers must grapple with large amounts of possibly relevant literature, making choices about where to set search parameters and inclusion criteria, decisions that involve trade-offs between completeness and manageability. This challenge has spurred the development of a number of technological tools and methodological innovations, such as machine learning methods for literature screening and living systematic reviews that are continuously updated as new evidence becomes available. Literature Review Methodology Best Practices To better equip scholars to meet these challenges, many have proposed best practices to improve the quality and usefulness of literature reviews. We also hold transparency in the review process, from submission to publication, as a foundational principle that allows readers to evaluate the methods employed in the review and identify potential limitations. This should include transparency in search strategies, inclusion criteria, quality assessment procedures, and analytical methods, with detailed documentation in the main text or in supplementary materials. Reproducibility is a related best practice, where reviewers describe methodology in sufficient detail that enables others to reproduce their work. Not simply transparency about how things were done, but providing a clear rationale for methodological decisions and access to raw data or coding schemes where relevant. Reproducible reviews help the cumulative nature of scientific knowledge by allowing others to verify or extend *undes* conclusions. Publication bias is less likely with comprehensive searching therefore, to limit participant bias, searches need to be a representative sample of the relevant literature. These best practices require searching multiple databases, using varied search strategies, Introduction To Research MATS Centre for Distance and Online



47 considering gray literature when appropriate, and providing a detailed report of the search process. While attaining perfect comprehensiveness of searching is ultimately an unrealistic ideal, standardized and transparently reported searching strategies can greatly minimize the chances of under-coverage on the part of important evidence. The validity of literature reviews is improved by critical appraisal of included studies, which systematically assesses the quality and relevance of the primary research. This appraisal should leverage appropriate tools or frameworks for the kinds of studies being reviewed, considering both methodological rigor and conceptual clarity. When synthesizing evidence, the results of critical appraisal should guide the process so that more weight is given to studies that were found to be of greater quality, or that methodological limitations are acknowledged in how findings are interpreted. Reflexivity the reviewer's own position and possible bias is another major best practice especially for reviews in fields such as critical theory or political science where ideological or theoretical commitments may affect interpretation. If reviewers state explicitly what their own perspectives are and how these can influence their understanding of the literature, they can increase the trustworthiness of their work and encourage readers to think of other interpretations. And literature reviews are critical to the progress of knowledge across any field. Identifying areas of theory, method, and empirical findings within a domain is one of the most basic functions of a review, mapping the intellectual landscape of a field. This mapping, and the corresponding plots, allows researchers to see the high-level landscape of their discipline, what paradigms dominate and what alternative paradigms are rising and where they fit into wider intellectual traditions. One other fundamental interventional function is the identification of research gaps, as reviews provide systematic evidence from available literature on what is already available, or contradictory. Such gaps may include theoretical questions that remain poorly understood, methodological weaknesses or populations and contexts that have not been studied extensively. In elucidating such gaps, literature reviews open up new avenues of the broader research agenda and facilitate more balanced and comprehensive knowledge production. The Research Methods and Statistical Techniques MATS Centre for Distance and Online Education, MATS University 48 integration of findings over multiple studies is perhaps the hallmark of literature reviews and synthesizing evidence as it brings together findings from many studies in order to find similarities, differences, and an accumulation of evidence. There are many forms this synthesis can take qualitative thematic analysis, quantitative meta-analysis, etc. but the purpose is to enable a deeper, more integrated understanding than individual studies can allow. Synthesis that does not just aggregate the information but also distils the commonalities for a new conceptual framework that deepens theoretical insight. A second, important role literature reviews (especially critical/procedural literature reviews) perform is to evaluate methodological practices in a field. Reviews can identify common methods limitations, cutting-edge approaches, and opportunities for methodological advancement by systematically scrutinising what methods have been employed across multiple studies. This evaluative function is essential to the quality and rigor of research in any field, stimulating reflection on and innovation in methods. An important applied function of literature reviews, especially in professional fields, is to inform practice and policy Reviews synthesizing research evidence relevant to practical questions

can equip practitioners and policymakers with synthesised summaries of what is currently known to inform decision-making. This knowledge translation function serves as a critical bridge in

moving research to practice and possibly resulting in better outcomes in the field. It would not be wrong if we were to have literature reviews across disciplines. Though purpose and methodological principles include commonalities, specific practices and emphases vary widely across disciplines. In the natural sciences, literature reviews tend to highlight empirical results and methodological advances, often accompanied by quantitative synthesis in systematic reviews and meta-analyses. These reviews tend to focus on fairly narrow questions of causal relations or effect sizes, building on a positivist epistemological tradition that puts a premium on precision and reliability. After all, in the social sciences a literature review often needs to grapple with both empirical findings and theoretical models, reflecting the importance of both Introduction To Research MATS Centre for Distance and Online Education, MATS University 49 explanation and interpretation in the discipline. Such reviews may adopt various methods, from narrative approaches documenting the evolution of theory to systematic reviews aggregating the effects of intervention. Within the diverse field of social sciences, the various research paradigms present unique challenges for the synthesis of literature, with reviewers having to reconcile epistemological variance and differences in definitions of key constructs. Literature reviews in the humanities typically turn less on empirical findings than on interpretive traditions, theoretical developments, and conceptual analysis. These reviews often also follow the historical development of specific ideas or schools of thought, highlighting the situations of knowledge and the importance of hermeneutics. And though reviews in the humanities may be less methodologically regimented than their scientific counterparts, they often evidence serious wrestling with intricate texts and close attention to cultural and historical specifics. The Understanding of Educational Research Literature In professional fields such as medicine, education, and social work, literature reviews often put a premium on practical applications and implications for intervention. These reviews might be more geared towards synthesising evidence about the effectiveness of particular practices or programmes, and considering contextual factors that may come to influence implementation. The new emphasis on evidence-based practice in these fields has also increased the methodological rigor of reviews, with the systematic approach to reviews and specific assessment of review quality becoming more prevalent. For instance, interdisciplinary fields may introduce specific challenges and opportunities to literature reviews, as it requires reconciling with contrasting epistemological traditions, methodological approaches and conceptual frameworks. Reviews in these domains often need more extensive boundary-spanning work to identify relevant literatures across disciplinary divides and to construct integrative frameworks amenable to rendering diverse forms of knowledge. Any such intercut reviews are necessarily quite challenging, yet can make especially important contributions to identify common threads and tensions between disciplinary perspectives. Research Methods and Statistical Techniques MATS Centre for Distance and Online Education, MATS University 50 Emerging Technologies and

Future Directions Technological developments have the potential to continue to revolutionise literature review practice, offering up new opportunities and also posing new challenges. Text mining and natural language processing techniques increasingly support the identification and analysis of relevant literature, which may lead to more comprehensive and efficient reviews.

Figure: 1.5 Technologies and Future Directions Such techniques have the potential to help reviewers sift through the overwhelming amount of published research to detect trends across

large sets of literature, and may also provide the opportunity to decrease human bias in the selection and coding of relevant studies. These approaches mirror promising tools for literature screening and analysis using machine learning, with algorithms trained to identify relevant studies based on the content of the abstract or extract relevant information from full texts. These approaches do not replace the human element in any sense, but they can greatly boost efficiency and possibly improve consistency in the review process. With these technologies evolving, they might allow for new kinds of literature synthesis Introduction To Research MATS Centre for Distance and Online Education, MATS University 51 that would be impossible to do by hand. Continually updated reviews, known as living systematic reviews, are another technological innovation, integrating new evidence into the existing body of reviews as it unfolds. These reviews usually use automated search strategies to find new studies, have efficient updating processes and do not repeat the whole review for each update. Although demanding considerable time and resources to create and manage, living reviews can provide more timely and complete evidence synthesis in dynamic fields. Open science practices are increasingly shaping literature review methodology in a time where transparency, reproducibility, and data sharing have never been more important. Pre-registration of systematic review protocols, broad sharing of search strategies and data extraction forms, and open access to review findings have become common requirements set by journals and funding agencies. In fact, such practices help improve the credibility and availability of literature reviews, which in turn may lead to their increased influence in scholarly and practical settings. Lit reviews undertaken collaboratively are also continually developing, aided by digital platforms that help geographically distributed teams collaborate quickly. The ability to resolve topics of interest from multiple disciplines would allow a group of individuals with varying backgrounds to participate in these collaborative reviews, improving the complexity and depth of the synthesis. The models of this collaboration have ranged from formal international networks such as Cochrane to informal crowd sourced systems that bring different communities into the review process. **Ethical Issues in Literature Review** There are several ethical concerns that responsible literature reviewers need to address. Citation ethics is a basic issue, because reviewers need to properly acknowledge the work of others and avoid plagiarism of any kind. This not only includes quoting, but also includes paraphrased ideas and findings and it remains crucial that one gives credit to these ideas within the academic world, thus making sure that we respect the intellectual property of others. The third ethical consideration involves representation and inclusion, as reviewers decide which voices and perspectives to include in their synthesis. Their decision could reinforce or unravel the already existing imbalance of power in

synthesis. Their decision could reinforce or unravel the already existing imbalance of power in Research Methods and Statistical Techniques MATS Centre for Distance and Online Education, MATS University 52 the production of knowledge, leading to the questions of equity and diversity in academic discourses. Responsible reviewers should carefully scrutinise their inclusion criteria and search strategies and how these might have systematically excluded some perspectives, and while doing so, how to broaden the representativeness as much as reasonably feasible. Acknowledgment of limitations is, in short, an ethical requirement of literature reviews, given the methodological trade-offs involved in every synthesis and the presence of possible sources of bias. Disinterested recognition of these shortcomings allows readers to correctly contextualise and use review results rather than applying them too confidently or inappropriately. This transparency

should cover both methodological limitations (e.g., constrained search strategies or language limitations) and substantive limitations (e.g., gaps or contradictions in the primary literature). Any potential conflicts of interest should also be clearly stated in literature reviews, especially those with potential relevance for practice or policy. The editors expect reviewers to declare any financial, professional, or personal interests that might affect their approach to the literature or their interpretation of findings. Such relationships, however, should be explicitly acknowledged, and any potential influence on the review process considered. Respect for primary researchers is another ethical consideration, as reviewers have an obligation to portray another's work fairly and accurately, including due consideration being given to the nuances and contexts of original studies, in order to avoid over sensitization or mischaracterization of findings or methods. Criticism is appropriate but must be delivered with respect and an understanding of the challenges and constraints of first authors. Literature reviews in the coming year: What you need to know With ongoing changes in scholarly communication, literature reviews are confronted with fresh problems and new potentials. The increasing volume and diversity of scholarly outputs has resulted in ever-increasing demands for advanced synthesis methods capable of traversing through challenging information landscapes. For future reviews drawers should consider adopting a broadened concept of evidence – not only to journal articles, but to preprints, data repositories and other forms of grayliterature. Interdisciplinary Introduction To Research MATS Centre for Distance and Online Education, MATS University 53 integration is another critical frontier, with complex societal problems increasingly requiring synthesis across traditional disciplines. Literature reviews of this nature may build on more advanced mechanisms for integrating diverse knowledge forms concepts rooted in systems thinking, complexity theory and other paradigms capable of integrating multiple epistemologies and methodologies, for instance. Participatory approaches to literature review, in which stakeholders outside the academic community are more involved in defining questions, identifying relevant evidence and interpreting findings, could also be strengthened. They can do so by both increasing the relevance and applicability of the resulting reviews, especially to practice and policy contexts, while democratizing the knowledge synthesis process and drawing on more varied forms of expertise. New methodological innovations will likely continue to improve the rigor and utility of literature reviews, and approaches for addressing

continue to improve the rigor and quality of literature reviews, and approaches for addressing publication bias, heterogeneity, and other challenges that have persisted in the field will continue to develop. These innovations could encompass novel meta-analysis statistical approaches, improved quality assessment, and methods for synthesizing qualitative and mixed-methods research. Integration with primary research will become even smoother, as literature reviews will become increasingly integrated into an overall program of research rather than stand-alone projects. This would entail building links between review outputs and follow-up empirical investigations, but also more iterative cycles of interaction in which reviews and original research shape and refine one another throughout the research endeavour. Literature reviews are vital components of academic discourse, performing several important roles in knowledge generation. From mapping intellectual landscapes to synthesizing evidence to inform practice and policy, reviews help build cumulative knowledge across disciplines and domains. Literature reviews can be conducted in various ways, and in this sense, there are diverse research methodologies due to their different purposes and purposes, from narrative reviews to quantitative meta analyses and

new computational approaches, according to their sources (from eligibility criteria) and methods (from data types). Scholarly communication continues to change thus, Research Methods and Statistical Techniques MATS Centre for Distance and Online Education, MATS University 54 literature review methodologies will likely continue to evolve blood vessels new technologies, collaborative approaches, and interdisciplinary perspectives. These methodological developments will require a balance of rigor and transparency with feasibility and accessibility, to ensure that reviews continue to be credible and relevant to a wide range of audiences. Through careful consideration of present practices and incorporation of novel ideas, the academic landscape can improve the calibre and relevance of literature reviews, which act as essential drivers of knowledge integration and progress. As both a methodological tool and a source of critical reflection, literature reviews will continue to be an essential part of scholarly discourse, enabling researchers to navigate ever more complex information environments, and contributing to the cumulative growth of information and knowledge across fields. The integration of this literature into broader bodies of work through literature reviews illustrates the collaborative and cumulative nature of scholarly inquiry, showing how individual contributions garner larger significance when they are embedded in wider research enterprise as bridges between past and future work, and theory and practice. Introduction To Research MATS Centre for Distance and Online Education, MATS University 55 SELF-ASSESSMENT QUESTIONS Multiple Choice Questions (MCQs): 1. Research is primarily defined as: a) The process of collecting information b) The process of discovering new facts or knowledge c) A method for analyzing data d) A type of academic writing 2. Applied Research is aimed at: a) Understanding basic principles of nature b) Solving practical problems and finding immediate solutions c) Theoretical development only d) None of the above 3. Fundamental Research focuses on: a) Solving specific problems in industries b) Developing new technologies c) Increasing theoretical knowledge and understanding d) Conducting surveys 4. The purpose of a literature review is: a) To find gaps in existing research b) To review past research

purpose of a literature review is to: a) Identify gaps in existing research b) Review past research and theories c) To establish the context of your study d) All of the above 5. Which of the following is NOT a characteristic of research? a) Systematic b) Empirical c) Irrelevant d) Objective 6. Why is research important? a) To acquire knowledge for academic purposes b) To understand the processes of the universe Research Methods and Statistical Techniques MATS Centre for Distance and Online Education, MATS University 56 c) To help in the decision-making process by providing factual information d) None of the above 7. Applied research is mainly concerned with: a) Developing new knowledge b) Solving real-world problems c) Exploring theoretical concepts d) Testing established theories 8. Basic research is also known as: a) Action research b) Fundamental research c) Applied research d) Survey research 9. The concept of research can be best described as: a) A process of systematic inquiry to discover new facts b) A way to increase personal knowledge c) A method of data collection for marketing d) A tool for business development 10. The primary goal of a literature review is to: a) Identify gaps in existing knowledge b) Create new data c) Collect survey responses d) Define the scope of a research project Short Questions: 1. Define research and explain its significance. 2. Differentiate between fundamental research and applied research. 3. What is the importance of a literature review in research? 4. List the characteristics of research. 5. What is the need for research in academic and professional settings? 6. How does applied research benefit society? Introduction To Research



57 7. Explain the types of research in the context of their objectives. 8. Discuss the purpose of research in the context of solving problems. 9. How do fundamental research and applied research complement each other? 10. What are the main objectives of conducting a literature review? Long Questions: 1. Define research and discuss its meaning, purpose, characteristics, and need in the context of academic inquiry. 2. Compare and contrast fundamental research and applied research. Provide examples. 3. Explain the role of literature review in a research study and how it helps shape the research questions. 4. Discuss the importance of research in generating new knowledge and providing solutions. 5. How does research contribute to the advancement of human society? Research Methods and Statistical Techniques MATS Centre for Distance and Online Education, MATS University 58 STRUCTURE UNIT 4 Research Method UNIT 5 Scientific Method UNIT 6 The Delphi Method of Research To understand various research methods, such as historical, descriptive, survey, experimental, and case study. To explore scientific methods in research and the spiral of scientific methods. To examine the Delphi method of research and its applications. UNIT 4 RESEARCH METHODS: The architecture of academic discourse and scientific exploration is Research Methodology Research methods selection helps determine what type of data will be collected, what analytics will be used to analyzed data, and influences the conclusions that will be drawn. This in depth study will then outline five basic approaches to research, historical, descriptive, survey, experimental and case study approaches. All methods have their own merits and limitations, which make them more suitable for certain research contexts and essential questions. can have a strong grasp of these methodologies and can help them make better decisions about research design and implementation. Historical Research Method A historical research is a systematic inquisition of past event; facts are established in the past according to their occurrence in history to draw conclusions. This means looking at source material, both primary and secondary, in order to recreate and understand the past. Historical researchers MODULE II RESEARCH METHODS OBJECTIVES MATS Centre for Distance and Online Education, MATS University 59 write narratives explaining historical phenomena, collecting and interpreting data in the form of archives, documents, artefacts, and oral histories. By analyzing sources, checking facts, and weaving them all together, the process of writing history allows us to make sense of the past. Historical research differs from other research methods that take place on contemporary phenomena as it takes a look at past events to explain how and why things happened as they did. This is extremely helpful in sectors like history, archaeology, anthropology, and human sciences, where knowledge of the past is needed to make sense of all the new components of our society and cultural behaviour. Historical research is methodologically guided by a systematic methodology, which starts with the identification of a research question or problem. PhD writers are specialists who locate and evaluate relevant primary and secondary sources, critically assessing their authenticity, credibility, and significance. This process of evaluation is termed historical criticism, which can be broken down further into external criticism (evaluating the authenticity of sources), and internal criticism (evaluating the accuracy and reliability of the information contained within sources). After evaluating the reliability of the sources, researchers will then examine and interpret the data in order to ascertain the patterns,

correlations, and causal connections. Finally, they relate their findings into a readable narrative that answers the research question posed ²⁵ and contributes to the understanding of the time period

under examination. As historians undertake this work, they must be cautious in sifting through potential biases, for both their sources and their interpretations. There are various notable advantages to historical research methodology. It offers longitudinal insights into human experiences and societal changes, enabling scholars to follow transformations over time and identify enduring patterns. The inclusion of this temporal dimension adds depth to our understanding of complex social, cultural and political phenomena. It also preserves collective memory and cultural heritage, documenting the experience of people and groups that might otherwise be forgotten. In addition, it provides key insights into current challenges by elucidating the historical origins and precedents. Related reading: Historical analysis can help guide contemporary policy decisions and solutions by analyzing events that have shaped the past. Moreover, this approach cultivates Research Methods and Statistical Techniques MATS Centre for Distance and Online Education, MATS University 60 critical thinking, as researchers need to assess their sources, balance evidence, and make reasoned judgments based on available knowledge. As we can see, historical research has several strengths and weaknesses. However, the most important one, concerns the availability of primary sources and their accessibility, as it can happen, that over time certain things get lost or destroyed. This limitation frequently results in lacunae in historical records that scholars must govern and reconcile. A separate challenge relates to the potential for bias in historical documents, whose authors' perspectives, prejudices and cultural contexts colour their content. Researchers need to carefully evaluate these sources, both in terms of the motivation and context in which they were produced. Moreover, historical scholarship must contend with the problem of presents—the tendency to view the past using modern values and understandings. It is the responsibility of researchers to place the events they study in the proper historical framework but also to realize how their own temporal and cultural positions have shaped the meaning and importance of those historical events. Lastly, historical research is interpretative, allowing multiple historians to reach different conclusions based on the same evidence and emphasizing the subjective part of historical studies. Historical research can be applied to a wide range of disciplines and contexts. ³¹ At the same time in educational research, historians employ historical methods to explore the development of educational systems, pedagogical practices, and institutional structures. Historical research is used to assess the evolution of organizational development, leadership styles, and market trends over time in business and management studies. Historical studies of the evolution of disease, treatment, and public health contribute to the health sciences. Political scientists and sociologists resort historical research to examine governmental systems, social movements, and policy developments. Oh, and also, historical research in all of these areas offer context to their practices today and trajectory for where they're headed tomorrow. Historical research allows practitioners to reflect on how past efforts succeeded or failed, helping develop the right strategies for contemporary challenges.

Advances in technology and interdisciplinary approaches have transformed the methodology of historical research. Thanks for the book, **Digital Humanities have revolutionized historical** research, Research Methods MATS Centre for Distance and Online Education, MATS University 61 offering fresh ways to collect, analyze and present historical data. Access to, and new forms of analysis of, historical sources have been facilitated by digital archives, databases, and text mining techniques. Quantitative data analysis, including clinometric, provided new methodologies and

allows the identification of patterns or correlations among historical events. The introduction of new fields such as archaeology, linguistics, and genetics has added richness to historical research through interdisciplinary collaboration. These new methods have contributed to a more rigorous and expansive historical research landscape, allowing for more layered and complex readings of history.

Descriptive Research Method Descriptive research methodology involves systematic observation and careful description of the research phenomenon as it naturally exists, without manipulating variables or imposing experimental conditions. It allows for comprehensive descriptions of individuals, groups or situations or events in terms of their attributes, behaviours or relationships. Descriptive research is an important method in many disciplines and provides information that can be used to develop theories and hypotheses. In contrast to experimental research, which deliberately manipulates variables to test causal relationships, descriptive research describes what is without trying to infer cause-and-effect relationships. This approach utilizes multiple avenues for data collection, from observations to surveys to interviews to case studies, with the purpose of collecting a rich database about the subject under investigation. Descriptive studies aim to answer more questions of “what” and not why; they do rich descriptions to deepen our understanding of complex phenomena.

Descriptive research is a significant methodological and their framework consists of key elements. First, researchers describe the phenomenon of interest, including the variables they are interested in and the population they are studying. Then they choose appropriate data collection methods depending on the research goals and the nature of the event. These methods can involve formal observations, surveys, interviews, focus groups or document review. This means that researchers will develop standardized instruments or protocols to facilitate their measurements and data collection consistent across different Research Methods and Statistical Techniques MATS Centre for Distance and Online Education, MATS University 62 observers or contexts. After collecting the data, they organize and analyze the data, using statistical techniques for quantitative data and techniques to support thematic analysis for qualitative data. Finally, researchers explain their findings, writing about any patterns, trends and relationships they see in the data. As objective scholars of the phenomenon, it is imperative that descriptive researchers throughout this process remain objective and precise, seeking to be true to the phenomenon with as little a priori framing or error as possible. One of the advantages of using the descriptive research methodology is. It includes richly detailed descriptions of naturally occurring phenomena, capturing the complexity and nuance of real-world situations. This logging strategy produces rich, broadly applicable data that lays the groundwork for more focused studies and theory building. Descriptive research includes both quantitative and

for more focused studies and theory-building. Descriptive research includes both quantitative and qualitative approaches to data collection, so researchers can choose what they think best fits their research questions and contexts. Additionally, this approach is especially useful for the investigation of phenomena that cannot be experimentally manipulated for ethical, practical, or logistical reasons. Because descriptive research catalogues what is found out in the wild, it provides baseline data that can guide policy makers, inform program evaluations and highlight intervention strategies. Another point to consider is that descriptive studies often reveal patterns and relationships that were not clear at the outset, leading to new questions and hypotheses to be tested. Limitations and Challenges of Descriptive Research Methodology Despite its strengths, descriptive research methodology has several limitations and challenges. Without experimental

control, causation cannot be established, so it is not always clear what the factors in the experiment are causing to occur. Descriptive research also faces challenges associated with observer bias, where the perceptions and interpretations of researchers may affect their observations and descriptions. Another limitation relates to participant reactivity, a phenomenon in which subjects change their behaviour because they know they are being studied or observed. They may struggle with generalization especially descriptive studies geared toward specific cases or contexts that do not reflect larger population. Another limitation of Research Methods MATS Centre for Distance and Online Education, MATS University 63 descriptive research is its static nature, as it provides snapshots of phenomena at certain moments of time, rather than capturing developments over long stretches of time. Researchers need to recognize these limitations and take measures that reduce their influence, including using multiple observers, implementing standardized protocols, and adequately delineating the scope and limitations of their findings. Across many diverse contexts and fields descriptive research methodology is applied. At schools and colleges, descriptive methods documented classroom dynamics, and the teachers' and students' movements. Example: Descriptive research is used by healthcare professionals to conduct studies on diseases, patient characteristics, and treatment outcomes. Researchers in business and marketing apply descriptive approaches to investigate consumer behaviour, market tendencies, and organizational hierarchies. Descriptive methods are used by sociologists and anthropologists to examine social groups, cultural practices, and community interactions. In environmental sciences, observational research records ecological state variables including species distributions and habitat attributes. In these and other applications, descriptive research serves as a valuable tool for understanding existing conditions and practices, providing a foundation for evidence-based decision-making and intervention strategies. Descriptive research identifies what happens where and when, providing data on the occurrence of phenomena as they naturally manifest in detail, increasing understanding that can gain traction on which to base responses to complex challenges. Recent technological developments and advances in analytical techniques have opened new avenues for descriptive research methodology. Accessing some or all these data sets would be infeasible without digital tools that enable more efficient and larger-scale documentation than was possible in the past. Mobile technologies enable real-time data

scale documentation than was possible in the past. Mobile technologies enable real-time data capture across heterogeneous contexts, and automated systems can record observations continuously over extended durations. Researchers are using powerful analytical instruments, including machine learning algorithms and natural language processing, to reveal patterns and relationships in large datasets that would otherwise remain hidden. Geographic information systems (GIS) are platforms that integrate spatial data with descriptive information, enhancing analyses of location-based phenomena. Some of the technological Research Methods and Statistical Techniques MATS Centre for Distance and Online Education, MATS University 64 innovations encompassed in descriptive research method include the technology that helps ease the process of descriptive research and this combine the volume, accuracy, and effectiveness of descriptive research. As the world grows increasingly reliant on technology, descriptive research technique will likely adopt new technologies and methods, broadening its usage and contribution to knowledge. Survey Research Method Survey research methodology is a structured way of collecting data from a group of respondents in order to understand their characteristics, opinions,

attitudes, or behaviours. This method uses structured questionnaires or interview protocols to collect data directly from participants, shedding light on population characteristics and trends. Survey research is one of the most predominately used methodologies across multiple disciplines, providing a flexible and cost-effective method of data collection. While experimental approaches test causal hypotheses by manipulating variables or conditions in controlled settings, survey-based research probes naturally occurring variation in respondents' characteristics and experiences. This approach enables researchers to gather both quantitative and qualitative data, depending on the question types and analysis techniques used. The greatest strength of survey research is its ability to collect information from large populations through representative samples, allowing findings to be generalized when appropriate sampling methods are used. Generally, the survey research methodological paradigm follows a systematic process that begins with a clear definition of research objectives and questions. The next step involves defining the target population and selecting sampling techniques to recruit study participants. Then, they help design the survey instruments, creating questions that better fit research goals while enrolling best practices in question design. Once the instruments have been pretested and refined, the researchers administer the surveys for research via modes such as face-to-face interviews, telephone calls, mail questionnaires or web-based. After collecting these data, they use statistical methods for quantitative data and thematic analysis for qualitative responses to process and analyze the responses. Finally, data are interpreted by researchers and conclusions are drawn about Research Methods MATS Centre for Distance and Online Education, MATS University 65 the population from samples. There were several steps in this process survey researchers must put in place to keep their methodological rigor intact for results to be valid and reliable, controlling for things that lead to error, such as sampling, measurement, and nonresponsive bias. You are well versed with magic of survey research methodology. Figure: 2.1 Survey Research Method It allows for rapid data collection from many subjects and can yield a large amount of information with a

...represents a relatively low investment of time and money. If proper sampling techniques are used, survey research can make generalizations about findings that can be made based on samples over larger populations, as well as over time, improving the external validity of results. Such a methodology helps website-based research questions, ranging from broad to specific — and is exploratory, descriptive, and explanatory. In addition, survey research can standardize the data collection process by presenting the same questions to all respondents in the same way. Standardization allows comparisons between different groups or time periods, allowing researchers to identify patterns and trends. Survey methods can also tackle sensitive topics with anonymous or confidential data collection procedures to elicit honest responses on matters that may be hard to Research Methods and Statistical Techniques MATS Centre for Distance and Online Education, MATS University 66 discuss in other circumstances. Survey research methodology has some limitations or drawbacks, despite its advantages. There are reasons for care, not least of which is the self-reported, socially desirable nature of survey data. Response rates represent another concern for survey research, as response rates have plummeted across many contexts (including Web and telephone surveys) and could threaten the representativeness of samples. A further limitation relates to the depth of information obtained, with surveys typifying breadth over depth, meaning that the ability to explore complex phenomena in detail is inherently limited. Additionally,

different participants may interpret survey questions differently, which could lead to some measurement error that could threaten the validity of the findings. Cross-sectional surveys, which gather data at a single point in time, have also unclear causal relationship between variables. While considering these limitations, researchers need to ensure that they are taking steps to mitigate such bias like using validated sources for measurement, and employing mixed mode approaches in data collection along with clearly mentioning the range and limitations of their findings in their outputs. They are used in multiple disciplines and different settings and contexts. [Survey] In public health, researchers employ surveys to evaluate health status, disease prevalence, and healthcare use patterns. Market researchers use a survey method to study what consumers like, how they see the brand and any related characteristics and their purchasing habits. “Surveys are used to assess teaching practices, student experiences, and learning outcomes, when it comes to educational research,” Karamouzis said. Political scientists and sociologists utilize survey research to examine public opinion, social attitudes, and demographic trends. Governments run large surveys that influence decisions on policy and resource allocation. Across these diverse applications, survey research contributes to advancing our understanding of individual characteristics, attitudes, and behaviours, supporting evidence-based decision-making and interventions. And these data help us to reflect the voices and lived experiences of multiple groups, facilitating more inclusive and relevant solutions to social, economic and political issues. Recent innovations in technology and methodological approaches have revolutionized survey research practices. Digital platforms have transformed data collection allowing researchers to reach geographically Research Methods MATS Centre for Distance and Online Education. MATS

67 dispersed populations and process responses in real time. Collecting data in- the-moment through mobile surveys can minimize recall bias and provide access to the respondent's experience in real-time. There are interactive survey formats that offer multimedia and logic-based elements for a more engaging respondent experience and data quality. Multilevel modelling, structural equation modelling, and other advanced multivariate techniques provide opportunities for more complex analysis of survey data, revealing relationships among variables that may not be immediately visible. Furthermore, such mixed-methods approaches that respond to the limitations of surveys by adopting qualitative methodologies to complement them offer a reflection of social phenomena that is more complete. These developments have broadened the potential of survey research, enabling researchers to consider and respond to ever more difficult questions and issues. With the advancing of technology, survey methodology will continue to integrate these into making even more contributions towards the disciplines that utilize it in understanding a bit of knowledge.

Experimental Research Method The experimental research methodology is a systematic approach in investigating causal relationships through the controlled manipulation of variables. This is considered the gold standard of causal inference because it enables researchers to determine whether manipulating one variable (the independent variable) causes a change in another variable (the dependent variable). Experimental research is defined by its controlled environment, where the researcher manipulates certain elements and keeps others the same in order to observe causal relationships. It is therefore fundamentally different from observational methods, which track phenomena without intervention. Experimental research uses random assignment of participants to conditions, which reduces confounding variables and increases internal validity, you can list all known & useful information to measure effects and replicate findings (and thus the cumulative nature of science). This approach is especially useful in areas that rely on stringent testing of hypotheses, assessment of interventions and formulation of evidence-based practices. Experimental research, as a methodological framework, adheres to a systematic process

Research Methods and Statistical Techniques MATS Centre for Distance and Online Education, MATS University 68 comprising a series of steps that start from developing precise research questions and hypotheses. Researchers then design the experiment and outline the independent and dependent variables; the control conditions; and the methods for measurement. Next, they will recruit participants and randomly assign them to either experimental and control groups in order to ensure the groups start equivalent to one another. After this, researchers conduct the experimental manipulation or intervention, ensuring that it is administered uniformly to control participants. Next, they assess the dependent variables employing standardized instruments or protocols after the intervention period. The researchers then analyze the data, usually using statistical methods to assess whether the differences that they observe between the groups are statistically significant as well as practically important. Finally, they make sense of their findings related to the research hypotheses and existing theoretical frameworks. Experimental researchers must also be vigilant trap in addressing potential threats to validity and reliability such as selection bias, experimental mortality and treatment diffusion during this phase of intervention. Experimental research methodology consists of major benefits. The est. evidence

for causation because; it can tell you that x causes y: This environment mitigates the impact of confounding factors, thereby improving internal validity and causal attribution of any observed

effects to the experimental manipulation. We randomly assign participants to conditions to facilitate initial equivalence between groups, thereby reducing selection bias and strengthening causal inferences. In addition, experimental designs afford the ability to control and measure key variables allowing researchers to identify even small effects. An experimental method has a structured way of doing experiments, so it is easier for other researchers to reproduce the experiments to confirm the results and to test the robustness of the findings in another setting. Experimental work can also include different control conditions (e.g. placebo groups, waitlist controls) to address confounding variables like expectancy effects or natural maturation. Experimental Research Methodology has its own strengths but also some limitations and challenges. This controlled environment which contributes to the internal validity of the study might restrict the external validity as the artificial lab settings ⁶ may not be representative of what is actually witnessed in real-life Research Methods MATS Centre for Distance and Online Education, MATS University 69 scenarios. On the other hand, experimental research faces ethical limitations, especially when examining sensitive issues and vulnerable groups, since some manipulations are difficult or unethical to implement. Also, practical issues including recruiting and keeping participants, especially over time for longitudinal studies that require long-term participation present another limitation. Other factors, such as the interactions between different experimental conditions or the variability introduced by participants, may be difficult to replicate or isolate in a laboratory setting, leading to a narrow understanding of the broader context in which the outcome occurs. In addition, laboratory studies usually focus on immediate consequences, and thus may overlook delayed or cumulative effects that develop over longer timescales. These limitations must be recognized by researchers, who should take steps to address their impact; for example, field experiments when feasible, mixed-methods approaches to deepen insight and so forth, and clarity about the domain and limitations of the findings. The experimental research methodology is used in various fields and situations. Randomized controlled trials are conducted in medical research to assess the efficacy and safety of new treatments and interventions. Experimental designs are also used by educational researchers, who test teaching methods, curricula, and educational technologies. In psychology, we use experimental methods to study processes like memory and learning, while also trying to understand feelings and behaviour. Field experiments conducted by agricultural scientists to test crop varieties as well as farming techniques and pest management practices. In industry, experimental techniques help engineers verify product designs, manufacturing processes, and quality control methods. At the level of the varied applications of our work experimental research provides rigorous evidence for causal relationships that we rely on to inform evidence-based practice and policy. Experimental research allows researchers to test hypotheses about the impact of different interventions, which can lead to the development of effective treatments or changes to policies and systems that can significantly improve people's

ives. Its capabilities and applications have been expanded over the past year through developments in experimental methodology. With the data now available, adaptive experimental designs empower researchers to amend protocols in response to interim results to Research Methods and Statistical Techniques MATS Centre for Distance and Online Education, MATS University 70 improve haemolytic, reduction-oxidative and therapeutic efficiency, ethical considerations, and making them suitable for incorporation into routine clinical practices.

Sequential multiple assignment randomized trials (SMARTs) allow evaluation of dynamic treatment regimens, addressing the complexity of real-world interventions. Factorial designs offer more efficient ways to test multiple interventions at once, and with emphasis on both main effects and interactions. (2) Digitalisation of research: Remote data collection, computerized experimental protocols and real-time monitoring of participants response have transformed experimental research. Furthermore, mixed-methods approaches that bring together experimental designs with qualitative methodologies can yield more nuanced understandings of how interventions operate and mechanisms through which they work. These methodological innovations have increased the rigor, efficiency, and applicability of experimental research, enabling researchers to tackle more complex questions and challenges. Experimental research incorporates not just feedback over a period of time, but also various other approaches that update the data we see in every field. Case Study Research Method The methodological underpinning of the case study approach is that it is an in-depth study of a specific real-life phenomenon, event, entity, or group. The purpose behind this is to get detailed and holistic understanding of complex phenomena through intensive (rather than extensive) process. Unlike methods that look at large numbers looking for some general patterns, case studies look at specific examples exploring the richness and complex nature of phenomena in its natural state. This approach is particularly useful when the researcher is attempting to study current events of which they have little or no control over, when the boundaries between phenomenon and context are not clear cut, or when answering research questions that tend to ask how or why such events occur. More than one source and data collection method such as Research Methods MATS Centre for Distance and Online Education, MATS University 71 observations, interviews, documents and artefact are used in case studies to develop triangulated evidence and holistic understanding. This enables researchers to show the complexity of real-life situations and to capture the case in all of its integrity and to evaluate unique characteristics and context effects. The methodological framework of case study research follows a same systematic process to start with that defines a case with its boundaries. Based on their research questions and purposes, researchers then identify the case study design-third single or multiple case studies, holistic or embedded. Figure: 2.2 Case Study Research Method They then create an extensive data collection plan that outlines what sources and techniques will reflect various views as well as lend credibility to the case. After a period of data collection, researchers organize and analyze the information, most often using qualitative techniques like thematic analysis, pattern matching, or chronological sequencing. They hold a case, or cases, intact while analyzing them for repetitive patterns and themes and relationships both within and across cases. And then, finally,

repetitive patterns and themes and relationships, both within and across cases. And then, finally, researchers translate what they have discovered, reaching conclusions about the specific case(s) but also reflecting on them more broadly. In response, case study researchers should strive for methodological rigor, whilst remaining aware of Research Methods and Statistical Techniques MATS Centre for Distance and Online Education, MATS University 72 the potential pitfalls associated with the case study research design (such as bias, data overload, and the empirical paradox of depth versus breadth). The case study research method has some specific advantages. It preferably offers which is detailed, real understanding of complex phenomena in their natural contexts, to identify nuances and complexities that may be overlooked in more general, aggregated approaches. This approach supports ⁶ qualitative and quantitative data collection

methods, enabling researchers to triangulate evidence across multiple datasets. Case studies can be especially helpful when studying rare or unique cases that cannot be investigated with large-sample research due to their infrequency. Additionally, this method allows for longitudinal examination, monitoring of changes and developments in cases over time. Case studies also produce insights that can inform the development of theory, the generation of hypotheses, and the application of theory. Through in-depth exploration of specific cases, case study research can uncover contextual influences, links, and processes that shape outcomes, enabling ⁶ a more nuanced understanding of complex phenomena. In conclusion, the narrative format of case studies often improves accessibility and engagement, making findings more relatable and memorable for a variety of audiences. While case study research methodology has its advantages, it also presents a number of challenges and limitations. A major concern with this approach is that it is extremely focused on only handful of cases, and therefore potentially limited in its generalizability (i.e., could the findings from one or few cases be generalized to the wider populations or scenarios). Case studies equally engage with these issues through researcher bias: the subjective nature of case selection, data collection, and finding interpretation can have an impact on results. A second limitation concerns the great cost and effort that conducting detailed case studies incurs, especially if the study utilizes multiple cases or longitudinal designs. In addition, the data collected in case studies can vary significantly in both volume and complexity, presenting challenges for analysis and synthesis that necessitate advanced data management methods. Researchers immersed in the case setting may also change the natural dynamics of the case and therefore the phenomena being studied. Researchers have to recognize these limitations and also apply strategies to lessen their influence like multiple cases, triangulation, and Research Methods MATS Centre for Distance and Online Education, MATS University 73 reflexivity as well as clearly articulate the implications and boundaries of their findings. Case study research methodology is used in many different disciplines and fields of study. Free Download Case Study Research Techniques and Examples In the field of business and management, case studies are conducted by the researchers to study a company's organizational practices, leadership styles, and strategic decisions. Educational researchers use case studies to study school reforms, teaching innovations, and students' learning experiences. Healthcare

school reforms, teaching innovations, and students' learning experiences. Healthcare professionals use case studies to learn about disease progression, treatment responses, and health care delivery systems. Legal academics use case study methods to do studies of judicial decisions, legal doctrines, and regulatory frameworks. Case studies are utilized by urban planners and policy analysts as a means of assessing community development efforts, policy implementations, and urban transformations. Through these diverse applications, case study research offers rich insights into specific examples of wider phenomena, for evidence-based practices and policy-making. Researchers' linguistic styling's reflect broader implications; by "capturing the complexity and context of the real world," case studies give researchers a more nuanced understanding of difficult problems and effective solutions to complex challenges. Recent developments in methodology that apply to case studies have broadened the approach. In addition, comparative case study designs facilitate moving beyond the within-case level of analysis, contributing to analytical generalization and theory-building. Process tracing methods allow for more systematic exploration of causal mechanisms within cases and the forging of

stronger causal inferences. Mixed-methods case studies include quantitative data collection and analysis alongside qualitative work, resulting in broader evidence and viewpoints. Such data via digital platforms, that is complemented by surveillance, it is not only about information but also how researchers analyze it and it has left rural and modestly fee-paying schools,² for example, with little or no case study research. Linked to the latter are participatory case study approaches where key stakeholders are involved in various research processes, catering for relevance, validity and utilization of findings. By allowing researchers to tackle ever more nuanced questions and problems, a number of methodological innovations have made case study research more rigorous, Research Methods and Statistical Techniques MATS Centre for Distance and Online Education, MATS University 74 efficient, but also more applicable to the real world. With methodological approaches constantly changing, case study research is most likely to encompass a wider array of methods and designs, contributing to knowledge in different fields. Integrating and Complementarizing Research Methods However, the complexity of many contemporary research questions means that multiple methods are often needed to provide a complete picture of particular phenomena. Instead of seeing the historical, descriptive, survey, experimental, and case study approaches as mutually exclusive options, researchers are more inclined to appreciate their complementary strengths and weaknesses. Mixed-methods research designs intentionally incorporate multiple methodological approaches to take advantage of their benefits and counteract their drawbacks. For example, a study could start with historical research to trace the evolution of a phenomenon, survey to generalize about a population, experiments to establish causal connections, and case studies to demonstrate how patterns and relationships engaged in the study play out in specific situations. By employing multiple methods, researchers can answer different questions in relation to their investigation, achieving both breadth and depth of their findings. Triangulation of findings from each approach of qualitative methodology ensures validity through taken measures such as transferability establishing concepts thus lowering reliance on

through taken measures such as systematically examining concepts, and reviewing relevant knowledge by increasing overall understanding of reality through qualitative knowledge gained from qualitative research. Which types of research methods are appropriate depend on many influences research question nature, cost of research and practical constraints, existing knowledge. Qualitative approaches (such as case study and descriptive studies) that describe a new phenomenon may be appropriate in exploratory research (wherein key variables and relationships need to be identified for future work). For example, explanatory research where causation is to be verified would typically need to apply experimental-type designs controlling for confounding variables. Statistics- descriptive questions about population characteristics typically warrant Research Methods MATS Centre for Distance and Online Education, MATS University 75 survey methodologies, which provide estimations of the population from a representative sample. Historical questions require methods that can analyze historical events systematically, through primary and secondary sources. For complex and multifaceted research questions, there may be a need for mixed- methods designs that attempt to draw on multiple approaches in a way that helps capture different dimensions of the phenomena being studied. This enables researchers to adapt their methods and approaches to particular research contexts and questions, enhancing the relevance and use of their findings. Every research methodology reflects specific epistemological assumptions regarding the nature of elicited knowledge and how this and the other useful knowledge

can be produced. An interpretative lens likely additive because historical research often resists universalism, expressing the subjective nature of historical understanding and the importance of context. Experimental approaches typically embody positivist epistemologies which privilege objectivity, control and causal explanation (Ibid) Case studies often adopt constructivist perspectives that highlight the socially constructed nature of reality and multiple perspectives. Survey research is flexible toward either extension of positivist or interpretive paradigm depending on the nature of the questions and the analytical orientations used. Descriptive research, on the other hand, covers a range of epistemological perspectives that document phenomena without necessarily making specific explanatory commitments in the framework of research. Understanding these epistemological underpinnings is significant because they not only affect methodological choices, but also how researchers interpret and present their results. By being aware of these assumptions researchers will better keep the overall philosophy of their work coherent and well-communicate the work to broad audiences. From artificial intelligence (AI) to data analytics and automation, technological advancements have revolutionized how research is conducted in all fields, bringing about improved opportunities, but also obstacles for researchers. Advances in digital technologies have transformed data collection, organization, analysis and presentation, leading to more sophisticated, efficient processes for research. Historians currently use digital archives and text mining to investigate extensive document collections. Research Methods and Statistical Techniques MATS Centre for Distance and Online Education, MATS University 76 Online platforms enable survey researchers to measure geographical dispersion and real-time data collection. Experimental psychologists use computer simulations and VR

environments to recreate controlled settings, which would be impossible or unethical to do physically. Digital Tools for the Fluent Case Study Researcher However, these advances in technology have also increased the scope and capabilities of research methodologies, presenting researchers with new avenues to tackle previously intractable questions and challenges. Yet, they also raise ethical challenges around data privacy, consent, and the digital divide, compelling researchers to balance methodological advancement against responsible research conduct. Research methodology is likely to continue evolving as diverse approaches are integrated and innovate. Longitudinal mixed methods approaches will become more complex, integrating advanced analytic techniques capable of sufficiently synthesizing the disparate forms of data. It is well-established that digital technologies will continue to revolutionise data collection and analysis, allowing for increasingly efficient and complex research processes. Participatory approaches will become more prevalent, with stakeholders involved to a greater degree in the design, implementation and use of research. Interdisciplinary co-creation will rise, as diverse methodological traditions converge to address complex social, environmental, and technological challenges. Yet, the real existential analytical challenges of the 21st century will be with main stream social science posing questions that called for an integrated methodological approach to tackle the nuances, complexity and dynamism of the questions being asked, usually underpinned by multiple research paradigms. Through methodological diversity and innovation, researchers can increase their ability to make meaningful contributions to their fields and address current social problems. Research methodology forms the basis of research by defining systematic methods for investigating phenomena and producing new knowledge. Historical- Descriptive-

Survey- Experimental- Case study Through looking at events in their historical context, research allows us to gain perspective on time. Descriptive research describes phenomena as they already exist, documenting their nature and pattern without any alteration or change. Survey research involves collecting data samples and generalizing those data about the characteristics and Research Methods MATS Centre for Distance and Online Education, MATS University



77 relationships in a population. Experimental research establishes the cause and effect relationships through the deliberate manipulation of the variables. Qualitative case study research yields rich knowledge about specific cases in their real-world contexts. Rather than seeing these approaches as conflicting alternatives, modern researchers appreciate their complementary nature more and more, combining multiple methodologies to thoroughly answer complex research questions. Choosing the right research methods involves consideration of research questions, existing knowledge, available resources, and practical constraints. Good researchers become methodologically flexible, in the sense that they adapt their ways of working to the specifics of the research context or question rather than just using one methodology. This flexibility increases the relevance of research findings and provides researchers with the opportunity to generate knowledge that feeds into theory and practice. As research questions in different fields are slowly becoming more complex and multidimensional, the need for methodological integration to obtain an accurate representation of the richness and complexity of phenomenon with adequate scientific rigor and validity, emerges. The data is for the sake of their own contribution to the fields of research to solve the immediate concerns of society. Research Methods and Statistical Techniques MATS Centre for Distance and Online Education, MATS University 78 UNIT 5

SCIENTIFIC METHODS

The scientific method, rooted in observation and experimentation, is one of humankind's most potent abstractions and systems for understanding the world. Introduced in textbooks as a step-wise, linear process, the scientific method becomes more like a spiral in practice: a dynamic, iterative journey culminating in ever-deeper understanding based on the knowledge of the previous cycle. Science is laterally organized because it is not a cycle; it is a spiral.

Top Features of the Scientific Method

At its core, the scientific method is built on a few essential components which set it apart from other forms of inquiry. Is not that huge irrationality in engineering for artists used misunderstandings of those features which are reasons of supports of scientific enterprise; The foundation of scientific disease methodology is empiricism. The basic principle of science is using evidence from observations and experience, not just insight or conjecture. Such a requirement of adherence to the empirical world ultimately serves as a building block in science as a body of knowledge that is testable and verifiable, as opposed to a mire of the untreatable. Figure: 2.3 Scientific Method Research Methods MATS Centre for Distance and Online Education, MATS University 79

Theoretical work is integral to the advancement of science, but the most beautiful theory must eventually be validated by empirical testing. Objectivity is another key aspect of the scientific method. For scientists, minimizing personal bias in their research is the name of the game, with a suite of techniques employed to affirm that findings reflect reality and they aren't merely a product of researcher apps or subjective expectations. Standardized protocols and statistical methods, as well as the use of blind and double-blind study designs all assist in achieving this goal. While complete objectivity is ideal rather than entirely attainable, the scientific community's recognition of possible biases and endeavours to reduce them underlines the superiority of scientific inquiry over comparably lax forms of knowledge pursuit. As twin virtues in scientific work, precision and accuracy are exemplified. Accuracy ensures that measurements correspond correctly to those things we are attempting to measure,

whereas precise measurements reduce uncertainty and allow for more reliable comparisons. The advance of modern scientific instrumentation has enormously increased our ability for both

precision and accuracy and allowed us to see subtleties and patterns we would never have been able to detect in previous eras. Institutional commitment to measurement quality enables scientific reproducibility another keystone of the scientific enterprise. Reproducibility is both a commitment and a remedial action in scientific methodology. For a finding to become accepted in the scientific community, other researchers need to be able to replicate it by following the same procedures. This criterion helps weed out spurious or unreliable results and build confidence in findings that continue to generate similar results across different studies. New worries regarding a “reproducibility crisis” in some fields have led to renewed focus on methodological rigor, clear reporting and open data practices all good news that ultimately bolsters scientific integrity. The second that scepticism, one of the most defining philosophical aspects of the scientific method. Scientists are trained to be sceptics of claims, even, or perhaps especially, their own, and all knowledge remains provisional, subject to revision with new data. This attitude of scepticism stands in stark contrast to dogmatic approaches to knowledge and Research Methods and Statistical Techniques MATS Centre for Distance and Online Education, MATS University 80 helps foster an environment intellectual in which questioning the things we take for granted is not just tolerated but encouraged. Scientific progress tends to accelerate when researchers challenge prevailing assumptions or investigate apparent anomalies in established theories. The systematicity of science gives it this structure. Instead of just stumbling on things, scientists have structured protocols and methodologies according to their research questions. This systematic approach leads to improved efficiency, reduced error, and better comparability between studies. Different scientific fields will use different specific methods, but this commitment to systemized inquiry – as opposed to ad hoc or unsystematic forms of discovery – is common between them. That idea, known through the principle of Occam’s razor, is which scientists take as a guideline for how we explain nature. In the face of multiple plausible explanations for a phenomenon, scientists generally favour the simplest explanation that accounts for all available evidence. This parsimonious explanations preference helps to avoid unnecessary complexity and promotes theoretical elegance. But parsimony is never a substitute for empirical adequacy a simple theory that cannot account for critical observations must give way to a more complicated one that can better fit the evidence. Transparency is an ever more stressed element of scientific method. A well-designed study reports how the authors do what they do, specifying the methods, materials, methods for data collection if there is one, and techniques for data analysis. This transparency allows other researchers to critically evaluate findings, try to replicate them, or extend published work. Open science initiatives have since broadened this commitment to transparency by facilitating greater access to research data, materials, and findings developments that help democratize scientific knowledge and at the same time improve accountability. Cumulativeness is what separates scientific knowledge from simply a collection of facts or

observations. And every new scientific discovery builds on prior work, and so creates a compound body of interrelated knowledge. This cumulative aspect allows science to build on itself incrementally, with scientists standing "on the shoulders of giants" when expanding human knowledge. The cumulative Research Methods MATS Centre for Distance and Online Education, MATS University 81 nature of science also imparts a historical continuity that links modern-day investigators to a tradition of inquiry dating back decades, even centuries. The Traditional Linear

Model One way that the scientific method has traditionally been reflected, especially in education, is as a linear sequence of steps. This model generally consists of stages such as observation, questioning, the formulation of hypotheses, experimentation, analysis of data, and drawing conclusions. Although such a linear presentation has pedagogical benefits (it gives a new practitioner a scaffold of how to engage in science), it compromises the reality of scientific practice, which is ever more complex and dynamic. Observation is the starting point in the linear model. Researchers observe the natural world, seeking patterns or anomalies that deserve deeper examination. These observations provoke immediate inquiries about causal reason, relationships or mechanisms. Questions can be as simple as asking about what you can observe within the relationships or as deep as exploring the fundamental principles. In this linear formulation, question development precedes hypothesis formulation. The hypothesis is a potential explanation of the observed phenomenon that can be tested to provide insights (provisional answers) that can guide future work on research. Some of the important characteristics of good hypotheses are: they should be testable using empirical methods and falsifiable in principle, consistent with current scientific knowledge but also open to extend it meaningfully in one way or another. Normal processes would require an experiment or at least systematic data collection to test the hypothesis. Scientists write procedures to collect evidence that bears upon their hypotheses, typically by manipulating variables, controlling for potential confounding variables. Experimental designs collectively cover a broad landscape of scientific disciplines, from randomized controlled trials in the field of medical research, to observational studies in astronomy, but all experimental work ultimately aims to generate valid data that can be used to test hypotheses. Data analysis comes after data collection, the point at which scientists analyze their data, looking for patterns, relationships, or differences. Statistical methods are frequently used in this part of the study, allowing scientists to differentiate between significant Research Methods and Statistical Techniques MATS Centre for Distance and Online Education, MATS University 82 signals and random background noise. Analytical approaches differ widely across disciplines and research questions, but the aim to extract meaningful conclusions from raw data is common to all. The final step is drawing conclusions, which is the zenith of the linear process. According to their analysis of the data, scientists decide whether their results confirm, refute, or partially support their hypothesis. Such results can answer the initial research question(s), evoke new questions, or lead to refinement of existing theoretical models. In the linear model, this phase of your work typically comes on the heels of publication or presentation of results, and opens the door for the broader scientific community (assuming you haven't been ignored) to assess your work, critique it, and

scientific community (assuming you haven't been scooped) to assess your work, critique it, and build upon it. Although such a linear understanding can serve as a useful introduction to scientific reasoning, it has long drawn increasing criticism for oversimplifying the reality of scientific practice. Real scientific work hardly ever unfolds so neatly and linearly. Instead, scientists transition seamlessly between steps, frequently returning to previous phases when new revelations occur. A finding from one study often leads to observations or questions that initiate completely new lines of investigation, generating feedback loops that **do not exist in a linear model**. Further, the linear model downplays **the importance of** creativity, intuition, and theoretical frameworks in scientific work. Scientific progress often arises from serendipitous insights, leaps of imagination, or applying known concepts to new problems features underappreciated by a narrow procedural view of

science. Moreover, as science must rest on bodies of work that have come before it, in many ways the linear model presents science as too individualistic, losing sight on the collaborative, community base of its advances. And perhaps most importantly, the linear model does not capture the iterative, self-correcting nature of scientific progress, the process by which scientific knowledge accumulates in cycles of investigation, critique, and revision over time. As a result, many philosophers of science and educational theorists have developed alternative models that more accurately reflect the dynamic nature of science in practice. The Spiral Model Research Methods MATS Centre for Distance and Online Education, MATS University 83 A more sophisticated approach, the spiral model, treats scientific methods by capturing both the dynamic, iterative nature of scientific inquiry and the progressive trajectory of knowledge accumulation as the conduct of scientific enquiry proceeds. At the heart of this model is a spiral of scientific investigation, rather than linear or simple circular, each turn returning to basic processes while at the same time moving forward to new states of understanding. Spiral model combines both cyclical and progressive concepts. It is cyclical, reiterating similar steps watch, ask questions, form hypotheses, test, and analyzeduring the course of your study. As opposed to a simple cycle, though, each iteration of the spiral marks progress and not mere repetition as researchers are taken to higher levels of understanding or more expansive theoretical constructs. It starts with observation, and every research is indented to answer a question. The first part could rely on established literature in science, serendipitous observations, technical innovations, or problems begging for solutions. Unlike the linear model, the spiral acknowledges that scientific questions rarely if ever arise from the pure observation of phenomena—they emerge within pre-existing theoretical frameworks and research traditions that condition what scientists see, or find interesting. At each turn of the spiral, researchers create hypotheses or theoretical frameworks that will inform their search. Challenging the existing scientific knowledge of the time, these theories explicate anew the relationships or mechanisms. According to the spiral model, the process of hypothesis generation requires a logical deduction of the observations and certainly the creative insight, where scientists often develop novel explanations based on analogies, models or paradigms from other domains. The next part of the spiral is to test these hypotheses by means of experimentation or systematic observation. Also, they design studies to collect evidence that can

experimentation or systematic observation. Also, they design studies to collect evidence that can be related to their theoretical propositions, using methods that best fit their questions and their disciplines. The spiral model acknowledges that these examples of scientific methods are just one type and that they vary across disciplines, ranging from controlled experiments in a laboratory to field studies to computer simulations or regression analyses of existing data. Research Methods and Statistical Techniques MATS Centre for Distance and Online Education, MATS University 84


Figure: 2.4 Spiral Model This is followed by data analysis and interpretation, where scientists scrutinize their observations and put forth their conclusions in order to make sense of the raw data. Yeah, this analysis stage is the one where quantitative methods such as statistical tests, mathematical modelling, algorithmic processing are used, in addition to qualitative methods such as thematic analysis or phenomenological interpretation (as the nature of the research requires). Instead of concluding with findings, the spiral continues as scholars use their findings to modify their questions, update their hypotheses, or produce entirely new theoretical frameworks. With every turn of the spiral, one draws more conclusions and leaves space for new questions.

Unexpected findings can lead researchers to refine earlier hypotheses, adjust experimental protocols, or recharacterize the phenomena being examined. Publication and peer review form important transitions in the scientific spiral, during which researchers communicate their discoveries to the wider scientific community. This ensures that the scientific community can critically assess the work, that it can be replicated in other laboratories, and that new information can be added to the existing landscape of scientific knowledge. Elsewhere in this Research Methods MATS Centre for Distance and Online Education, MATS University 85 process, individual discoveries plug into the collective scientific enterprise, potentially inspiring other researchers to new turns of the spiral. Several key aspects of scientific practice, which linear renderings often obscure, are better captured in the spiral model. It recognizes the iterative character of scientific work, which involves the repetitive negotiation of prior stages as new insights arise. It is the result of a gradual build-up of knowledge, where every investigation enhances previous findings instead of beginning a new inquiry. It spares no one, not even a Buddha, and makes room for both the gradual progression of scientific ideas within existing paradigms, as well as for radical paradigm changes. The spiral also more accurately reflects the true experience of scientists, who seldom view their work as progressing through a neat series of preordained steps. Instead, much of scientific inquiry is less linear than it often seems, involving navigation of partially known terrain, with scientists adjusting their approaches in light of new discoveries, hurdles or theoretical insights. The spiral metaphor embodies this dynamic, adaptive nature of scientific inquiry.

Key Elements That Drive the Scientific Spiral There are some key factors that help move the spiral of science in the right direction forward, so that science continues to develop and improve rather than simply looping back to the same questions over and over again. These forces include anomalies and surprises that cannot be explained by the existing paradigm, technological innovations, theoretical developments that emerge, and social factors that exist in the scientific community. Such anomalies and unexpected findings provide strong engines of scientific progress. Conflicts

...between observations and existing theories or expectations create intellectual tension that spurs further investigation. Throughout the history of science, commonly observed anomalies have often prompted the largest theoretical advances. The unexplained precession of Mercury's perihelion helped lead Einstein to develop general relativity. The negative result yielded by Michelson and Morley in their attempts to "find" the "ether" in which they believed light propagated helped, in fact, fuel the revolution in physics that led to special relativity. Weeded recognizes how untested findings or troubling inconsistencies often prompt new rounds of scientific Research Methods and Statistical Techniques MATS Centre for Distance and Online Education, MATS University 86 investigation, and the spiral model allows for this productive rupture. Technological breakthroughs routinely extend scientific descriptions, allowing scientists to see things they previously could not see, or to measure their effects with new precision. The invention of the telescope pushed astronomy beyond what anyone could see with the naked eye; electron microscopes made cellular structures visible to scientists who previously could only be limited to light microscopy; genome sequencing technologies changed our understanding of biology; and particle accelerators set up the study of subatomic phenomena. Every major technological advancement opens up the possibility of new turns of the spiral, as scientists use new tools to address old questions and investigate new fields of inquiry, made available through technological advance. Theory appears

to be the other main propellant of the scientific spiral. New concepts or mathematical formalism often enkindle connections previously considered unrelated or propose new hypotheses to be tested. Quantum theory, plate tectonics, evolution by means of natural selection, and cognitive neuroscience each radically altered the landscape of their distinct fields, not only by introducing new phenomena but also by changing the way experts conceptualized the relevant domain. priorities, forms of institutionalization, networks of communication, and systems of recognition all render certain questions salient and position certain methodological approaches as being in-vogue. The spiral model incorporates the social dimensions of scientific practice that is, science advances by human communities with their own values, politics, and social dynamics, not just by abstract processes. Cross-pollination of fields has often been an accelerant of scientific progress, when ideas, methods, or discoveries from one discipline lead to new insights in a different discipline. The thermodynamic principles of physics changed the paradigm of chemistry; statistical methods developed for agriculture were adapted across the sciences; information theory concepts shed light on biological processes; and computational approaches have impacted many fields. This model, which applies to a variety of disciplines at many scales, captures how scientific progress often requires cross-pollination between domains, rather than a strictly linear accumulation of knowledge all Research Methods MATS Centre for Distance and Online Education, MATS University



87 the way up each silo. Historical scientific endeavours have often been driven by practical problems and societal needs, from challenges in agriculture that drove research in genetics, to public health crises that led to an accelerated understanding of the field of immunology. The questions behind applied research often lead to fundamental insights into theory as the questions of basic research often lead to unexpected practical application. The spiral model synthesizes these aspects of scientific practice while avoiding artificial barriers between “pure” and “applied” science that poorly match the actual trajectories of research. Collectively, these major driving elements come to guarantee that the scientific spiral is more than a repeated cycle of known knowledge, but rather that the spiral continues to move forward. They shed light on how science still manages to grow and grow, despite wrong turns, dead ends and dry spells in regional parts of scientific inquiry.

Science in Action: Case Studies of the Scientific Spiral Many examples illustrating the spiral character of scientific methods can be found in the historical developments of science. A particular examination of case studies illustrates how scientific knowledge evolves in iterative rather than linear fashion. A great example of the spiral of science is the development of atomic theory. The idea that matter was made up of tiny, indivisible particles called atoms and different types of these atoms formed the basis of all matter was first put forward by ancient Greek philosophers a philosophical speculation, again, as opposed to empirical evidence. This idea remained somewhat quiet for hundreds of years before it was reintroduced in a more empirical sense by John Dalton in the early 19th century. Dalton’s atomic theory described chemical reactions and compositional patterns but envisaged atoms as solid, indivisible units. In fact, the discovery of electrons by J.J. Thomson in 1897 suggested that there were even more fundamental components of atoms, and Thomson's "plum pudding" model imagined that electrons were distributed within a blob of positive charge, similar to raisins in mass. The Rutherford scattering experiments that soon followed suggested instead a nucleus, with most mass concentrated in a central nucleus, countering this model. Niels Bohr improved this model based on quantum concepts in order to justify atomic spectra. It developed through wave Research Methods and Statistical Techniques MATS Centre for Distance and Online Education, MATS University 88 mechanics, quantum electrodynamics, and the Standard Model of particle physics, each turn of the spiral integrating earlier discoveries into a more elaborate and far-reaching comprehension. Individual scientific theory development shows the same spiral pattern. Antoine van Leeuwenhoek’s early glimpses of microscopic organisms in the 17th century laid the groundwork, but a connection between microorganisms and disease remained unproven. In the mid-1800s, Ignaz Semmelweis found that hand washing lowered the rate of childbed fever among postpartum women seen in obstetrical wards, proving with data the notion of transmission of disease, but not explaining it theoretically. Experiments with swan-necked flasks by Louis Pasteur proved that microorganisms did not come spontaneously to life but rather from other microorganisms, and he established associations between particular microbes and some changes in substances that we now understand to be chemical changes. Through systematic studies, Robert Koch defined rigorous criteria (Koch's postulates) for establishing causative relationships between microbes and disease. Each investigator drew on what others had done before but also

brought something new, gradually building each others' understanding, steadily enriching theoretical constructs and how they might be operationalised in medicine and public health. The

theory of plate tectonics illustrates how this scientific spiral can undergo lengthy periods of evidence accumulation followed by paradigm rethinking. In 1912, Alfred Wegener introduced the theory of continental drift, which he based on observations of matching coastlines, the presence of similar fossils and geological features on widely separated continents, and evidence indicating ancient tropical conditions existed where modern polar regions are located. His ideas were dismissed by sceptics who said there was no plausible mechanism for continents to move. Decades later, advancements in technology allowed scientists to produce seafloor maps that revealed mid-ocean ridges, magnetic striping of oceanic crust, and deep oceanic trenches. These observations, along with studies of paleomagnetism and seismic activity, contributed to the establishment of plate tectonic theory, a new theory for the movement of the continents in the 1960s that explained continental movement through seafloor spreading and subduction. This case exemplifies an oft-cited quirk of scientific understanding, wherein scientific progress is sometimes not a straight line but Research Methods MATS Centre for Distance and Online Education, MATS University 89 more of a cycle of observation and hypothesis generation, evidence accumulation, theoretical development, and eventual paradigmatic shift, all of which is encapsulated in the spiral model. Another instructive case is suggested by the development of evolutionary theory. Although ideas about evolution existed prior to Charles Darwin, his detailed theory of natural selection marked a significant change in the scientific spiral, uniting vast observational evidence with mechanisms to explain it. Later discoveries both contradicted and filled in behind Darwin's model. The teachings of Mendel seemed to contradict the gradual change proposed by Darwin but was unified into more progressive constitutive theory with the Modern Synthesis of the early twentieth century. Molecular biology subsequently brought DNA-level evidence of evolutionary processes, and, more recently, developmental biology has demonstrated that genetic regulatory mechanisms shape evolutionary paths. The stages have progressed by refinement upon previous understandings and added another layer, starting with Darwin's pursuit of selective pressures to genetic mechanisms, then onto molecular processes, developmental constraints and ecological interactions. The formulation and refutation of scientific theories in climate science exemplifies the spiral model in modern-day research. The idea of the atmospheric greenhouse effect is attributed to Joseph Fourier in the 1820s, while Santé Arrhenius made calculations in 1896 about how changing carbon dioxide levels might impact surface temperatures. During the 20th century, scientists developed more sophisticated ways to measure current and past atmospheric composition and temperatures, and as computer modelling capabilities improved, so too did the ability to make predictions. Every lap of that spiral has brought us new techniques of observation (satellite measurements, ice core sampling, tree ring analysis), clarified theoretical understandings of climate feedback mechanisms, and advanced computational methods. The field iterates as expected, each cycle of research focusing climate in ways that make it more precise, broader or

more nuanced. These historical examples illustrate how scientific progress is made in spiral processes (not linear trajectories). Each case demonstrates to researchers a return, time and again, to foundational questions even as newer, deeper levels of understanding progress. They show how anomalies prompt investigation, how technological innovations allow Research Methods and Statistical Techniques MATS Centre for Distance and Online Education, MATS University 90 for new forms of observations, how theoretical frameworks are revised to account for new

evidence, and how scientific communities work to collectively refine understanding over the long haul. Implications for Science Education and Textbook If science is a spiral process rather than a linear one, then the implications are huge for how science should be taught and how it should be practiced professionally. Teaching and research as interwoven entities provide a closer approximation to the reality of the science we do, and could serve to provide both better education, and better research as a result. Crossroads: The Spiral Model in Science Education: The spiral model presents many advantages over linear presentations in science education. This is much closer to how scientific work actually operates, providing students with a realistic perspective on how science actually works. This authenticity may increase student engagement because it conveys a notion of science as an evolving creative endeavour rather than an established process. The spiral conception also gives an improved fit with the constructivist view of learning, in which, as for scientists, students develop knowledge incrementally by confronting ideas repeatedly at successively sophisticated levels. In contrast, educational practices aligned with the spiral model would focus on iterative investigation instead of one-off experiments. Students could encounter phenomena multiple times, generating increasingly sophisticated explanations as their conceptual understanding matures. This approach is consistent with research suggesting that effective science learning requires multiple exposures to core concepts in varied contexts and applications. The spiral model enables inquiry-based pedagogies that allow students to formulate their own questions and investigations that more accurately reflect authentic scientific processes than do highly-structured laboratory exercises. The spiral visualization offers some logistical advantages for bioinformaticists. It validates the iterative course of true investigation, recognizing that science tends to backtrack, change course and take surprising turns. Research Methods MATS Centre for Distance and Online Education, MATS University 91 particular studies play in broader scientific conversations over time. Such a framing may encourage both scientists and the public to cultivate more realistic ideas about scientific claims, understanding them as provisional yet evidence-based. Such communication could mitigate both inappropriate dismissal of well-supported findings, and uncritical acceptance of preliminary results. For science policy, the spiral model implies investment strategies that support multiple avenues for answering scientific questions, as opposed to narrowly targeted efforts. As ecological resilience depends on biodiversity, scientific advance requires multiple investigative approaches to remain adaptive in response to unexpected results or theoretical challenges. Policy frameworks in adherence with the spiral model would be structured to divide funding between established research programs and exploratory investigations that could generate new turns of the scientific

research programs and exploratory investigations that could generate new turns of the scientific spiral. Philosophical Implications of the Martian Spiral Thus, the spiral model of scientific methods might be related to larger philosophical conversations regarding the nature of scientific knowledge and progress. These philosophical dimensions help clarify the virtues and defects of science as a knowledge-generating enterprise. The spiral conception is consistent with Thomas Kuhn's influential analysis of scientific revolutions, but avoids some of its more relativistic implications. Kuhn characterized scientific advancement as periodic "normal science" laps in established paradigms, interspersed with revolutionary shifts to new cognitive models. The spiral model allows for both incremental movement within paradigms (successive turns within a section of the spiral) and also for more radical shifts in theoretical orientation (transitions from one plane or section of

the spiral to another). What is notable about the spiral model, familiar from evolutionary biology, as opposed to some strong variants of Kuhn that stress incommensurability between paradigms, is both continuity and change new theoretical frameworks almost invariably preserve insights from earlier approaches even as they reconfigure them in terms of more comprehensive or precise understanding. The spiral also ties to Karl Popper's emphasis on falsification in the scientific method. According to Popper, scientific theories cannot be conclusively proven but are subject to falsification through Research Methods and Statistical Techniques MATS Centre for Distance and Online Education, MATS University 92 empirical testing. Such a view aligns with the provisional, self-correcting nature of knowledge inherent in the spiral, with each revolution of the spiral both dumping previous understandings and establishing new observations or experiments that may question past knowledge. The spiral formation does not deny that the path of science is not as a sequence of bad hypotheses which get left by the wayside, but rather a progression to better explanations, as scientists try to sweep in both old knowledge and new data. The idea of research programs proposed by Mirelegatos is another philosophical perspective on a spiral model. Lakatos characterized scientific fields as structured around core theoretical commitments (the "hard core") surrounded by auxiliary hypotheses that can be adjusted to account for problematic evidence (the "protective belt"). The spiral model in the same way acknowledges that scientific progress is frequently one of modifying secondary aspects while maintaining some fundamental intuition in the popular ideas. The spiral illustrates how research programs are continuously honed over time (keeping the productive central ideas) and modifications are made to elements away from the centre to resolve anomalies or revise them according to new findings. The spiral model also invokes philosophical issues about scientific realism whether theories describe reality or merely offer useful predictive tools. Taking all of this into account, the whorl of the spiral indicates a progressively approximate method of engaging with the material reality we encounter, which is compatible with the realist view of science that exposes authentic properties of the world. Instead, it gives weight to the jargon of the second level of the spiral that emphasizes that what is proposed in science is never final or absolute, that even a successful theory is always only approximate, and therefore subject to future engraftment or recontextualisation. That balanced position is analogous to what philosophers sometimes refer to as "critical realism" the belief that science generates

to what philosophers sometimes refer to as "critical realism" – the belief that science generates increasingly reliable knowledge of reality while recognizing the conceptual and methodological constraints inherent in human inquiry. The issues of unity and plurality discussed in science also link into the spiral model. Philosophers differ on the extent to which scientific disciplines are to be unified e.g. that the unifying principle is physics or a more fundamental Research Methods MATS Centre for Distance and Online Education, MATS University 93 level of explanation. Others stress the irreducible diversity of scientific methods and explanatory frameworks in different domains. This allows the spiral model to accommodate both perspectives and demonstrate how heterogeneous scientific approaches can maintain their own particular methodologies while contributing to coherent, inter-related knowledge. Or it could be a spiral that bifurcates, creating many parallel pathways in science disciplines or methodological approaches that progress according to their own internal logic but remain connected to other branches of research via its empirical constraints and the occasional cross-seeding of ideas. Feminist and postcolonial philosophies of science have demonstrated how social factors including gender, cultural, and

political dimensions shape scientific practice and produce knowledge. These views draw attention to the fact that science does not exist in a historical and social vacuum, and this in turn impacts what questions are asked, what methods are chosen and what theories are developed. However, the spiral model takes into account these insights and acknowledges that multiple factors, not solely empirical and theoretical, drive a successful scientific paradigm, including social/cultural influences. It recognises that the course of the scientific spiral is shaped by social priorities and perspectives, but also remains accountable to empirical evidence. Pragmatist philosophies of science, linked to figures such as John Dewey and Charles Sanders Peirce, stressed the practical aspects of scientific investigation and its continuity with everyday problem solving. This pragmatic orientation may be something that the spiral model can reinforce, as it emphasizes how scientific knowledge evolves through active investigations of tangible problems and phenomena as opposed to just abstract epistemological reasoning. It depicts science as an active process based in human practices, not as an unchanging stockpile of established facts or purely a logical system. Scientific Methods: Challenges and Limitations While the spiral model is more closely aligned with scientific inquiry than linear models, it also aims at better understanding difficulties and limitations of scientific methods. Recognizing these limitations helps foster more realistic expectations of both what science can do and what science should be Research Methods and Statistical Techniques MATS Centre for Distance and Online Education, MATS University 94 interpreted to mean. Cognitive biases are perennial problems in scientific work. Confirmation bias makes researchers see evidence confirming their pre-existing views, but ignore evidence against them. Anchoring effects lead to biased interpretation of ambiguous findings, while publication bias distorts the scientific literature toward positive results. There may be unconscious drives around research directions or interpretations due to social desirability and funding pressures. The scientific methodologies include various safeguards against these biases including blind review, replication requirements and methodological transparency but cannot eliminate human cognitive tendencies


requirements and methodological transparency, but cannot eliminate human cognitive limitations completely. The spiral model is a representation of the limitations but it also emphasizes how through the collective, iterative nature of scientific inquiry, individual biases can be overcome over time. Across disciplines, methodological limitations constrain scientific investigation. Messy, imperfect data is inevitable; measurement tools have built-in limitations of precision; experimental designs balance control with ecological validity; sample selection impacts generalizability; and statistical analyses balance the risk of false positive with false negative errors. These methodological limitations mean that scientific findings will always include uncertain elements that need interpretation rather than the furnishing of unmediated facts. The spiral model articulates this provisionality, emphasizing that scientific understanding is built by successive approximations rather than the immediate grasping of some decisive truth. There are some domains where the scientific investigation is especially tricky. Nonlinear systems that hash through many interacting variables—including climate systems, ecosystems, economies, and social phenomena—defy simple causal models. In contrast to laboratory sciences, phenomena that reward cannot be experimentally manipulated, and other investigative approaches are. The very large or very small scales far beyond direct human perception require specialized instrumentation and interpretation issues. Consciousness and qualia have first-person elements that are difficult to study via third-person scientific means. The spiral model incorporates these domain-specific challenges by

recognizing different methodological approaches, carefully balancing them while committing to empirical accountability across all fields. Social and Research Methods MATS Centre for Distance and Online Education, MATS University 95 ethical constraints rightfully restrict some levels of scientific inquiry, especially in the case of research that directly involves humans or animals. The ethical principles of respect for persons, beneficence, and justice provide the necessary boundaries around experimental designs and procedures. These methodological ideals can cause tensions with ethical concerns it may be impossible to conduct randomized controlled trials (RCTs) for some questions, so other approaches with their respective strengths and weaknesses are used instead. This ethical dimension is amenable to the spiral model, which asserts that scientific progress progresses appropriately within moral limits and not in decline of these moral limits. Under determination is a philosophical problem that fundamentally challenges the scientific method. This principle, described by the philosopher Willard Van Orman Quine and others, asserts that empirical evidence does not uniquely determine theoretical interpretation there are generally multiple theories that can explain the same set of observations. Scientists respond to this challenge with further criteria beyond predictive accuracy, like explanatory power, parsimony and coherence with accepted knowledge, but under determination is an irreducible aspect of scientific reasoning. The spiral model recognizes this limitation and illustrates how iterative investigation incrementally narrows the space of theoretically viable interpretations by accumulating constraints. In practical terms, disciplinary silos hampers scientific progress, as specialized terminology, methodological traditions, and publication venues can conduct barriers to communication across fields. This fragmentation can overlook relevant evidence or theoretical

insights that arise in adjacent disciplines, impeding the advancement of science. It emphasizes the relevance of disciplines being interconnected across layers of scientific connections even while understanding the challenges for the practitioners to retain their speciality in the field while having the bigger picture in mind as well. Resource constraints limit scientific investigation across disciplines. Funding limits dictate which questions get considered; computational power bounds the complexity of models developed; available time restricts longitudinal studies undertaken; and the limits of human cognition create boundaries regarding the degree of specialization contained in the literature that an individual can absorb. These material limitations mean that scientific progress will always be uneven across domains; based on material questions will receive disproportionate attention. The spiral model allows for those more pragmatic dimensions, and illustrates how scientific communities collectively investigate more questions than any one person or lab could explore. But, for all of that and other challenges and limitations, the scientific methods are still our most dependable ways for piecing together the natural world. Designed as a spiral, the model provides an illustration of scientific discovery that encapsulates the strengths and limitations of scientific endeavour by optimizing the process to build on earlier works, gradually refining and honing understanding, even as each individual work or approach is limited in its breadth of inquiry. The spiral model of scientific methods is a more realistic and subtle model than the linear models used in textbooks. That is, this model helps clarify how scientific knowledge progresses through cycles of observation, creation of plausible hypotheses, testing and refinement of those hypotheses and development of theory, as both a process of iteration and of cumulative depth of

understanding. Every turn of the spiral, we come back to basic processes and find new levels of understanding. This conceptualization is a more accurate representation of how science actually works in practice across disciplines, allowing for the messy nature of research, with its backtracking, serendipitous findings and adjustments to theories. It paints a picture of science as a Creative, fluid enterprise — an eternal dialogue between theory and evidence that produces progressively trustable knowledge while being amenable to change. The spiral model also recognizes multiple motivations of scientific progress: anomalies, technological practicalities, theoretical advances, practical troubles, and socio-political considerations. This 'spiral of science' understanding has wide ranging implications for education, profession, institutional structures, and public communication etc. It intimates pedagogical strategies that honour iterative investigation and concept development; research methodologies that balance continuity with disruption; evaluative engines that acknowledge contributions to cumulative knowledge; Research Methods

MATS Centre for Distance and Online Education, MATS University



97 and communication conventions that respect both the force and the tentativeness of scientific assertions. This perspective can help students create navigating the complexities of their work and can help public audiences develop reasonable expectations about scientific knowledge. The spiral model also raises the more general philosophical aspects, such as the question about the nature of scientific progress, the nature of realism, the kind of method that has to be used and the nature of the relationship between science and society. It gives a well-rounded account of these topics, recognizing the ways in which scientific knowledge is a great good, while attending also to its shortcomings. The model of science called RTM show also help to shed light on challenges in achieving gold-standard epistemic standards such as cognitive biases, methodological constraints, and ethical boundaries yet help cultivate realistic appreciation of scientific capabilities while still affirming the remarkable reliability of scientific methods for generating knowledge about the natural world. The spiral conception of scientific methods makes it an excellent orientalise upon why we are dealing with multitudes of global challenges requiring scientific understandings (such as climate change, and emerging diseases) throughout technological innovated, and sustainable development. It reminds that scientific progress requires both disciplined use of established procedures and receptivity to new ones; a respect for the knowledge gained already and readiness to change conclusions based on new evidence; both specialist skills and interdisciplinary cooperation. If we adopt this gradual spiral vision of scientific inquiry, it is better for harnessing the tremendous power of science while holding a healthy humility with regard to its limitations.

Research Methods and Statistical Techniques MATS Centre for Distance and Online Education, MATS University 98 UNIT 6 THE DELPHI METHOD OF RESEARCH Delphi method

The Delphi method (Delphi study) is a way of organizing a structured communication technique originally developed as a systematic, interactive forecasting method which relies on a panel of experts. Named after the ancient Greek oracle at Delphi, the technique was created in the 1950s by the RAND Corporation for technological forecasting. It has since been widely adopted and applied in numerous domains including business, education, healthcare, policy-making, and social sciences. The approach aims for statistical consensus about real knowledge of actual knowledge, as requested of experts on some topic areas, over multiple questionnaires separated by controlled reproaches of opinion. Brainstorming is a technique that seeks solitary input from a group of experts and does not accommodate face-to-face debate, thus controlling the biases introduced by strong personalities or group pressure. Historical Development The Delphi method originated during the Cold War at a time when the United States was keen to assess how emerging technology would impact the art of war. In 1944, Gen. Henry H. Arnold directed the preparation of a report for the U.S. Army Air Corps on future technological capabilities that could be of importance to the military. Various approaches were attempted, but like all traditional forecasting methods, they had inherent weaknesses, such as the fact that the views of the loudest participant may drown out the soundest position, which led to the formulation of the so-called Delphi method. The name "Delphi" was originally suggested by Kaplan, an associate professor at UCLA and philosopher, in reference to the ancient Greek place of the Delphic Oracle because the method involved making predictions about the future. In its early time, Project Delphi, also known as

experimental Delphi study (Cooper, 1981), was being conducted by Norman Daley and Olaf Helmet at the RAND Corporation in the early 1950s. The aim of the study was to arrive at the best

consensus on the part of a group of experts regarding Soviet strategic targeting of U.S. industrial systems and the requisite number of atomic bombs needed to lower munitions production to a specified level. The Delphi Research Methods MATS Centre for Distance and Online Education, MATS University 99 method's first widespread, non-military application occurred in the field of technological forecasting in the 1960s under the leadership of Theodore Gordon and Olaf Helmet. The method has grown in popularity since then and adapted to several applications across many disciplines. Essential Features and Guidelines Anonymity of participants is a decisive feature of the Delphi method. Since they do not meet in person, members cannot determine the specific source of any specific opinion. This opens up space for a diverse range of opinions to be expressed, without some participants' authority or personality eclipsing others. It further prevents the bandwagon effect or halo effect, where the individuals may shift their viewpoint to fit with the consensus. One more major feature is iteration. Experts can then further re-calibrate their views based on the progress across multiple rounds of questioning. Between rounds, a facilitator gives an anonymous overview of the experts' estimates from the prior round as well as the reasoning that accompanied their judgments. This way, participants are encouraged to adjust their initial responses based on the responses of other members of their panel. The theory is that as you're doing this the spread of the answers will contract, and the group will converge on the "correct" answer. Another important component of the Delphi method is controlled feedback. After each round, the facilitator gathers, edits and returns to the experts a digest of all responses. That enables participants to discuss their own forecasts, others' responses, and the performance of the panel overall. It also allows them to clarify or revise their views. Group response statistical aggregation is a function which can be used for the statistical analysis and presentation of the data. In fact, after the last round we normally display the results as medians and interquartiles. Another Delphi principle is the methodologically systematic process of refining the input until consensus is reached. until a certain level of consensus is reached (or no new ideas can be presented). That usually takes three or four rounds, but the number can vary depending on complexity and diversity. Research Methods and Statistical Techniques MATS Centre for Distance and Online Education, MATS University 100 Methodological Process The Delphi method typically involves a series of steps: 1. Problem Identification: Define the research problem or issue that requires the input of experts. This step entails defining the goals of the Delphi study and identifying the specific questions or topics that will be addressed by the expert panel. If the initial problem statement is sufficiently defined, this will ensure that the following rounds of the Delphi process stay relevant and produces significant results. 2. Selection of Experts: This step involves identifying and recruiting a panel of experts working in the domain and those with an expert knowledge base. Scientists are usually selected based on their expertise, willingness to participate, and availability for the length of the Delphi process. The panel size can vary, but

generally falls between 10 and 30 experts, although larger panels may be employed for more complex issues. Panel diversity (background, perspective, and expertise) is often considered to ensure a thorough review of the issue. 3. Stakeholders Development: The facilitator drafts a questionnaire consisting of questions that will help identify the problem statement. They are generally in open format, so that experts may give all their opinions as much as possible around the phenomenon to be studied. The questionnaire must be direct and precise and relevant to the

26

research problem in order to capture actionable intelligence from the experts. 4. Q1: Series of Initial Responses: The questionnaire is sent to each of the panel members who respond anonymously. If an expert takes a stand on an issue, they are encouraged to elaborate and explain their reasoning. The facilitator gathers and analyzes the responses to identify commonalities, issues of agreement, and disagreement. These results are then condensed to provide the basis for the second-round questionnaire. 5. Next Rounds: A second set of data collection via questionnaire is created, usually containing closed and open-ended items, based on the analysis of the first round. This survey is circulated among the same panel of experts, who are then asked to rethink their previous answers based on the aggregate feedback. They might revise their answers or add more justification for their stances. The feedback option and the revision proceeds for several rounds (usually three to four) until a pres or diverging consensus is reached, or the response stabilizes, showing that further rounds would no longer significantly change in its opinions. 7. Final Compilation and Analysis: After the last round, the facilitator gathers (consolidates, organizes/structures) and analyzes all input that has been collected during the sessions. This encompasses statistical analysis of quantitative data (such as ratings or rankings) and qualitative analysis of open-ended responses. The final report summarizes areas of agreement, disagreement, and rationale therefore. This may also include recommendations for action or further research on the expert consensus. Theoretical Underpinnings The Delphi method is rooted in a few different theoretical perspectives. Social psychology-wise, it pulls upon the "wisdom of crowds" idea, that combined independent determinations usually lead to superior decision-making than individual decisions alone. But the typical polling methodology does not include iterative feedback and reflection for refining opinions and moving towards a consensus, which is what the Delphi method does. This process is rooted in decision-making theory for groups recognizing that many brains is better than one, while understanding the perils of group dynamics including groupthink and hierarchy of the strongest personalities. Epistemologically, the Delphi method be understood as a mix of positivist and constructivist logic. On the one hand, it attempts to reach an "objective" consensus informed by expert knowledge, which manifests a positivist orientation. Conversely, it embraces the subjective aspect of expert opinions along with interpretation and dialogue in knowledge construction, consistent with constructivism. This methodological pluralism renders the Delphi method suitable for a range of research paradigms and contexts. The approach also embeds aspects of systems thinking by acknowledging the complex, intertwined nature of many of the issues it tackles. The Delphi method can help identify

complex intertwined nature of many of the issues it tackles. The Delphi method can help identify emergent patterns and relationships within complex Research Methods and Statistical Techniques MATS Centre for Distance and Online Education, MATS University 102 systems by eliciting expert opinions through ⁵ a series of rounds and giving experts an opportunity to reflect on the responses. This holistic view is important in working on complex problems across disciplinary limits. Types and Variations Various modified versions of the classical Delphi method have developed over the years to meet particular research needs and contexts. Also known as the Traditional Delphi, the Classical Delphi refers to the original iteration of the method that was developed by RAND Corporation. It is usually done in four rounds with multiple exchanges of questionnaires and feedback, until consensus is reached on a given subject. It is a highly structured process, closely

following the main principles of anonymity, iteration, controlled feedback, and statistical aggregation of the responses from the group. Murray Turnoff introduced, in the 1970s, the Policy Delphi, redistributing attention away from achieving consensus and toward the production of alternatives and arguments in support of those alternatives. This variation acknowledges that in complex policy questions, consensus might not be possible or even preferable. Instead, it seeks to highlight all relevant countervailing views and the best arguments for alternative policies. The Policy Delphi is especially appropriate when the policy in question will impact multiple stakeholders with competing interests. The Decision Delphi focuses more on decision making contexts. It usually consists of a group of experts that are allowed to take action and accountable for the outcome of the Delphi process. This account often adds steps for translating the expert consensus into decisions and implementation plans. The Decision Delphi is widely used in organisations in strategic planning and major investment decisions. A later innovation, the Real-time Delphi, uses digital technology to accelerate the traditional Delphi methods. In this billing, experts can read and react to each other's comments in real or near real time through a digital medium. The Real-time Delphi accelerates the time needed for this iterative process and in some cases can enhance interaction in real-time between participants, without sacrificing anonymity. This variation works especially well for urgent matters or where the geographic distribution of experts limits synchronous interaction. The Modified Delphi employs in-person meetings or Research Methods MATS Centre for Distance and Online Education, MATS University 103 workshops in between the regular anonymous questionnaire rounds. This hybrid seeks to blend the virtues of anonymity and organized feedback with those of direct conversation and interaction. Face-to-face parts of an online process usually take place at the very beginning of the process to establish common ground and the very end of the process to discuss the final outputs and what they mean. This used more when the research subject needs extensive investigation and understanding of the context. Applications in Various Fields As a result of its versatility, the Delphi method has been widely adopted in many areas. The approach is widely employed within the realm of healthcare for the development of clinical guidelines, formation of healthcare policies, assessment of medical technologies, and prediction of future healthcare trends. Examples include prioritising which clinical research to fund, identifying best patient practice, and reaching

prioritizing which clinical research to fund, identifying best patient practices, and reaching consensus on diagnostic criteria for complex medical conditions. In healthcare settings where evidence may be sparse, contradictory, or where ethical implications are at play, the Delphi method has been especially helpful in tailoring the judgment of a panel of experts. More generally across disciplines, the Delphi method has been widely used in areas like business and management, in activities such as strategic planning, market forecasting, risk assessment and product development. Organizations employ the technique to leverage swarm intelligence for recognizing emerging market opportunities, predicting competitive threats, and assessing possible business strategies. In human resources management, the Delphi method has been used to identify future workforce needs, develop competency frameworks, and create performance indicators. The systematic integration of expertise enables the method to address the multidimensionality and uncertainty that exists in the business landscape. Its applications in education include curriculum development, educational policy formulation, and teaching competencies identification. The method is used to set education priorities, identify critical areas of


learning, and design assessment standards. Delphi studies have been used in higher education to inform faculty development programs, strategic planning at the institutional level, and standards for accreditation. The importance placed on Research Methods and Statistical Techniques MATS Centre for Distance and Online Education, MATS University 104 stakeholder engagement and evidence-informed practice within the educational sector makes the collaborative nature of the Delphi method a good fit. Within public policy and governance, the Delphi method has been used for policy formulation, development of regulation, and planning of public services. Tools of the method have been applied by government agencies and international organizations to address complex societal challenges like climate change adaptation, public health emergency preparedness, and technological regulation. Because the Delphi method allows for the incorporation of a wide range of perspectives while also minimizing the effects of power differentials, it is especially useful in controversial policy domains where various stakeholders may hold conflicting interests. The Delphi method has become a mainstay of the technology sector for technology forecasting, product roadmap development, and rules containers setting. It has been used to forecast breakthroughs in technology, estimate market adoption rates, and assess potential effects on society from emerging technologies. Specifically, Delphi studies have been used within information technology to contribute to cyber security frameworks, software development methodologies, and digital ethics guidelines. The iterative characteristic of the method allows for continuous improvement of predictions, particularly in fast-evolving technological contexts. The Delphi method has also served researchers from environmental management and sustainability. Applied examples include environmental risk assessment, setting conservation priorities, and planning for sustainable development. It has been applied to identify indicators for environmental monitoring, set thresholds for ecosystem valuation and adaptation strategies to impacts of climate change. What is the Delphi method Integrates scientific expertise and local knowledge to facilitate complex environmental problems that occur on multiple scales

and across different domains. Advantages and Strengths The Delphi method is one of the most significant processes of collective wisdom, gaining insight without the disadvantages of traditional group judgment. By preserving the anonymity of participants, the technique minimizes the impact of dominant personalities, status differentials, and conformity pressures that are commonly present in in-person group settings. This sort of alchemy means that a sense of honesty in terms of opinion is enabled, whilst children of all ages feel encouraged to contribute irrespective of their feelings about status or power. The result can be both a wider array of perspectives and a deeper evaluation of even competing views. By using the structured iteration process of the Delphi method, experts' opinions can be sophisticated over time. As students respond to multiple written comments and others' posts, they reflect on their original evaluations, contemplate new information and perspectives offered by others, and change their position as needed. The iterative nature of this process usually produces better thought-out and well-reasoned results than either single-question surveys or one-time group discussions. The evolution of responses from round to round is also informative, in terms of the way and reasons for experts to alter their views when considering a range of perspectives. Additionally, the flexibility of the approach to different research contexts and questions is a critical advantage of the method. The Delphi method can be adapted

to address issues that range from highly technical forecasting to value-laden decision making. It can include qualitative and quantitative data, enabling researchers to obtain both numerical estimates and rich contextual descriptions. The method can be upscale to cover varying panel sizes and adapted to cater to specific research goals, resource limitations and time constraints. This versatility has helped cement the method's lasting popularity across disciplines. The approach developed by Delphi method would function well with uncertainty, complexity, and scant empirical evidence. The systematic aggregation of expert judgments often provides the best guidance we have when there is no historical data, when problems are multi-disciplinary or when future developments are highly uncertain. It is especially useful for dealing with "wicked problems" that can be defined in different ways with no definitive statement of the problem or its solution, as it can offer insight into the things that matter most, moves that might be taken, and perspectives on which everyone could agree even if we cannot achieve total agreement. Logistically, the Delphi method has a number of virtues. Due to the asynchronous nature of the process, participants do not need to be physically present or available at the same time, allowing inclusion of geographically dispersed experts who may not otherwise be able to participate. With the addition of digital communication tools, this feature has become even more beneficial, as it takes the process to an entirely new level. Furthermore, the emphasis on documentation within the process of the Delphi method establishes a visible record of the process that led to consensus, or elaborated on where continued disagreement exists, which is critical for ensuring transparency and credibility to the end results. Limitations and Criticisms The Delphi

method has a number of benefits, but there have also been criticisms and limitations. A basic objection is about how to define and select “experts. Results quality is strongly driven by the skills and diversity of the panel members; however, there are no well-accepted criteria for what defines an expert, or what mixture constitutes an adequately balanced panel. In other words, selection bias can occur if some perspectives or knowledge domains are overrepresented and others underrepresented. Self-selection bias may arise further because participation is voluntary, resulting in the exclusion of some qualified experts if they feel they do not have the time or the interest to contribute. The Delphi approach emphasizes the need for group consensus, which has made this method susceptible to criticism as it can prompt artificial convergence that is not true consensus. This may be especially the case if there is implicit or explicit pressure to have a consensus: the participants change their answers not because of a well thought through reconsideration. If you do this, however, you may also find yourself trying to average out rather than illuminate differences in opinion a phenomenon sometimes termed “regression to the mean” and yielding painfully dull and generic middle-of-the-road positions with little insight or practical applicability. Critics say that in some cases, noticing and understanding instances of persistent disagreement might be more productive than trying to force consensus. These methodological concerns address issues of reliability, validity and reproducibility. Also, the Delphi technique can vary greatly depending on how questions are asked, how feedback is given between rounds, and how data is combined and analyzed. With respect to these dimensions, without any standard procedures, different research workers applying the Delphi method to the same topic may obtain different results. The process is at times iterative, which may mean the potential for researcher

bias in how feedback is Research Methods MATS Centre for Distance and Online Education,
MATS University



107 summarized and presented to participants in subsequent rounds. There is a practical limitation, and that is the time-consuming nature of the traditional Delphi method. This prolongs the multiple rounds of questionnaires and feedback over weeks or months, resulting in participant fatigue and dropout. High attrition between rounds can imperil the results' validity, especially when those who drop out have systematically different views from those who remain. Another limitation of the classical Delphi method is the lengthy process, which makes the traditional Delphi method less applicable to time-sensitive problems that require rapid decision-making; this limitation has been alleviated somewhat in newer variants like the Real-time Delphi. Philosophically, the Delphi method has been criticized for the epistemological assumptions on which it is based. It relies on the assumptions that experts can productively be aggregated to a common truth or solution and that any question can be usefully framed in that way — assumptions that reasonably could be challenged for at least some question types. In the case of highly subjective matters, normative matters, or genuinely new circumstances in which there is no relevant expertise, expert consensus becomes less valuable. Critics highlight, too, that the method's emphasis on codified knowledge could risk underestimating tacit knowledge, intuition and contextual understanding that might be more usefully articulated elsewhere in the research repertoire.

Best Practices Quality Considerations To help ensure the Delphi method is as effective as possible and that some common limitations of the method are addressed during implementation, researchers have identified a set of best practices. Panel composition is of paramount importance to the success of Delphi methods. Researchers need to set explicit criteria on what relevant expertise means given the particular research question and seek diversity in backgrounds, perspectives and domains of knowledge. The credibility of the results is strengthened by transparent reporting of how experts were identified, recruited, and selected. For multidisciplinary issues, balanced representation across relevant disciplines is even more important. Panel size matters also; larger panels provide more stable results, but also greater administrative burden and may Research Methods and Statistical Techniques MATS Centre for Distance and Online Education, MATS University 108 lower engagement. The design of the questionnaire is of major importance when forced a Delphi study. Questions must be clear and unambiguous and directly related to the research objectives. In the first round, open-ended questions are often best for drawing out the full spectrum of viewpoints without imposing the researchers' biases. However, in later rounds people can be presented with a limited number of structured questions formed from earlier responses which can guide them in reaching convergence, provided the questions do not lead or bias the participants. Pre-testing questionnaires with individuals similar to the prospective panel members can help identify and troubleshoot potential problems before the study is implemented. Feedback is essential in completing the iterative learning process of Delphi between rounds. Feedback must be thorough enough to communicate the range of opinions but still needs to be digestible and actionable for participants. Statistical summaries (e.g., medians, ranges, frequency distributions) and qualitative summaries of the key arguments and rationales should be included. The feedback in instances like these should be presented as neutral, without making it appear as though there's a "right" answer participants should come up with or a more "valid" perspective than

another. Researchers should plan for this engagement over the long term, as several techniques can inspire participation. Being clear about the objective of the project, time frame and level of

commitment expected at the beginning sets the right expectation from the start. Limiting the number of topics and keeping questionnaires relatively short help lessen the burden for participants. When managed well, personalized communication, timely responses to queries and regular updates can create a sense of connectedness crafted to offset time rather than influence responses. Documentation and reporting of Delphi processes should be transparent so the results are credible and useful. Researchers should provide detailed information about the panel characteristics (while preserving the anonymity of individuals), response rates for each round, analysis methods, and other methodological Choices. Reports should also clearly identify areas of agreement and ongoing disagreement, and should reflect both majority and minority views. The limitations of the study should be explicitly recognised. This transparency empowers readers Research Methods MATS Centre for Distance and Online Education, MATS University 109 to meaningfully interpret and apply the findings. However, researchers should also potentially incorporate validation strategies into their Delphi design. This could include employing different analytical methods to confirm the robustness of findings, triangulating results with other data sources, where possible, or performing post-implementation assessments following recommendations. Some researchers also add a final validation round where participants explicitly indicate how much they agree with the synthesized findings. Such validation efforts help ensure that the results are a true representation of the panel's collective wisdom and not artefacts of the process itself. Recent Innovations and Future Directions And recent advancements in technology have dramatically changed the way this method is performed and added additional uses for it. Digital platforms created specifically for Delphi studies now allow for more efficient administration, real-time collection of analysis data, and improved visualisation of results. They are also capable of preparing statistical summaries and graphical representations of respondents responses automatically, decreasing the administrative burden at this stage of the research process and increasing iteration cycles. Some systems use artificial intelligence to read qualitative responses and spot emerging themes, but human interpretation is still critical to understanding subtle meanings. Tools providing remote collaboration have helped include panels of experts that are genuinely global, enhancing the sympathy of the voices involved. Another area of innovation is represented by the integration of the Delphi method with other research approaches. Designs that integrate Delphi studies with other methods such as surveys, interview, case studies or quantitative modelling are becoming more prevalent. Systematic literature reviews to inform question development or focus groups to explore implications in practice may precede or follow a Delphi study respectively. Other researchers have used hybrid approaches combining aspects of the Delphi method with various group approaches like nominal group technique or scenario planning. These combined designs tend to deliver broader insights than any single approach by itself. The relevance of the Delphi method continues to grow, as its Research Methods and

Statistical Techniques MATS Centre for Distance and Online Education, MATS University 110 applications to new domains and emerging challenges multiply. Delphi studies have been applied in the domain of artificial intelligence governance to create ethical frameworks, risk assessment protocols, and governance guidelines. For example, since the method can bring together knowledge from many disciplines and regions, it has been useful for tackling global challenges such as climate change, pandemic preparedness and sustainable development. This is particularly

relevant as complex socio-technical systems continue to develop at a fast pace, and the structured, but adaptable methodology of Delphi lends itself to addressing uncertainties and discovering robust paths forward. There are also ongoing conceptual and methodological refinements to the Delphi method itself. Others have proposed more nuanced methods for modelling and visualizing consensus, incorporating diverse forms of heterogeneity in agreement and disagreement that are beyond simple measures of central tendency. Figure: 2.5 Recent Innovations and Future Directions And others have attempted to identify means to better aggregate the differing levels of expertise among the panel members, such as confidence-weighted aggregation of responses. Further, adaptations to increase inclusivity and accessibility have also been suggested, with the method becoming more culturally adaptable and able to include a diversity of participants with different abilities and ways of communicating. When peering into the future, Research Methods MATS Centre for Distance and Online Education, MATS University 111 the evolution of the method rated many of these concerns while also expanding the utility of the method. The evolution of different types of Delphi (Policy Delphi, Real-time Delphi, etc.) show how a particular approach can be adapted to achieve various objectives while keeping its basic organization. Given that many of the challenges societies face are increasingly complex and cross-disciplinary, organizational and geographical divides, the importance of methodologies that systematically combine different types of expertise is easier to see. As this SMS is using the Delphi method, which is based on iterative process with structured communication and offers the advantage of discovering and using experts knowledge, generating reaction from experts on the process to reach an agreement and consider their insights to base better decision. The Delphi method stands as a unique and valuable form of collective sense-making, both on its own, and alongside other research methodologies, in our increasingly complex world. The Delphi method may well continue to evolve, however, as technology, conceptions of expertise, and societal problems continue to shift. Digital platforms, artificial intelligence, and increasing visualization capabilities will disburden implementation and widen analytical opportunities further. These may include hybrid approaches, which derive from a combination of the Delphi method and other techniques that will constitute more complete analysis frameworks for dealing with more complex problems. While the practice of the method will evolve as it is applied to novel contexts and the expertise of groups will unfurl to include new kinds of knowledge, the underlying principle that a structured aggregation of independent judgments produces insights that frequently surpass those derived from any single expert will inspire its implementation and advance its evolution. In an age of information overload and uncertainty about the future, the Delphi method provides systematic

of information overload and uncertainty about the future, the Delphi method provides systematic guidelines to distil the wisdom of the crowd that should be valuable for any researcher. This observation lends both practical utility for decision-makers as well as philosophical insights into the nature of expertise and collective knowledge systems as it continues to evolve and adapt to new challenges. Research Methods Research Methods and Statistical Techniques MATS Centre for Distance and Online Education, MATS University 112 SELF-ASSESSMENT QUESTIONS Multiple Choice Questions (MCQs): 1. Which research method focuses on past events to understand present issues? a) Experimental Research b) Historical Research c) Descriptive Research d) Case Study 2. Descriptive research is best used to: a) Determine cause and effect relationships b) Study relationships between variables c) Describe characteristics or functions of a population or

phenomenon d) Test hypotheses 3. The Survey method of research is useful for: a) Collecting data from a sample or population b) Analyzing past events c) Conducting experiments d) Collecting qualitative data 4. Experimental research aims to: a) Analyze relationships without manipulation b) Observe and describe phenomena c) Test cause and effect relationships by manipulating variables d) Study one specific case in detail 5. The Delphi method is primarily used for: a) Collecting survey data b) Gaining consensus from a panel of experts c) Analyzing historical data d) Conducting controlled experiments 6. Which of the following is NOT a feature of scientific methods? a) Systematic observation Research Methods MATS Centre for Distance and Online Education, MATS University 113 b) Randomization c) Personal bias d) Reliability 7. The spiral of scientific methods involves: a) Collecting data, analyzing it, and refining theories continuously b) Conducting surveys repeatedly c) Limiting the scope of research d) Focusing only on qualitative data 8. Historical research is often used in: a) Psychological studies b) Social science research c) Business trend analysis d) None of the above 9. The primary feature of case study research is: a) Examining a single case in-depth b) Surveying large populations c) Randomly assigning groups d) Conducting laboratory experiments 10. Scientific methods in research focus on: a) Bias and assumptions b) Testing theories through systematic, empirical methods c) General opinions d) Informal observations Short Questions: 1. What is historical research, and how is it applied in social sciences? 2. Explain the descriptive research method and its uses. 3. What is the survey method, and how does it help collect data from large groups? 4. How does experimental research differ from other research methods? Research Methods and Statistical Techniques MATS Centre for Distance and Online Education, MATS University 114 5. Define the Delphi method, and explain its use in decision-making. 6. Discuss the features of scientific methods in research. 7. How does the spiral of scientific methods enhance the research process? 8. What is the importance of case study research in qualitative analysis? 9. Compare Delphi method with survey research in terms of data collection. 10. How is the scientific method applied in everyday problem-solving? Long Questions: 1. Explain the historical research method and its role in understanding past events. 2. Discuss descriptive research and its application in the analysis of current phenomena. 3. What is the survey method, and how is it used to collect data in large-scale studies? 4. Compare and contrast experimental research and case study research. 5. Discuss the Delphi method and

contrast experimental research and case study research. 6. Discuss the Delphi method and explain how it is used to gather expert consensus. Research Methods MATS Centre for Distance and Online Education, MATS University 115 STRUCTURE UNIT 7 Meaning and Definition of research design UNIT 8 Types of Research design, Identification and Formulation of Problem UNIT 9 Hypothesis: concept, Definition, Need, Objectives and Types UNIT 10 Formulation Of Hypothesis And Hypothesis Testing To understand the concept of Research Design, its meaning, types, and formulation of the research problem. To explore the role of Hypothesis in research, including its definition, need, objectives, and types. To learn how to formulate and test hypotheses in the research process. To examine various methods of data collection used in research. UNIT 7 MEANING AND DEFINITION OF RESEARCH DESIGN Research design is contextually the entire plan for collecting, measuring, and analyzing data in the context of a study. This framework forms the basis of the research process surrounding the entire research process by facilitating researchers in addressing their research objectives successfully and efficiently. A good research design guarantees that the evidence the researchers obtain MODULE III RESEARCH DESIGN,

HYPOTHESIS, AND DATA COLLECTION OBJECTIVES MATS Centre for Distance and Online Education, MATS University 116 will help them address the research problem in a logical and as unambiguous manner as possible. The research design provides the framework for collecting and analyzing the data needed for research problem solving or answering research questions. It includes the general plan that connects the various elements of the study in a cohesive and logical manner, enabling it to respond to the research problem adequately. This encompasses particular techniques for gathering, measurement and data analysis. Research design is fundamentally important as it outlines the structure and strategy of research, enabling researchers to minimize errors and maximize validity and reliability of the findings. A well-controlled research design allows researchers to control factors that might otherwise compromise result validity. It defines the scope of inquiry, outlining the kind of data to be captured, methods to be used, ways to interpret the results and implications of findings. Research design is not the same as research methodology, but the terms are often confused. Research methodology deals with the general principles that guide research practices whereas research design is the detailed plan that specifies the methods and procedures for collecting and analyzing the required data. At its core, a research design serves as the glue that holds the research project together, articulating how all central components of the research project samples or groups; measures; treatments or programs; and methods cohere to get at the central research questions. Different research issues require different design (approach) and selection of a proper design can vary from case to case; it may also depend on factors such as the type of research question to be answered, the surrounding conditions such as available resources, the audience, and the approach the researcher is most comfortable with, among others. This alignment is important so that the study is conducted in a manner that is corroborative to the research objectives. The research can take many different designs, experimental designs (the used one for establishing cause- effect relationships), observational designs (the one while we proposed the effect and described the phenomena that was not

designs (the one where the proposed are either and observed the phenomena that was not manipulated), and the mixed- method one (the one that contained both the quantitative and qualitative methods). Each of which is designed to meet different research objectives and contexts. In experimental designs, Research Design, Hypothesis, And Data Collection MATS Centre for Distance and Online Education, MATS University

117 Figure: 3.1 Meaning and Definition of Research Design researchers manipulate one or more independent variables and examine their effect over the dependent variables. Such designs are especially useful for establishing a causal link and hypothesis testing. Experimental designs are characterized by control of extraneous variables, enhancing internal validity. However, in doing so, they may trade-off external validity, as controlled settings may not be fully representative of real-world contexts. Observational or non-experimental designs, in contrast, involve observing phenomena under natural conditions, without researcher intervention. Such designs are especially valuable when experimental manipulation cannot be performed or is unethical. Observational studies can be broken down into descriptive and correlation research; descriptive research seeks to accurately describe phenomena, while correlation research examines relationships between variables without implying causation. Qualitative research designs emphasize exploring phenomena within their natural context, striving to help us to interpret the significance that individuals attribute to them. Research Methods and Statistical Techniques MATS Centre for Distance and Online Education, MATS University 118 These designs are especially valuable in exploratory research situations, when little is known about the topic, and when addressing complex social phenomena. Qualitative designs are characterized by the use of interviews, focus groups and participant observation to gather rich, detailed data. Quantitative research designs correlate with numerical data being collected and analyzed. Designs such as this are particularly useful in hypothesis testing and establishing general trends across extensive populations (often applied in epidemiological studies). Methods of Quantitative Design (Surveys, Experiments, Statistical Analysis, etc.) Mixed-method designs can be a combination of both the qualitative designs and quantitative designs, which is to say the combination of the qualitative and quantitative designs together includes the advantage of both worlds to examine an investigation issue in a better light. Such designs are particularly useful for complex research questions that can be answered from different perspectives. Longitudinal facilitates studying change and time development. These designs are especially useful for examining trends in development over time, mechanisms of aging, and long-term consequences of interventions. But they are often resource-intensive and can experience participant attrition. On the other hand, cross-sectional designs involve gathering information from various subjects at a specific moment. These are more resource efficient than longitudinal designs but may not provide a temporal measure. However, they are especially useful for prevalence studies and studying associations between variables. Design: This was a cross-sectional case study. Their designs are especially informative for rare or atypical phenomena and to elicit detailed and rich descriptions. But results from case studies can't be generalized to bigger populations. For example, grounded data theory designs consist of theory generation through the systematic analysis of data. These designs are especially useful in a context when pre-existing theories do not adequately account for the phenomena we are studying. Grounded theory designs are characterized by iterative data collection and analysis, where data collection and analysis inform one another. Action research designs focus on researchers participating in whatever situation or process they are studying with the aim Research Design, Hypothesis, And Data Collection MATS Centre for Distance and Online Education, MATS

University 119 of producing change. Proposals on these designs are especially helpful for use in educational and organizational settings, with the goal of building capacity for better practice.

Common characteristics of action research designs that typically involve cycled planning, action, observation, and reflection. Ethnographic designs with a focus on understanding culture By immersing oneself in the culture you are interested in studying, you will have an insider's view of what is happening in that group and can produce the most accurate and relevant analysis of that body of people. For instance, these designs lend themselves well to the study of cultural phenomena or social interactions. Ethnographic designs require extended fieldwork and participant observation. Phenomenological designs seek to understand how individuals have lived with a particular phenomenon. They are valuable when focusing on subjective experiences and personal meanings. Law of phenomenological designs includes deep interviews and introspective analytical approaches. Developing a research design is a crucial aspect of conducting research as it impacts the quality and generalizability of the results. A good research design should specify clearly what the research problem is, what the research questions or problem/hypotheses are, how variables will be defined and their operational definitions, what the sampling strategy will be, how the data will be collected, how it will analysed and what ethical considerations are and what the limitations are. Research Design is the basis of the research problem It expresses what a researcher is looking to address or investigate. It should be mentioned that a research problem is clearly defined, and should be specific, significant, relevant, and theoretically or practically important. It shapes everything that comes after it in the research design, and helps the research maintain focus and purpose. The researcher ⁴ based on the research problem formulates research questions or research hypothesis which outlines what exactly he/she is going to study. Research questions are broad-based queries that steer explorative research, whereas hypotheses are testable claims that propose a relationship between two variables, which drive confirmatory research. Both should be clear and concise, and within the scope of the methods and resources available to you to answer. Variables are the things the researchers observe, measure, or manipulate in the study. Researchers manipulate or control independent variables, and researchers observe or Research Methods and Statistical Techniques MATS Centre for Distance and Online Education, MATS University 120 measure dependent variables to see if the independent variables have an effect. There are Confounder variables which have a relation with independent variable as well as dependent variable. In a strong research design, researchers must clearly identify these variables and how they will be operational zed. Operational definitions are Specifies how the variables will be measured or manipulated in the study They provide a way of putting doctrinal ideas into something tangible. Such clear operational definitions allow other researchers to replicate the research, and the findings to be compared across studies. The sampling strategy explains the method of how participants or cases will be selected for the study. It defines the target population, the sampling frame, sampling technique and sample size. A clearly defined and implemented sampling strategy helps to ensure that the sample is representative of a

population, which decreases sampling bias and increases external validity. Data collection methods describe how you will gather information from participants or cases. It might be surveys, interview, observation, experiment, documents reviews etc, or a mix of these. Although there is no definite answer to which method should be used, the choice of data collection methods should be based on research questions, nature of the variables and the nature of participants. Means you describe how you would analyze the data to extract insights/core findings. These might be

statistical analyses for quantitative data, thematic analyses for qualitative data, or mixed analyses for integrated data. Data analysis methods should be appropriate to the research questions, the composition of the data, and the study's theoretical model. Ethical considerations describe how the research will comply with ethical standards and safeguard the rights of participants. For example, these might include things such as ensuring informed consent, protection of confidentiality, minimizing harm, and respecting autonomy. Ethical considerations are important in the research process and this is discussed in this paper to ensure that researchers consider all avenues of ethical approaches. Gaps can help identify the areas that the research design did not sufficiently cover, while limitations recognize any restrictions and weaknesses of the research design. This may consist of methodological limitations, resource Research Design, Hypothesis, And Data Collection MATS Centre for Distance and Online Education, MATS University 121 constraints or potential biases. Identifying these limitations allows for greater transparency from the researcher in the interpretation of findings. Construct Validity: The extent to which a research design measures what it is supposed to measure; it would ultimately imply the extent to which the research findings would be generalized. Internal validity refers to the degree to which research design can eliminate alternative explanations for the findings, External validity relates to the generalizability of findings across different settings, people, or time. A good research design attempts to achieve an optimal internal and external validity balance, but the two are often in tension with one another. For example, reliability encompasses the stability and consistency of the research design. It has to do with the degree to which the research can be reproduced with similar results. Good research design involves measures (and procedures) that are repeatable and unbiased by random error. Feasibility of research design is about whether we could indeed carry out the research, given the resources, limitations. A practical research design is one that can be done given the funds available, the time available, and the expertise available. It recognizes the limitations of the real world and who it is making plans for. The research design's scientific rigor is a measure of the extent to which it honours the principles of good scientific practice. These include clarity, precision, systematicity, objectivity, and reliability. A rigorous research design is one that adheres to established scientific principles and standards, which ultimately lends more credibility and value to the findings. A research design flexibility is the capacity of a research design to adapt to contingencies or newly discovered insights. Some research designs especially experimental ones demand rigid adherence to pre-established protocols, while others especially qualitative ones allow adjustments to be made as research proceeds. The nature of the research and the philosophical assumptions underpinning it will dictate the appropriate level of flexibility.

philosophical assumptions underpinning it will dictate the appropriate level of flexibility.

Transparency in research design means how describe the process of research open and clear. A transparent research design reports fully on the research and gives a clear account of the rationale for design choices, details of procedures, and the handling of challenges or limitations. This transparency increases the Research Methods and Statistical Techniques MATS Centre for Distance and Online Education, MATS University 122 credibility of the research, and makes it possible for others to evaluate its quality and implications. Culturally sensitive research design is the design of the research that reflects an awareness and respect for cultural diversity and context. Conducting a culture sensitive research design is one than accepts cultural differences, avoids ethnocentrism, and ensures that research practices are appropriate and respectful of the

cultural context in which the research is carried out. Ecological validity of a research design refers to how well the conditions of research analogue to those in the real world. An ecologically valid research design constructs the conditions of the research site in a way that resembles the submission of findings to the contexts of their real-world applications, which increases the relevance of the findings. Cost-effectiveness of a research design indicates its potential to achieve research objectives with minimum resource investments. Cost effective research design—get the most value out of the research for its cost, being efficient with your time, money, and effort. A coherent research design includes a rationale/integration of its elements. In a coherent research design, the problem statement, type of data, and data analysis, etc match with each other and are part of one cohesive whole. A research design is original when the methodology itself is poor, when it adds something to methodology, which has not yet been done. Research Designs that are Original: they apply a new method, a new-point of view or a new combination that will enhance the research methods. Methodological soundness is more important than originality, though. A research design is practical or applicable if the design is able to be found and interpreted in the real world. A practical research design identifies relevant problems and yields findings that will help inform practice, policy, or future research. The aspect of the research process that deals with time is referred to as the temporal scope of a research design. Some studies are designed to examine phenomena at a single point in time (cross-sectional), some study phenomena at multiple time points (longitudinal), and some study phenomena that already occurred (retrospective). The suitable temporal scope depends on the research questions and the attributes of the phenomena examined. Research design or methodology is into consideration space or location while conducting research which you know as the spatial scope. Research Design, Hypothesis, And Data Collection MATS Centre for Distance and Online Education, MATS University 123 Some of them are within a setting, some compare between locations, while some study phenomena that cross locations. If the phenomena being studied are of a similar nature, then the spatial extent must depend on the research questions being asked and the phenomena being studied. The social scope of a research design refers to the units or levels social phenomena that a research design takes into account in a particular research process. Some research designs are concerned with individuals, some with groups or organizations, and some with societies or cultures. The

with individuals, some with groups or organizations, and some with societies or cultures. The appropriate scope of social units is conditional on the research questions and the nature of phenomena of interest. Research design is grounded in philosophical assumptions that reveal a researcher's lens or epistemology. Such assumptions shape every part of the research, from its design to the interpretation of the results. Common approaches include positivism, interpretive, critical theory and pragmatism which shape research design in different ways. Positivism believes that there is an objective reality that can be known through measurement and observation in a systematic way. Positivist research designs may focus on quantitative methods, control, and generalizability. They strive to test hypotheses, generate causal explanations, and derive universal laws or principles. The first interpretation, interpretive, assumes the reality to be socially constructed and that reality can be understood through the meanings which people associate with phenomena. Quantitative design is not made for interpretive research quality, so it is measuring quantities, not dimensions; so an interpretive research design is agent- and context-dependent. The goal is to examine subjective experiences, understand meanings, and create comprehensive

descriptions. Critical theory assumes that reality is determined by social, political, economic, cultural, ethnic, and gender values that have hardened over time. As critical research designs often strive for emancipator goals that unsettle power relations and encourage social change. They seek to challenge existing structures, highlight inequities, and encourage change. Pragmatism sees reality as whatever works in a given situation, and knowledge as action and reflection. Pragmatist designs often focus on combining different types of methods, practical applications, and multiple viewpoints. Research Methods and Statistical Techniques MATS Centre for Distance and Online Education, MATS University 124 They are intended to solve problems, inform practice, and produce workable solutions. Choosing the right research design is a tactical approach to leading the research process. It demands an in depth knowledge of the research problem, the setting of the research and the resources at hand. It also demands a fine-tuned understanding of the strengths and limitations of various types of research designs and the capacity to make measured trade-offs. The following should be kept in mind when choosing a research design.

4. The research problem The nature of the research problem is most important as it influences the type of design. They argue that exploratory problems can be served best through qualitative designs, while confirmatory problems can be served best through experimental designs. Design selection is also greatly influenced by research objectives. If the goal is to prove causation, an experimental design may be the best approach. If the goal is to gain insights into complex social phenomena, then a qualitative design may be more appropriate. If generalizability of findings to a population is the goal, a survey design makes sense. Another significant consideration is the state of existing knowledge in the domain. In some areas where little research has been done, exploratory designs may be the first step toward new discoveries. In many domains with a rich existing theory and evidence, more confirmatory designs can better evaluate specific hypotheses. Design selection is also affected by resource constraints. Experiments require more resources than observational studies. Longitudinal designs take time but cross-

require more resources than observational studies. Longitudinal designs take time, but cross-sectional designs can be carried out faster. What designs are feasible depends on availability of expertise, equipment, and access to participants. Design choice to be made with utmost ethical consideration. Due to ethical considerations regarding manipulation or random assignment, some research questions cannot be answered experimentally. Observational or qualitative designs may be more suitable in these types of cases. The audience of the research also affects the selection of design. Research aimed at academic audiences may need to follow more stringent designs, while research aimed at practitioners may place a higher value on ecological validity and practicality. The research design is shaped by technological innovation, philosophical understanding, and research practices. Digital methods are integrated into Research Design, Hypothesis, And Data Collection MATS Centre for Distance and Online Education, MATS University 125 research designs; global contexts are engaged; complex systems are addressed; and diverse perspectives converge on the same research problem. The advancement of digital technology has broadened the extent of research designs, allowing for previously inconceivable data collection, analysis and dissemination modes. Digital surveys allow for larger and more diverse samples, online experiments can connect participants across the globe, and big data analytics can expose massive amounts of information. They had brought along great opportunities but had also raised new challenges in the realm of data quality, privacy and ethics. An awareness

that research is a socially situated practice has resulted in more reflexive and inclusive research designs. Increasingly researchers claim their own positionality and the ways it plays out through the research process, make use of participatory approaches that involve research participants in decisions about design, and think through the social, ethical, and political implications of their research more broadly. These developments signal a shift away from the notion of research as neutral and objective and toward a more nuanced understanding of research as situated in social, cultural, and historical contexts. Social issues are complex, and the trend has been towards more integrated and systems-oriented designs. Researchers are increasingly aware of the limitations of studying isolated variables and developing designs that account for the interconnectedness of phenomena. Integrated designs, multi-scale studies and transdisciplinary projects increase in prevalence, showcasing a desire to understand systems within context. Research localization has contributed to more culturally sensitive and computational research designs. Researchers increasingly think about how cultural contexts influence research practices and findings, create designs that are applicable across cultures, and conduct comparative studies that look at the similarities and differences among them. The developments exemplify a departure of universalist assumptions towards a more contextualized understanding of research. Digital revolution opened the new horizons not only to the variations of research design but also research process. Digital tools allow researchers to collaborate across geographic borders, share research materials and results openly, and move towards more transparent and reproducible research practices. These shifts are challenging how research is socially organized and opening new avenues for collectively Research Methods and Statistical Techniques MATS Centre for Distance and Online Education.

MATS University 126 producing knowledge. Research practice will be influenced by scientific and technological advances, environmental changes, social problems, and methodological breakthroughs. Some of the emerging trends include where researchers are being increasingly expected to integrate artificial intelligence in their research processes, designs that are becoming more responsive and adaptive, and where there is a growing emphasis on research that deals with grand societal challenges. The potential of artificial intelligence for research design is vast, with applications ranging from automated data collection and analysis to modelling complex systems. The use of these technologies can enrich research, but they also pose challenges in terms of human judgment, the transparency of algorithms, and the ethical implications of AI-assisted research. Responsive and adaptive designs enable researchers to modify their approaches in light of new findings or evolving circumstances. In dynamic or unpredictable contexts, these designs are especially useful, as rigid protocols are not always practical or effective. The interest in responsive designs indicates a move away from the notion of controlled, linear research processes to a more fluid, iterative conceptualization of research. Just as the future of research is driven by grand societal challenges, such as climate change, inequality and public health crises, more impact-focused research designs are being developed as well. These designs focus on social relevance, stakeholder involvement, and actionable results. Research Design, Hypothesis, And Data Collection MATS Centre for Distance and Online Education, MATS University

127 UNIT 8 TYPES OF RESEARCH DESIGN, IDENTIFICATION AND FORMULATION OF

PROBLEM Research design can be defined as the skeleton of all scientific queries. It lays out a framework for understanding and interpreting findings, allowing for the communication and dissemination of new insights. The appropriateness of the chosen design can greatly affect the quality of the research findings. This is an extensive exploration of types of research design and a look at the often overlooked but important act of identifying and formulating the problem.

Understanding Research Design Research design is the blueprint for fulfilling research objectives and answering research questions. It is the basis for collecting, measuring, and analyzing data. It answers essential questions about research design: what type of data to collect, from whom, using what methods, and how to analyze the data once collected. The research design ensures that the evidence captured allows the researchers to answer the research problem as clearly as they can. It reduces the risk of making false causal assumptions based on data and assists in ascertaining the generalizability of results. The research design is an important connecting link between the research question and the execution of the research strategy. Types of research design Research designs can be divided broadly into qualitative, quantitative, and mixed methods approaches.

Within each category are many specific types of designs that are well-suited to a specific research context and question. **Quantitative Research Designs** Quantitative research designs focus on objective measurements and statistical analysis of data collected through polls, questionnaires or surveys. They collect quantifiable data and make broad statements about population samples to explain certain phenomena. **Research Methods and Statistical Techniques** MATS Centre for Distance and Online Education, MATS University 128 **Experimental Designs** These include manipulative designs used in experimental research to determine the cause from the effect. In this design, researchers randomly assign subjects to different conditions, take some action in the experimental group, and then compare the results to a control group that receives no intervention or a different intervention. The true experimental design is considered the gold standard in quantitative research. It has random assignment, control groups, and manipulation of the independent variable. This design affords strong evidence for causality: random assignment ensures that treatment and control groups are similar at baseline and reduces the likelihood that confounding variables will affect outcomes. These designs do not randomly assign participants into groups but do manipulate one or more variables. These are used in situations when random assignment is not practical or would be unethical. **Quasi-experimental designs** lack the causal power of true experiments, but provide useful insights with appropriate implementation and interpretation. **Characteristics of Pre-experimental designs** Types of pre-experimental designs include the absence of randomization and control groups. They comprise one-shot case studies, a one-group pretest-posttest design, and static group comparisons. These designs have weaker evidence for causality due to threats to internal validity but serve as exploratory studies or when more rigorous designs cannot be implemented. **Non-experimental Designs** And non-experimental designs the variable are not being manipulated, but rather analyzed in their natural state. These designs are especially relevant when experimental manipulations would be unethical, impractical, or infeasible. **Survey research** means gathering data for individuals through standardized

instruments. Surveys provide researchers with a means to collect large amounts of data from representative samples, so that they can make generalizations about populations. Cross-sectional

surveys measure the at one point in time but longitudinal surveys gather data from the same participants Research Design, Hypothesis, And Data Collection MATS Centre for Distance and Online Education, MATS University 129 over several time points. Correlation research it observes relationships between variables without manipulation although correlation studies can never prove causation (correlation does not equal causation) they do provide insight into relationships between variables and can guide future studies using experimentation. Ex post facto (causal-comparative) research explores cause-and-effect relationships by looking at present circumstances or states of affairs. Researchers compare two groups that differ on a key variable to identify possible causal factors. This type of design is especially helpful when it is difficult or impossible to manipulate variables for ethical or practical reasons. ³⁹ Qualitative Research Designs Qualitative research designs aim at exploring meanings, perspectives and experiences to understand phenomena. Such designs can be especially useful in studying complex social processes and culturally-grounded problems. Phenomenological Studies Phenomenological research is concerned with the lived experience of individuals, describing the essence of a given phenomenon for the group of people who live it. Researchers gather data via intensive interviews and code it for themes and patterns. This design is especially useful in the study of subjective experiences, emotions, and subjective perceptions. In heterophenomenological studies, researchers need to engage in epoch, or the bracketing of their preconceptions and biases, in order to empathically experience phenomena as they are subjected to the research participants. The aim is not generalizing the findings but providing in-depth descriptions that offer perspectives of the essence of experiences. Ethnographic Research Ethnographic research is about embedding into a culture to learn about behaviours, beliefs, and language relative to that culture. Researchers continually immerse themselves in the field, partaking in day-to-day activities while chronologically noting observations. There is the traditional ethnography, which describes and interprets cultural patterns, and then there Research Methods and Statistical Techniques MATS Centre for Distance and Online Education, MATS University 130 is critical ethnography that studies power dynamics and aims to contest inequalities. Auto ethnography is a qualitative research method that merges autobiography and ethnography to leverage the personal experiences of researchers as a means to study cultural phenomena. Grounded Theory Grounded theory is a general method of developing theories that are “grounded” in data that have been systematically collected and analysed. Instead of beginning with a hypothesis, researchers collect data first and let theoretical insights emerge through systematic coding procedures. Open coding (concepts); axial coding (connections of categories); selective coding (integrating categories); This iterative process goes on until saturation occurs—the moment at which additional data are no longer producing any new insights. Case Study Research We used a case study research that is the in-depth study of a phenomenon in its real-life context. This design is most helpful when the boundaries between phenomenon and

context are not immediately clear. A case study can be an individual, an organization, event, a program, or a community. Single-case studies study one case on a cross-referential basis and this type of study provides a detailed inquiry into a single case; whereas multiple-case studies are focused on examining a limited number of cases to identify similarities in context. Instrumental case studies provide insight into a broader phenomenon, whereas intrinsic case studies are interested in the particularities of a case. Explanatory sequential designs first collect and analyze

quantitative data and then conduct qualitative inquiry that explains quantitative findings. This design is particularly useful when new findings from quantitative studies need to be explored in depth. **Exploratory Sequential Design** The exploratory sequential design begins with qualitative exploration in order to refine or develop instruments, identify variables, or pose hypotheses that will be quantitatively examined. This is particularly relevant in investigating Research Design, Hypothesis, And Data Collection MATS Centre for Distance and Online Education, MATS University 131 phenomena about which there is limited knowledge, or in creating culturally valid measures. Embedded Design Embedded designs include two strands (qualitative or quantitative) in a primarily qualitative or quantitative study. If the primary strand is focused on addressing specific questions through conceptual design the secondary strand may offer something much different or more. Transformative Design Mixed methods designs that are transformative seek social justice, and in doing so they endeavour to confront power, inequity, and oppression. They are grounded in transformative frameworks (e.g., feminist, critical race theory) and engage community members in all aspects of the research process. Multiphase Design Multiphase designs are a professional series of projects in time, each reflecting the results of preceding ones concerning a topical program goal. This approach is especially helpful when doing program development, evaluation or implementation research, where different questions are raised at different stages. Crossover Designs vs. Longitudinal Research designs can also be classified based on their time dimension. Longitudinal designs involve sampling the same participants across multiple time points, allowing researchers to assess change and development over time. Such designs will be especially valuable for research on developmental processes, aging, organizational change, and other long- term effects of interventions. Longitudinal panel studies take the same individuals over time, while trend studies take different samples from the same population at different points in time. Cohort studies: (Groups of people) A cohort study is a type of epidemiologic study that follows a group of people over time who share a defining characteristic. In contrast, cross- sectional designs gather data from participants at a single time point. Although Research Methods and Statistical Techniques MATS Centre for Distance and Online Education, MATS University 132 unable to track changes, cross-sectional studies have many advantages: they are less costly, they avoid problems with attrition, and they can still provide valuable information about differences in age or groups. Problem Definition and Formulation Identifying the research problem is the first step in any research work. This pivotal step defines the scope and trajectory of the whole research endeavour. A good research problem helps to clarify the study's purpose, inform methodological choices, and improve the importance and relevance of the

purpose, inform methodological choices, and improve the importance and relevance of the findings. The Strategy of Problem Definition This is where you first identify an area of interest or concern. Practical problems in the workplace, gaps in current knowledge, discrepancies in established research results, or unresolved social problems can all lead to research and inform researchers as to why particular areas might be suited for study. Research problems can be inspired from several sources. Such as theoretical models present untested associations, personal reflections pose questions about phenomena, workplace practices expose gaps in knowledge and the literature illustrates accrued gaps in knowledge or methodological limitations. Carlos asks based on critical reflection, which is very important for the articulation of the problem. Researchers need to challenge assumptions, embrace diverse perspectives, and be open to serendipity. Such


reflection contributes to ensuring that research problems are not trivial and that they fill significant gaps in knowledge. Assessing Possible Research Questions Not every problems identified is researchable. Researchers are supposed to have assessed potential problems against a number of criteria before embarking on formal articulation. Significance is a basic criterion. This research problem must speak to meaningful domain issues with theoretical or practical significance. It is worth re-evaluating trivial problems that manifest no appreciable gain in knowledge or applied alacrity. Researchers should also evaluate whether they have enough resources, time, and methodological Research Design, Hypothesis, And Data Collection MATS Centre for Distance and Online Education, MATS University 133 capacity to carry out an investigation into the problem. Even the most important challenges can sometimes need to be amended or postponed if investigatory work becomes infeasible in the current context. Another factor to consider is novelty. Also, the problem should be timely and look in a different direction: doing the same thing that has already been done is not justified unless you plan to do it better than anyone else. However, replication studies have an important role to play when they reproduce questionable results, test prior work in new populations, or use better methods. In this context, ethical considerations are critical for evaluating problems. Researchers have to be sure investigation of the problem will not bring physical harm to participants, violate ethical principles, or result in knowledge having predictable harm. Building a Research Problem Problem formulation: It transforms a general area of interest or concern into a specific, researchable question or statement. There are few important steps in this process that determine next research work. Step one is to refine the scope of this problem, a capable focus. General problems must be narrowed to specific features to be empirically investigated. Not explored here is the gradual narrowing that is useful to guide progress on this problem space, such that you have to make decisions on which few dimensions of it deserves most of your attention. Once they have narrowed the scope, researchers then need to articulate a problem statement or research question. One way to approach this is to: •Identify the relevant variables or constructs that the study is focusing on, describe the relationships between the variables, and from whom or where we will be getting our data (what population). Researchers must clearly outline the theoretical framework that will guide the investigation. This heuristic around the problem in larger structures of knowledge as well as offer

investigation. This research grounds the problem in larger structures of knowledge as well as other conceptual lenses through which to interpret the phenomena of study. Theoretical assumptions should be clearly articulated to enhance conceptual clarity and methodological coherence. Lastly, researchers must establish research aims that break down the problem statement into specific goals. Such goals may be to describe phenomena, Research Methods and Statistical Techniques MATS Centre for Distance and Online Education, MATS University 134 explore relationships, to test hypotheses, to develop theories, or to evaluate interventions. Types of Research Problems There are many types of research problems depending on the nature and purpose of research. Grasping these types makes it easier for researchers to define their objectives and choose methodological approaches that align with them. Descriptive Problems Descriptive problems are about observing and understanding phenomena. These problems involve “what” questions, where you are trying to identify, classify, or measure features or conditions. When very little prior information exists descriptive research serves to establish the groundwork about phenomena. Descriptive problems are exemplified by work such as mapping health state prevalence across

geographic units, mapping patterns of communication within workplace settings, and characterizing the structural properties of emergent social movements. Relational Problems These examine relations between variables rather than causality. These problems raise “how” questions about relationships among phenomena. The relational research parses the correlations, which can point to prospective causal mechanisms to be further explored. You can do this for relationships between things such as personality traits and career choices, organizational structures and employee satisfaction, parenting styles and child developmental outcomes, etc. Causal Problems The causal problems try to define the causal relationships between the features. These problems pose “why” questions regarding the mechanisms by which a variable exerts an effect on another. Meta-analysis is important because it combines data from multiple studies and it minimizes bias and other errors. Examples might include whether specific teaching techniques Research Design, Hypothesis, And Data Collection MATS Centre for Distance and Online Education, MATS University 135 lead to improved outcomes for students, whether specific therapeutic interventions lessen the impact of psychological disorders, or whether organizational change strategies improve productivity. Evaluative Problems Evaluative problems focus on how well an intervention, program, or policy works, such that an intervention, program, or policy can be considered effective, efficient, or impactful. These are “how well” questions about outcomes compared to goals or standards. Data comes from a variety of sources and combines metrics to gain a holistic view of the assessment. A few examples include measuring the success of public health campaigns, analyzing the effect of social welfare programs on user well-being or calculating the return on investment for corporate training programs. Intervention Problems Intervention problems aim to construct and evaluate possible solutions to real- world issues. These are “how can we” problem-solving questions with regard to making things better or improving outcomes. The iterative cycles of implementation and refinement characteristic of action research or design- based research approaches are common in intervention research. These could include devising approaches to

approaches are common in intervention research. These goals include solving problems to boost voter turnout among marginalized populations, designing solutions to minimize occupational hazards, or developing initiatives to strengthen community resilience to environmental change. Common challenges in problem formulation Lack of ideas to solve a problem: Researchers are often faced with multiple problems when it comes to problem formulation. This awareness helps researchers navigate through the process more successfully. Research Methods and Statistical Techniques MATS Centre for Distance and Online Education, MATS University 136 Figure: 3.2 problem problem formulation challenges A major challenge is conceptual ambiguity. Key concepts may have no clear definition or may be interpreted differently between disciplines/theoretical traditions. Researchers are to define operational definitions detailing how abstract concepts will be identified, measured, or manipulated in the study. Another challenge is depth and breadth. Too broad a problem is too unfocused it may not even be possible to solve it properly; too narrow and it may be insignificant or have little relevance. Ideally, the scope is neither too broad nor too narrow; the nature of the right scope depends on the available data and information but most importantly, on the intended objectives of the research. Aligning appropriate methods with research problems also presents challenges for researchers. It is not possible to investigate all issues with any methodological approach. Methodological decisions should arise naturally based on the nature of the problem not researchers forcing problems to conform to their preferred methods. Last

but not least, researchers struggle to define the importance of issues. They need to clearly show why the issue is worth investigating, and how solving the problem will lead to knowledge advancement or practical improvement. This demonstration is highly Research Design, Hypothesis, And Data Collection MATS Centre for Distance and Online Education, MATS University



137 contextual and requires placing the problem in wider intellectual or social frames. From Formulation of the Problem to Selection of Research Design The way the research problem is formulated, affects the choice of a suitable research design. Note: While some designs may address a range of different problems, the type of problem lends itself to some design approaches more than others. Descriptive problems are often matched to survey designs, observational studies, or case studies that afford rich characterization of phenomena. These designs favour richness of documentation over causal explanation. Relational issues generally involve correlation designs, cross-sectional surveys or qualitative approaches that investigate relationships among variables or concepts. These designs examine patterns of association without indicating variable manipulation. Causal issues usually need experimental or quasi-experimental designs that allow researchers to discover causal mechanisms in isolation. These types of designs are an experiment with independent variables and control of potential confounding. Evaluative designs commonly use mixed methods that merge quantitative measures of outcomes with qualitative inquiries into processes and experiences. These designs offer summative as well as formative evaluation of interventions. In intervention problems, action research or design-based research approaches are often used, which involve cyclic processes of implementation, evaluation, and refinement. Those designs are not arguments, they are attempts at practical problem-solving, not theoretical explanation.

Current Trends of Research Design This will be provided this week and will be ongoing, like you research now. There are few trends worth watching in particular.

Participatory and Community-Based Designs Participatory research designs in which community members are not simply subjects of research, but co-researchers. Both of these approaches acknowledge the expertise of community members and aim to democratize the research process. This trend is epitomized by community-based Research Methods and Statistical Techniques MATS Centre for Distance and Online Education, MATS University 138 participatory research (CBPR), which focuses on collaborative, co-learning, and action-oriented approaches. Participatory designs help to overcome power imbalances often found in traditional research relationships, making research more relevant and applicable, and building capacity within communities. Nevertheless, they also pose challenges in soliciting stakeholder engagement, negotiating competing perspectives, and balancing scientific complexity with community needs.

Design-Based Research In this design-based research (DBR), empirical educational research is interleaved with theory-driven design of learning environments. Figure: 3.3 Design-Based Research This method includes continual cycles of design, development, assessment, and redesign in authentic situations. DBR thus acts as a bridge connecting research and practice, offering up practical interventions, and also theorizing about them. While controlled experiments with isolated variables are one avenue to explore your question, DBR welcomes the messy contextual life and seeks to understand how the interventions are enacted in context and for whom. And that is especially useful in the context of educational technology Research Design, Hypothesis, And Data Collection MATS Centre for Distance and Online Education, MATS University 139 research or curriculum development, among many other examples that require contextually-sensitive innovations. Computational Methods and Big Data New research designs

exploiting big data for knowledge discovery have been facilitated by the availability of massive datasets and advanced computational tools. These designs are based on complex algorithms that

determine patterns, outcomes, or systems. In data mining approaches, a heuristic search for patterns in large databases is done without a pre-specified hypothesis. Machine learning approaches train predictive models that learn from more data. An explorer agent accesses a network of others by laying trails using patterns of interaction that drive an agent-based social network. Nevertheless, these computational approaches provide the potential to explore questions at scales that were previously not possible but also raise vitally important methodological and ethical questions regarding data quality, algorithmic bias, privacy protection, and interpretability of findings.

Mixed Methods Integration More recent definitions of mixed methods have emphasized these approaches as a more integrated strategy for research throughout a research process. It can occur at the level of philosophical assumptions, research questions, data collection, analysis strategies, or interpretative frameworks. Advanced integrations methods include qualitzing quantitative data (changing numerical data into narrative form), quantitizing qualitative data (turning narrative information into numerical codes), and utilizing joint displays to comprehend associations between different types of data. Such integrative approaches should ultimately serve to enhance the coherence and explanatory power of mixed methods research but do demand that researchers ground themselves in more than one methodological tradition and are purposeful in assessing compatibility between disparate epistemological assumptions.

Research Methods and Statistical Techniques MATS Centre for Distance and Online Education, MATS University 140 .

UNIT 9 HYPOTHESIS: CONCEPT, DEFINITION, NEED, OBJECTIVES AND TYPES

Parametric hypotheses are fundamental to the scientific method, and are a key building block in the development of knowledge across all areas of learning. Essentially, a hypothesis serves as a putative rationalization for an observed event or a temporary response to a scientific issue, developed in a manner which allows it to be tested through empirical experiments. We also see here the importance of postulating hypotheses over time within the history of science -- from the hypotheses about our solar system developed by Copernicus or others that countered the earth cantered model of the solar system, to later hypotheses about quantum mechanics or climate change models. While this method of investigation based on hypothesizing and testing has helped humanity to escape the limits of conjecture and superstition and made possible the evidence-based comprehension of the natural and social worlds.

Figure: 3.4 Hypothesis The iterative process of forming, testing, and refining hypotheses is the mechanism by which scientific knowledge progresses cumulatively, building on prior work but constantly subjecting current theories to fierce testing. In modern research settings, hypotheses remain the key mechanism of the Research Design, Hypothesis, And Data Collection

MATS Centre for Distance and Online Education, MATS University 141

scientific endeavour the framework through which experimentation is informed, and the basis for a coherent contextualization of research outcomes in disciplines as varied as medicine, psychology, physics, economics, and virtually all other modes

or human inquiry. Hypothesis Conceptual Framework The hypothesis concept is uniquely based on the philosophy of empiricism: knowledge comes from evidence we can observe, rather than the logic of what we can deduce or intuitively reason. This methodology took centre stage during the Scientific Revolution of the 16th and 17th centuries when natural philosophers began rigorously testing ideas against observations of the world around them. Hypothesis and the conceptual framework are critical to understanding the differences between science and non-science, true

science and pseudoscience, rational science and faith-based science in theory formation. First, hypotheses are knowledge that is provisional that is, they are explanations that are tentative, recognized as potentially erroneous and vulnerable to revision in the light of evidence. Hypotheses are not mere statements of fact, they link abstract theory to the empirical world predicting measurable outcomes based on theoretical constructs. Third, hypotheses exist as part of much larger paradigms (or research traditions) that shape our conception of them, as noted by Thomas Kuhn in his work on scientific revolutions. Hypotheses are a conceptual powerful way of linking abstract theoretical constructs with the immediate tangible reality through systematic assessment of predictions. This links with what philosopher Karl Popper referred to as "conjecture and refutation," suggesting that science proceeds by accumulating knowledge through conjectures that are tested against the reality. The hypothesis idea therefore reveals the cognitive framework for scientific research, enabling us to move from questions to answers through structured enquiry rather than guesswork or claims based on authority. The evolution of the hypothesis concept mirrors broader trends in epistemology the philosophical study of knowledge and its justification. Research Methods and Statistical Techniques MATS Centre for Distance and Online Education, MATS University 142 aspect of the move toward methodological naturalism in scientific inquiry, according to which phenomena are explained in terms referring to natural processes rather than supernatural intervention. Modern views of the scientific hypothesis are not of absolute certainty but of probabilistic reasoning; our scientific knowledge is knowledge that we know to be of variable confidence, not immutable truth. The humble realization of the provisional character of scientific knowledge has only been strengthened by historical instances of solidified theories being either refined or supplanted by broader theories (i.e. from Newtonian to Einsteinian mechanics). For all the refinements to hypotheses, their fundamental conceptual utility is unchanged; through a process of conjecture, test, and refinement, they allow for a structured explication of human knowledge that can transcend known facts and meta- human reality. This process ensures that science doesn't only engage creativity around new ideas, but a rigorous evaluation leading to a system that builds knowledge that finds via test tubes and microscopes a particular limitation to the size of a population of ideas. Definition and Characteristics In a formal manner, a hypothesis is a proposed explanation for a phenomenon or, in a more general sense, a statement about the relationship between variables that can be tested through empirical investigation. It has a quality that sets it apart from all other statements or guesses. A hypothesis needs to be parsimonious Should be a theory and can. Thus, all verifiable hypotheses cannot be scientific hypotheses if they cannot be tested empirically, even if they might be true, or even if they are interesting from a

cannot be tested empirically, even if they might be true, or even if they are interesting from a philosophical perspective. Second, one of the most important topics in thinking comes from the philosopher Karl Popper; a hypothesis must be falsifiable that is, it must identify conditions under which it will be shown to be false. This keeps the hypotheses open to falsification rather than allowing us to construct them on the basis that they are unassailable by evidence. Third, they are parsimonious or simple; in accordance with the principle of Occam's Razor they do not add unnecessary complexity nor introduce more assumptions than strictly needed to account for the observed phenomena. Fourth, hypotheses need to align with established scientific understanding, unless countering that knowledge in a Research Design, Hypothesis, And Data Collection MATS Centre for Distance and Online Education, MATS University 143 specific context with strong

evidence. Finally, well-constructed hypotheses have conceptual coherence, with clear definitions of the variables and relationships in order to limit disputes over interpretation during testing and evaluation. In addition to these key defining elements, hypotheses also have properties that indicate their usefulness in scientific research. And those hypotheses should also draw on relevant theory, so that testing them is relevant to something larger than a specific observation, serving to either support or refute larger constructs in science rather than isolated findings. They should demonstrate parsimony in how they specify predicted relationships, stating not just the existence of predicted effects but their size and direction when possible. Good hypotheses also have an appropriate scope they are neither so narrow that findings are meaningless nor so broad that they cannot be tested. At its best, hypotheses should be provisional, regarded as temporary explanations that can, and if necessary should, be amended or even rejected based on evidence not assumed to be facts. This provisional quality sets hypotheses apart from dogmatic claims and exemplifies the self-correcting character of scientific investigation. Fertility is the ability of good hypotheses to generate other research questions or hypotheses, leading to trickle-down knowledge production. The characteristics of definitions and additional features combine to generate statements are not mere guesses or inferences but have their statements put into a structured form that will allow one to further that knowledge of science by testing against observational reality. The main character is the idea of a hypothesis, which has undergone a lot of changes throughout the development of science, in particular reflecting the philosophical views in the relevant era on how knowledge is obtained. (Having supernatural or teleological explanations as part of early scientific hypotheses, but these would be replaced stepwise by mechanistic considerations only natural causation.) The same goes for initial formulations, which often aimed for absolute certainty, while contemporary definitions recognize the necessarily probabilistic nature of scientific knowledge claims. This evolution mirrors a refinement in scientific methodology itself, with present definitions stressing operational precision and statistical rigor missing from previous conceptions. More recent developments in philosophy of science have contributed to even broader definitional understanding by Research Methods and Statistical Techniques MATS Centre for Distance and Online Education, MATS University 144 appreciating the theory-laden character of hypotheses as their generation could never be theory-neutral but only take place against the

hypotheses, as their generation could never be theory neutral but only take place against the backdrop of existing theoretical frameworks. Modern definitions also include an understanding of possible biases in researchers and the need to specify the hypothesis before collecting data. Such definitional clarifications have together solidified the epistemological basis for hypothesis-based investigation while preserving its fundamental nature as a process of making tentative plausible explanations open to empirical investigation. At the same time, evolving in this way, hypotheses remains an important link between human curiosity and the progression of systematic knowledge across the scientific fields.

The Importance of Having Hypothesis.

Hypotheses are essential to the scientific process because of some basic conditions of knowledge building in a methodical manner. First, hypotheses are crucial in providing a directional impetus to research enterprises; they direct attention to specific components of a complex phenomenon, preventing research from devolving into a random collection of observations that are meaningless in the absence of some organizing principle. This prescriptive function helps researchers use their scarce resources efficiently by determining which variables should be measured and which relationships should be

pursued. Second, hypotheses are important connecting mechanisms between big-picture theoretical constructs and real-life data, drawing on general principles to formulate specific predictions that can be tested through rigorous empirical observation. As a result, theories would be floating too far away to ever be confirmed or limited by observation. Third, hypotheses provide the necessary structure to separate between competing explanations approaches, generating differential predictions that are comparable in their respective empirical tests. This comparative ability allows science for to choose between competing explanations on the basis of how much evidence they can muster instead of their rhetorical appeal or traditional authority. Four and finally, hypotheses premises an intellectual framework for building cumulative knowledge together with clear propositions regarding potential relationships among variables, in which subsequent researchers can build, test, Research Design, Hypothesis, And Data Collection MATS Centre for Distance and Online Education, MATS University 145 refine, or challenge through further inquiry. This it makes scientific inquiry a collective, living effort, ongoing and shared, an intergenerational project to bring knowledge forward. The requirement of hypotheses goes beyond these essential roles to include other practical advantages for scientific exploration. Hypotheses force methodological rigor on research by directly asking the researcher to state their expectations prior to showing them the data, which mitigates the temptation to post-hoc rationalize unexpected findings or data mine without a theoretical basis. They offer key interpretive frameworks for interpreting observations that might otherwise become isolated and marginalized, useless and meaningless, outside of the context provided by these interpretive frameworks. Hypotheses enable clear standards of evidence to be set, outlining what observations would be supportive or conflicting with the proposed explanation, thus establishing accountability for knowledge claims. They help researchers communicate with each other through a common conceptual vocabulary and points of reference for discussing particulars of the phenomena being investigated. Hypotheses also can act as psychological motivators for scientific work as they turn abstract

...hypotheses are seen as psychological mechanisms for channeling what is often a vast curiosity into focused questions with potential answers, providing fuel to sustain researchers through the often painful process of systematic investigation. Finally, and perhaps most importantly, hypotheses characterize science as a collection of tentative conclusions a vast framework of uncertain answers about the natural world just poking for a moment above a sea of uncertainty but also as a mechanism for continual updating by testing and refinement. These practical advantages explain why the practice of hypothesis formulation occupies a central role in the scientific methodology across different fields. Over history, we see the need for hypotheses, leading powerful paradigm shifts, where the initial challenge to understanding is based on hypothesis. The Copernican heliocentric model showed how, with the right alternative theory, the entire cosmological landscape can eventually change, even if there is resistance to the new view. Darwin's theory of natural selection similarly demonstrated how an appropriately framed explanatory theory could unite disparate biological observations, creating both a coherent theoretical structure and an explanatory machine of tremendous power. The well-known modern hypothesis-driven discovery of the Higgs boson shows Research Methods and Statistical Techniques MATS Centre for Distance and Online Education, MATS University 146 how theoretical propositions can drive over decades of experimental effort to eventually confirm or reject. As organizing principles for dedicated investigation of natural and social phenomena.

Hypothesis Formulation Don'ts Hypothesis formulation serves multiple interconnected purposes that together enhance scientific understanding. The most elementary of aims is to provide a clear strategy for investigation by distilling broad research questions into precise, testable propositions. This transition establishes tangible goals for empirical investigation instead of perpetuating an abstract curiosity with no defined route to a solution. The second key goal relates to bridging theory with observable reality, through generating specific predictions from general principles that can be tested through systematic observation. It keeps the relation of the theories to its raw data and not too far, so does not evolve only in hypothetical constructions without further validation in the reality, but based on empirical data. A third goal relates to enabling methodological precision in research design through specifying the variables that need to be measured and the relationships that require examination, which in turn is intended to guide line of decisions about sampling, instrumentation, and analytical strategies. A fourth goal is to facilitate interpretation of research findings by contextualizing observations and determining whether theoretically important results would differ from what might be expected to be natural variation in data. Since a fifth important aim of the scientific method is objectivity of science and researchers, a way to achieve it is to provide evaluative criteria, before, even before, data collection, to limit how biases can affect the conclusions drawn and to extend the possibility of not post-hoc justifying unexpected conclusions. In addition to these key goals, hypothesis testing has other roles which reinforce the scientific process. This can inspire theoretical innovation as researchers write out novel explanations for phenomena beyond what has been captured, perhaps revealing previously unnoticed relationships or mechanisms. Another goal is to enable integration of knowledge by

building conceptual bridges across disparate observations or previously disconnected lines of research, and in doing so generate synthetic insights that transcend disciplinary boundaries. Hypothesis formulation also Research Design, Hypothesis, And Data Collection MATS Centre for Distance and Online Education, MATS University

147 aims to realize the goal of maintaining scientific accountability by articulating explicit statements that research claims can be evaluated against, making the rationale for scientific claims known to the larger pool of scientific peers. Another goal is to improve the efficiency of communication among researchers, with well-defined propositions that can be discussed with precision, critiqued, and improved through negotiation with peers. The goal of hypothesis generation is also to inspire methodological creativity through challenging researchers to devise new methods for testing associations that cannot be tested with standard techniques. This coupling also suggests an additional complementary objective beyond generating predictive tests: hypothesis formation is, thus, a major component of the broader contribution towards scientific progress. The stakes and goals of hypothesis formation have changed dramatically alongside changes in our understanding and methods of science. Early scientific hypotheses were usually focused at describing observed regularities, paying little attention to possible underlying causal mechanisms, whereas modern formulations tend to stress explanatory understanding of inter-relational processes (Bobbie, 2016). In a similar vein, early scientific claims often searched for universal, deterministic relations and modern objectives generally acknowledge probabilistic associations and contextual effects. Recent developments in methodology have pushed the goals further, to include anticipating alternative explanations and articulating how the proposed hypothesis can be distinguished from competing accounts through critical tests. And contemporary hypothesis generation increasingly seeks to solve the replication problem not just by advancing directional relationships, but also by specifying effect sizes and boundary conditions. In disciplines studying biological "behaviour," potential goals of hypothesis formulation have included translation among different theoretical languages (e.g., between cognitive psychology and behavioural ecology) or measurement traditions (e.g., between rates and quantities). Hypothesis formulation is best suited for simple linear relations between isolated variables, but as science is recognizing more and more that many phenomena are of multi-level characteristics and possess emergent properties, hypothesis creation via Research Methods and Statistical Techniques MATS Centre for Distance and Online Education, MATS University 148 reductionist methods seems less and less suitable. And the continuing evolution of scientific goals, while staying true to form, will facilitate these nascent developments in the scientific epistemology around hypothesis generation as a specialized pathway to knowledge through testing proposed theories in the field.

Hypothesis Types Based on Function

The most frequent type of hypotheses used in research activity in science is research hypotheses, and they typically involve specific testable predictions originating from theory or previous empirical evidence. These hypotheses describe what we thought would happen in declarative form, and allow us to make statements that are then systematically explored through data collection and analysis. Research hypotheses are usually directional and sometimes quantitative, e.g., "increased exposure to sunlight will increase the rate of plant growth by 20% compared to control conditions." Research hypotheses must be developed through consideration of relevant theory, prior empirical findings, and methodological limits so that the predictions made are conceptually intuitive yet capable of being tested. Well-structured research hypotheses are the vehicles for theory testing and knowledge generation because they establish the clear

benchmarks against which empirical observations can be compared. Statistical methods are commonly used to evaluate research hypotheses to determine if the relationships we see are

significantly different than those that would occur by chance alone, although some research traditions use qualitative evaluative approaches instead. Research hypotheses can also be classified on the basis of the information they specify about the expected relationships (directional hypotheses, specifying only the expected direction of relationships, and point-prediction hypotheses, specifying exact expected values or effect sizes). Null hypotheses are a specific type of hypothesis, which is a specific type of testable research statement that does not equal a relationship between variables, or predicts that the experimental intervention will have no effect. As tightly controlled statistical statements, which express the absence of difference or relationship, null hypotheses serve a key methodological purpose by providing a formal Research Design, Hypothesis, And Data Collection MATS Centre for Distance and Online Education, MATS University 149 yardstick against which the research hypotheses can be read. The null hypothesis generally takes the conservatively pessimistic view that any observed relationship is due solely to sampling error, random fluctuation or chance variation, not to underlying association. This method recognizes the scientific principle that the burden of proof lies with relationships, rather than none. Statistical hypothesis testing is basically the decision-making process that determines if there is enough evidence against a null hypothesis in favour of an alternative hypothesis, using a set of rules about probability to minimize the chance of making mistakes. Although widely mocked for inducing false dichotomies in complex relationships, the null hypothesis is an essential building block for inferential statistics and experimental methods in dozens of scientific fields. Modern methods increasingly complement traditional null hypothesis significance testing with effect size estimation and confidence intervals in order to assess the evidence of hypothesized relationships more holistically than simple presence/absence determinations allow. Alternative models are not the only distinct category; they represent competing explanations for the same phenomena which yield different, empirical predictions, and are therefore also treated as alternatives hypotheses to refute. These two hypotheses offer alternative accounts of that events, which can be conduct a comparative evaluation of their consistency with the evidence observed. Even alternative hypotheses may be standardized differences referring to theoretical perspectives, or they may be different representations of an explanatory theory with substantial empirical implications. The role of formulation of alternate hypotheses reflects that scientific progress is often more a pursuit of comparative evaluations rather than verification of isolated hypothesis. This is an effective strategy in guarding against confirmation bias as it pushes researchers to consider a variety of possible accounts rather than honing in on a particular one. Good scientific inquiry usually considers multiple competing play- sable hypotheses at once and designs study methods that can separate them via critical tests that lead to competing predictions. Much of the work evaluating alternative hypotheses uses model comparison approaches that estimate relative explanatory power rather than rejecting or failing to reject individual Research Methods and Statistical Techniques MATS

Centre for Distance and Online Education, MATS University 150 hypotheses in isolation (Kans&Rafter, 1995). It helps to strengthen scientific conclusions as they show not only agreement with a preferred explanation, but superiority over competing ones, adding to the justification for claims of knowledge. Together with these other types of conclusions, working hypotheses form a fourth functional category in that they describe provisional explanations accepted on a temporary basis to guide investigation without a commitment to their final validity. Such hypotheses serve as

organizational heuristics that guide exploratory investigation of ill-defined phenomena whose theoretical roots are still underdeveloped. Working hypotheses usually appear as part of exploratory research phases, but are shaped over more time into distinct issues as more information becomes available. However, more formally, working hypotheses allow for deliberate flexibility, meaning that they can be substantially modified without being construed as falsified, and they certainly should not be rejected en masse. This process is critical for emerging areas of research where investigators navigate a lot of uncertainty but still need to create structure around how they study a particular research area. These types of working hypotheses are characterized by broader patterns or relationships absent of specifics about the mechanisms, they act as a placeholder for when more targeted hypotheses can be formulated as knowledge at higher resolution accrues. The provisional nature of the working hypotheses is in accordance with inductive approaches to research, where theoretical insights emerge from empirical observations, rather than validating pre-existing theoretical frameworks. Although not the precision of formal research hypotheses, working hypotheses serve some foundational roles in scientific discovery by offering such preliminary structure for inquiry without dismissing or burying exciting results and new ways of analyzing discoveries as part of a pre-emptive framework. Statistical hypotheses are a particular type of hypotheses that specify not causal bonds or theory but population parameters. These hypotheses state specific quantitative properties of populations based on Structural Basis for Hypothesis Research Design, Hypothesis, And Data Collection MATS Centre for Distance and Online Education, MATS University 151 Coding simple hypotheses, the most elemental structural form, proposes a relationship between one independent variable and one dependent variable. These hypotheses express simple relations, excluding more complex interactions or contextual dependencies. Such as "increasing the temperature will speed up chemical reactions", where you have the independent variable (temperature) and dependent variable (reaction rate) and a direct relation between them. Despite their simplicity, hypotheses perform significant functions in scientific research by setting definite lines of investigation and identifying some primary relationships that can be encompassed and elaborated in a formal theory. Because simple hypotheses are simple, they are unambiguous and can be tested in controlled experimental designs, where confounding influences can be minimized. This approach makes simple hypotheses likely at early stages of scientific study of previously unexplored phenomena, when researchers aim for a discovery that lays the groundwork for exploring more complex relationships. Although much natural and social reality cannot be captured by simplifying hypothesis assumptions, they retain some use as a device for isolating particular causal influences

hypothesis assumptions, they retain some use as a device for isolating particular causal influences and laying foundations towards more complex theoretical relationships. Their clarity is especially useful in teaching contexts and in conveying scientific results to general audiences. My apologies to those scientists who love more detailed biological hypotheses, I know that the theory is often oversimplified, but simple well-constructed hypotheses generate terrific scientific insights in multiple disciplines when proposed for valid research questions. Unlike simple relationship statements, complex hypotheses articulate how intricate patterns emerge across multiple variables, conditional effects, or interactive relationships. These hypotheses may be defined in terms of how multiple IVs simultaneously predict a DV, if their effects differ under varying circumstances, and, alternatively, how they interact to generate emergent effects that cannot be

inferred from the conditions of each individual factor For example, a complex hypothesis would be “cognitive performance will increase with moderate caffeine consumption but decrease with high caffeine consumption, and effects will be more pronounced among sleep-deprived than well-rested individuals.” Many phenomena in nature and society are multi-faceted, which is usually insufficiently captured through simple linear Research Methods and Statistical Techniques MATS Centre for Distance and Online Education, MATS University 152 relationships that are reflected in the substance of these research questions. Making complex hypotheses usually necessitates advanced theoretical knowledge that has often been developed through the melding of different research traditions or explanatory frameworks. Confirmatory testing of complex hypotheses typically requires sophisticated research designs and statistical techniques that enable disentangling of multiple concurrent influences and assessment of interaction effects. Although these complex formulations tend to present increased methodological challenge relative to simple hypotheses, they tend to also offer greater explanatory and applied significance for addressing empirical features of the world characterized by a constellation of causal routes and contextual dependencies. From physics to social sciences, the ability to derive and test more complex hypotheses is an important step forward in scientific methodology in many fields. Directional hypotheses are the ones that indicate not just whether or not there is a relationship between the variables but the direction the relationship will take, i.e., whether the value will be larger or smaller or change in a specific way. These hypotheses explicitly predict positive or negative association instead of simply predicting that an association exists. The hypothesis either predicted the directionality or provided some rationale for the relationship, e.g., “increased frequency of exercise will decrease symptoms of depression” would characterize a negative effect of an independent variable (exercise frequency) on a dependent variable (depression symptoms). For example, directional hypotheses are more specific than their non-directional counterparts & represent a stronger theoretical commitment on the part of the researchers, and are usually derived from established theoretical frameworks or large amounts of prior empirical evidence indicating the expected nature (i.e. direction) of the relationship. The use of directional hypotheses enables more stringent tests of hypotheses as they yield a more refined prediction which can be rejected by opposing evidence. Under certain circumstances, directional hypotheses also allow for more

opposing evidence. Under certain circumstances, directional hypotheses also allow for more powerful one-tailed tests (versus two-tailed tests), which according to Cohen can help to increase sensitivity for detecting effects that were hypothesized. Yet this can also lead to vulnerability to conformational bias in researchers not thinking of the Research Design, Hypothesis, And Data Collection MATS Centre for Distance and Online Education, MATS University 153 possibility of alternative relationships (though in the case of the majors, it follows the direct opposite of geography, only presenting dire predictions), or making evidence for specific directional predictions all that much stronger. Directional hypotheses can, when used correctly, offer a middle level of precision between mere test-of-presence statements (i.e., "This will have an effect") and exact numerical claims of magnitude ("This will have an effect of size X"), giving some structure to our research attempts while also claiming that we are unable to provide accurate estimates of the size of effect. A non-directional hypothesis asserts that systematic relationships exist between variables without predicting whether values of the first variable will increase or decrease in relation to another variable. These hypotheses take the form of "There will be a significant relationship


between socioeconomic status and academic achievement," without specifying whether a higher socioeconomic status will correlate with higher or lower achievement. Non-directional hypotheses are particularly useful in exploratory research with underdeveloped theoretical frameworks or competing theories hypothesizing opposite directions of relationships. Moreover, it is more methodologically cautious, acknowledging what is known to a limited extent while still hopefully providing enough structure to allow for systematic investigation. For instance, non-directional hypotheses are statistically evaluated through two-tailed significance tests that retain sensitivity to both relationships. Although these types of approaches are sometimes criticized for lacking precision or theoretical commitment, they serve an important role in scientific inquiry by preventing investigative closure of relationship patterns that are yet to be supported by a large body of evidence. This becomes particularly useful when exploring new phenomena or looking at relationships between different contexts where the direction could change. As such, non-directional hypotheses serve a significant role on the continuum of hypothesis types, framing structured inquiries while maintaining flexibility to accommodate unknown patterns in relationships. These hypotheses predict a lack of effect or association, and can be viewed as undemanding formal statements of the position that observed patterns are simply the result of random variation rather than systematic relationships. For example, In this example the null hypothesis would be "experimental and control groups have the same Research Methods and Statistical Techniques MATS Centre for Distance and Online Education, MATS University 154 outcomes." Null hypotheses fulfil important methodological roles in hypothesis testing frameworks, as they offer formal baseline stances from which research hypotheses may be assessed. Null hypotheses are consequently formatted using mathematical notation to aid in their statistical manipulation, for instance: H_0 is the null hypothesis that explores equality between populations. Although they are seldom realistic representations of researchers' true theoretical expectations, null hypotheses embody the scientific principle that liberal positions should only be rejected with

new hypotheses directly, and extreme principles that make predictions should only be rejected with good evidence. The evaluation process normally consists of assessing whether each data pattern observed would be sufficiently unlikely given that it was generated under the null hypothesis to merit its rejection. Recent methodological guidelines highlight shortcomings in exclusive reliance on null hypothesis significance testing and advocate for effect size estimation, confidence intervals and Bayesian alternatives that offer a more subtle measure of strength of evidence. While arguments over the most effective inferential best practices continue to this day, the structural representation of null hypotheses maintains key functions in research methodology across the sciences since it provides formal benchmarks against which to assess evidence about proposed relationships. Types of Hypotheses Based on Epistemological Status Empirical hypotheses are statements about observable events that can be directly tested using systematic observational or experimental methods. These theories posit particular relationships or effects **that occur in the physical world** **which can be** assessed using established methodologies. An example of an empirical hypothesis would be "exposure to ultraviolet radiation increases bacterial mutation rates," which can be verified through controlled laboratory experiments using appropriate measurement techniques. One empirical hypothesis governs all scientific disciplines of natural and social sciences by linking knowledge with reality through empirical data. Empirical hypotheses should vary where measurement and method allow, and should not contain more relationships

than can be assessed with available methods. Good empirical hypotheses describe not only the relationships being examined but also the conditions under which the relationship should be observable and the Research Design, Hypothesis, And Data Collection MATS Centre for Distance and Online Education, MATS University 155 means by which we can get a valid measurement of the relationship. Standing procedures, such as controlled observation, experimental manipulation, statistical analysis, and attempts at replication are employed to assess the degree of evidential support for the empirical hypotheses. Reflecting this, more modern approaches come to understand that empirical validation is less likely to provide definitive confirmation or disconfirmation than a set of evidence that modulates confidence that proposed relationships are present or absent. And yet, empirically-based hypotheses will always stand apart, however nuanced or complicated, as they are willing to be subject to confirmation or refutation through systematic observation of testable objects, creatures, and events instead of pure, syllogistic reasoning or hash marks next to authoritative citations. Theoretical hypotheses serve as abstract frameworks or mechanisms that seek to transcend observable phenomena by attempting to provide a rationale for the underlying processes or structures responsible for creating observable phenomena. Such hypotheses assert about theoretical entities, processes, or relations that cannot be directly measured, but produce testable consequences for observable events. For example: "[Quantum) entanglement allows for the instantaneous correlation of property values of two particles anywhere in space-time." This is a claim that is a hypothesis of an unobservable and undetectable mechanism that must produce a specific observable phenomenon. Theoretical hypotheses solve this problem by explaining why the stable patterns of observable data exist on a

deeper level, by showing how and why they are interrelated, and why they can be explained with a concept or theory. Hypotheses are often theorized from the data; theoretical abstractions of observed regularities are identified as principles, mechanisms or processes that people recognize as generating regularities in the world. Per the standard approach, evaluation is indirect; we do not evaluate theoretical claims directly, but instead test empirically derived predictions based on those theoretical claims. A strong theoretical hypothesis is fertile; able to bear multiple testable predictions in different contexts without violating internal consistency or compatibility with prior knowledge. This is a lesson which contemporary philosophy of science is beginning to learn: that we do not verify or falsify Research Methods and Statistical Techniques MATS Centre for Distance and Online Education, MATS University 156 theoretical hypotheses in a single decisive test, but rather, these theoretical hypotheses acquire credibility through the evidence in many studies and predictive successes. Even with these epistemological intricacies, theories serve the role of providing explanatory frameworks that facilitate scientific advancement by extending our understanding beyond the confines of simply describing the patterns that have been observed. A working hypothesis occupies its own place in the epistemological continuum as a provisional explanation, a temporarily accepted explanation intended to guide further investigation, made without definitive commitment to its ultimate validity. These hypotheses serve as temporary organizing structures for inquiry rather than claims about reality, with intentional flexibility so findings and observations that contradict the framework as originally articulated can be accommodated. For example; “differences in neural connectivity patterns may underlie variation in cognitive processing styles” was embraced as an organizing perspective for research without

assiduous claims about particular mechanisms. Working hypotheses are particularly useful in exploratory research contexts, where the theoretical landscape is poorly developed or researchers face high levels of uncertainty—yet they engage in bounded inquiry. Their specification typically prioritizes conceptual utility for eliciting research questions over accurate specification of relationships or strict derivation from established theory. Evaluation consists of asking whether such abstractions are heuristically valuable and offering a useful explanation rather than trying to confirm or reject them via critical testing. (Working hypotheses are frequently iteratively refined through engagement with new evidence and insights, and may develop into more formal research hypotheses via progress in understanding.) This strategy reflects the insights about the process of scientific progress being based on continuous adjustments to explanatory schemata instead of acceptance or rejection of pre-packaged, fully matured theories. Despite its epistemological weakness, working hypotheses play important roles in scientific discovery as they impose a first-order structure to an investigation at the same time that they sensitize the researcher to new possibilities of interpretation that cannot be predicted at the outset, as well as to novel findings which can emerge from such new interpretative frameworks. Research Design, Hypothesis, And Data Collection MATS Centre for Distance and Online Education, MATS University



157 Auxiliary hypotheses are additional assumptions or propositions of data that are added to the theory being tested in order to protect the central theoretical assertions against potential refutation by explaining away contradictions or surprises. Such hypotheses are theoretical corrections that stretch explanatory frameworks to encompass apparently anomalous observations instead of discarding those frameworks altogether. For example, hypothesizing "dark matter" to explain gravitational effects that don't seem to align with the observed distribution of formal matter in galaxies but is in line with the basic tenets of gravitational observation theory. Auxiliary hypotheses have a complicated epistemological status: they can both be genuine theoretical refinements that deepen understanding as well as inappropriate ad hoc alterations that protect theories from falsification. For that reason, they are usually formulated against surprising observations that contradict existing theoretical models but can capture true theoretical insight or be the result of unwillingness to give up preferred explanations. Conditions for evaluation are concerned with whether auxiliary hypotheses yield additional testable predictions independent of merely explaining certain anomalies that led to their introduction. Strong auxiliary hypotheses achieve theoretical coherence regarding core principles and extend their explanatory power to more accurately account for phenomena that formerly were elusive. Irma Liatos, the philosopher of science, pointed out that fruitful research programs lead to empirical novel predictions from auxiliary hypotheses, but futile programs generate auxiliary hypotheses that are held to be true in order to maintain that the core hypotheses remain valid. This is an epistemological distinction, and one that highlights the need to critique auxiliary hypotheses for whether they contribute to advancing our understanding rather than merely serving as a protection mechanism for established theory from the threat posed by potential falsifiability. Meta-hypotheses are hypotheses of a higher-order which make assertions about the nature, structure, or evaluation of the science itself rather than claims about particular natural or social phenomena. These hypotheses concern elementary aspects of the functioning of science, of the evolution of theories, or of how hypotheses ought to be formulated and Research Methods and Statistical Techniques MATS Centre for Distance and Online Education, MATS University 158 tested. The science of paradigms that is "scientific paradigms shift through revolutionary rather than incremental processes when anomalies accumulate beyond critical thresholds," Thomas Kuhn's structure of scientific revolutions — is one such idea. Meta-hypotheses play several important roles in the scientific process as they provide reflexive schemas for describing the development of knowledge and prescribe procedural norms towards dealing with other hypotheses. Such formulation is often informed by historical study of scientific evolution, philosophical scrutiny of epistemological foundations or sociological exploration of scientific organizations. Evaluation is a matter of comparing the consistency of the idea with the historical patterns found for scientific development, of checking its logical coherence and of finding its practical usefulness in guiding the methodology of research. Robust meta- hypotheses explain trends in scientific progress (explanatory power), while also suggesting ways their lines of inquiry could convey best practice for research (instructional relevance). Though history did not always see it that way, the modern philosophy of science increasingly understands that a meta- hypothesis — like any hypothesis — is a provisional

hypothesis that is subject to refinement. However, meta-hypotheses have important functions, as they provide conceptual systems for comprehending how scientific knowledge advances and

serve as methodological considerations that can be useful in assessing empirical and theoretical claims across various research areas. Testing of Hypotheses and Validation Hypothesis testing is the more systematic way of testing a proposed explanation against empirically-based evidence in a structured way of methods. It commences typically with a well-defined scientific hypothesis encompassing a falsifiable proposition, along with a null equivalent hypothesis used as the statistical benchmark. Researchers train on known data until October 2023. Researchers must then create suitable methodological strategies to collect pertinent data and outline certain key parameters like sample sizes, measurement methods, manage biases, and choose statistical analyses that correlate with their hypothesis. Data is gathered in accordance with established protocols to ensure reliability and validity, while efforts are made to minimize potential bias using techniques like randomization, Research Design, Hypothesis, And Data Collection MATS Centre for Distance and Online Education, MATS University 159 blinding, or standardization of procedures. Statistical analysis of data collected provides quantitative evaluation of the evidence for a hypothesis by determining if the estimated patterns are unlikely enough (rare) under the conditions of the null hypothesis that it can be rejected. Follow the predetermined hypothesis and research design which indicate a choice of significance testing, confidence interval calculation or effect size calculation; in other words standard statistical procedures to assess the conducted experiment. Results need to be interpreted (both statistically and based on substantive significance) and key considerations when doing so include the previous degree of support for the original hypothesis and the limitations of the study. This process mirrors scientific principles of empirical testing but also offers standardised strategies for the evaluation of proposed explanations across heterogeneous research contexts. A number of key methodological considerations affect the hypothesis testing paradigm and the dependability of conclusions derived from it. Statistical power is a key consideration informing the ability to observe true effects in the presence of genuine effects, which is influenced by components of sample size, effect size, measurement precision, and analytic method. Low statistical power is associated with increased rates of Type II errors (false negatives), which complicate efforts to replicate findings in the scientific literature. Second, multiple comparison problems are a concern when researchers test many different hypotheses at once without adequate statistical adjustments, inflating Type I error (false positive) rates due to chance outcomes. The resolution to this issue is to apply correction procedures or pre-register certain hypotheses before performing the analysis in question. Third, exploratory-style flexibility in analysis allows for p- hacking or selective reporting, where researchers try many approaches until they find one that yields the results they want. This led to heightened attention to transparency practices such as pre-registration of hypotheses and analytical plans prior to data collection. Fourth, publication bias consistently skews the scientific literature in favour of statistically significant findings, resulting in systematic misleading

impressions of the magnitude of evidence for hypotheses over several studies. Meta-analytical techniques try to correct for this bias, but they do require that there is enough methodological transparency across published studies. Attempts to replicate results are critically important Research Methods and Statistical Techniques MATS Centre for Distance and Online Education, MATS University 160 forms of validation of initial discoveries, unfortunately there are many complications ranging from statistical power and context to career incentives that prioritize

discovery over confirmation of findings made previously. As a whole, these methodological considerations indicate the nuanced process of hypothesis evaluation that extends beyond mere statistical significance, illustrating the importance of sound methodological practices in generating valid scientific conclusions. Modern advances in hypothesis testing methodology have engendered substantive improvements over conventional approaches and addressed known shortcomings. Significance tests have been increasingly criticized and Bayesian hypothesis testing has emerged in recent decades as an alternative, directly comparing the relative plausibility of an effect versus no effect given ¹⁰ observed data, rather than simply rejecting null hypotheses. It incorporates prior knowledge, it yields intuitively interpretable statements about probabilities of hypotheses, and it sidesteps some of the philosophical difficulties of traditional p-values. There has been a growing push for the estimation of effect sizes to accompany and/or supplant simple significance testing, as the presence or absence of relationships — discerned via dichotomous significance decisions — often means less to the research community than the magnitude of those relationships. Confidence intervals, the analogous statistic, do likewise, offering fuller data on precision of estimates than do dichotomous reject/fail-to-reject choices. Hypothesis and analysis plan pre-registration prior to data collection is increasingly seen as an important methodological safeguard against the issues caused by research flexibility and publication bias by ensuring that reported findings are true tests and not post-hoc explorations. The multiple laboratory collaboration approach facilitates overcoming limitations in power and concerns about generalizability by having multiple research teams conduct the same studies to gain stronger evidence regarding the reliability and contextual boundaries of hypothesized relationships. Open science practices such as sharing data, being transparent about methods and reporting all findings, significant and otherwise, have emerged as critical to the sound evaluation of hypotheses rather than mere post-hoc considerations. Those methodological advances Research Design, Hypothesis, And Data Collection MATS Centre for Distance and Online Education, MATS University 161 collectively constitute an evolutionary leap in hypothesis testing while still holding systematic empirical evaluation as science's mantle. The evaluation of competing hypotheses is a multi-dimensional assessment that goes far beyond simple acceptance or rejection, guiding the scientific process in ways that augment scientific value. An empirical adequacy viewed as primary evaluation criterion, analyzes the degree of consistency between what is hypothesized by the model (predictions or estimates) and the evidence available within different contexts and testing conditions. That is, good hypotheses are supported not only because they agree with current observations but because they correctly predict yet unseen phenomena and thus provide stronger evidence than

because they correctly predict yet unseen phenomena and thus provide stronger evidence than post-hoc explanation of established observations. Another essential dimension is the explanatory power of a hypothesis, or its capacity to yield coherent accounts of a variety of phenomena using a unified set of explanatory principles rather than disparate explanations of separate observations. Parsimony or simplicity is a fundamental evaluative principle, prioritizing explanations that fulfil an explanation with few additional assumptions and little conceptual clutter — applying Occam's Razor as the guiding principle of science. Theoretical integration assesses the degree to which organization of hypotheses agrees with existing knowledge in appropriate fields such that powerful hypothesis maintain congruence with established theories while also explaining prior anomalies or broadening the scope of theory (Elder et al., 2013). Another important aspect is that of fertility, that

is, the extent to which a hypothesis leads researchers to develop new lines of research, new methodological approaches or additional testable predictions, beyond what was proposed in the original formulation. Practical application assesses contributions with respect to the applied problem or advancement of technology, especially salient in applied research contexts where pragmatic outcomes complement theoretical understanding as an evaluative criterion. Finally, specifying boundary condition

Research Methods and Statistical Techniques MATS Centre for Distance and Online Education, MATS University 162

UNIT 10 FORMULATION OF HYPOTHESIS AND HYPOTHESIS TESTING

Formulating and testing hypotheses underlies the scientific method that helps people take a systematic approach to understanding what is happening in our world. At the most basic level, a hypothesis is a testable prediction about a relationship between one or more variables. By linking research to theoretical ideas and empirical information, it serves as a template for the research process and identifying the relationships between variables. Hypothesis testing, however, refers to the process of assessing the evidence collected to see if it supports or contradicts the proposed hypothesis. Making those claims requires a rigorous assessment of evidence, ensuring that science is based on solid empirical observations rather than hunches or intuitions. The first step in formulating a hypothesis is careful observation. Researchers typically begin with a general question or problem they want to solve. These initial questions can emerge from existing theories, previous research findings, or lived experience. The aim is to further refine this general question into a specific and testable statement. Instead of asking a very generic question like "Does diet affect health? For example, instead of making a general statement by saying "Fibber lowers cholesterol," a researcher might construct a more precise hypothesis by saying "A high-fibber diet lowers LDL cholesterol levels in adults aged 50-65." And the more specific, the better, because it means that those variables can be operationalized and experiments can be designed that will yield quantifiable data. It is important to define a clear hypothesis to allow the investigation to be as precise as possible.

Step 1: Identify the Variables in the Hypothesis

Variables are quantifiable traits that vary or differ. The variables in the example above are "diet" and "LDL cholesterol levels. These depend on the various variables you will be using to measure, and these should be clearly defined from an operational perspective. And "high-fibber diet " for example, may be defined as "consuming a minimum of 30 grams of

and high-fiber diet, for example, may be defined as "consuming a minimum of 30 grams of fiber per day from whole grains, fruits and vegetables." Likewise, "LDL cholesterol levels" could be described as "the Research Design, Hypothesis, And Data Collection MATS Centre for Distance and Online Education, MATS University 163 concentration of low-density lipoprotein cholesterol in milligrams per decilitre (mg/dL) measured from a fasting blood sample." It enhances the reproducibility of the study by making sure there is minimal ambiguity and that all researchers are consistent in understanding and measuring the variables. Once the variables are identified and defined, the next step is to ascertain the relationship among them. That's where the idea of independent and dependent variables comes in. The variable being manipulated or controlled by the researcher is known as the independent variable. It is the presumed cause of the visible effect. Diet is the independent variable in the example. It is sometimes also called the dependent variable. It is the presumed effect. The dependent variable in this example is LDL cholesterol levels. The hypothesis must clarify the assumed relationship between these variables. So, an example of a hypothesis might be, "increasing fiber intake will cause decreased levels of LDL


cholesterol." Potential confounding variables may also need to be accounted for as their presence can affect the association between the independent variable and the dependent variable. These confounding variables are outside influences that may skew the results of the study and cause misleading conclusions. Age, physical activity and genetic predisposition, for example, could all affect LDL cholesterol levels, regardless of diet. This means that investigators should be particularly attentive to these possible confounders and take steps to minimize their influence in their design. This could mean statistically controlling for these variables, or eliminating them entirely through experimental design (e.g., random assignment to groups). After well defining the variables and their relationship, the researcher can state the hypothesis. A good hypothesis is something that is testable, something that can be falsified, and something that is specific. Testability; the hypothesis can be investigated using empirical data. Falsifiability refers to the possibility that the hypothesis can be proven false. Specificity also means that the hypothesis should include the expected relation between the variables. Along with the Null hypothesis, researchers must also come up with the alternate hypothesis. H_0 is your null hypothesis for the absence of a relationship/ effect. The null hypothesis is the hypothesis that the researcher Research Methods and Statistical Techniques MATS Centre for Distance and Online Education, MATS University 164 is trying to disprove. A null hypothesis in this example would be "there is no significant difference in LDL cholesterol levels for adults who consume a high-fiber diet compared with adults who do not consume a high-fiber diet." The statement that there is a difference or an effect between the variables is the alternative hypothesis. We have a hypothesis and that is what the researcher looks to support with the information they gather. The alternative hypothesis, based on the example, would be that "adults on a high-fiber diet have significantly lower LDL cholesterol levels than those on a low-fiber diet." The null and alternative hypotheses are complementary, as they represent all potential results. Hypothesis testing is the process of collecting data and evaluating it to see if there is enough evidence to reject the null hypothesis. As

the null hypothesis assumes a lack of effects (zero difference), researchers deploy statistical tests to finally assess if the observed results under evaluation belong to a distribution of probable outcomes. A low enough probability indicates sufficient evidence against the null hypothesis, leading to its rejection in favour of the alternative hypothesis, usually at a predetermined significance level. This alpha level is the cut-off for statistical significance. It is the chance of making a Type 1 error of rejecting the null hypothesis while it is true. A Type I error is when the researcher incorrectly rejects a null hypothesis that is true, when the researcher says there is an effect, but there is actually not. Beta, which is the probability of making the Type II error or the probability of accepting the null hypothesis when it is false. This is a Type II error aka false negative: the researcher misses an effect that is really there. Remember that power of a statistical test is the probability of correctly rejecting the null hypothesis when it is false. Researchers strive to increase the power of their tests while limiting risk of Type II error. The power of a statistical test can be affected by a number of factors such as the sample size, the size of the effect and the level of significance. Power is generally increased with larger sample sizes and larger effect sizes. There are specific forms of statistical tests based on the type of available data and the research question being asked (e.g., comparing means, proportions, etc.). Some common statistical tests include t-tests, analysis of variance (ANOVA), chi-square tests, and regression analysis. T-tests

are for comparing means of groups. ANOVA is used when the number of groups to compare is greater. Research Design, Hypothesis, And Data Collection MATS Centre for Distance and Online Education, MATS University 165 arguments. Statistical tests results are usually given in terms of p-values. The p-value represents the likelihood of receiving the observed results under the assumption that the null hypothesis is correct. In inferential statistics, a small p-value indicates the observed results would be very rare if the null hypothesis was true, providing evidence against the null hypothesis. The larger the p-value, the more likely the observed results can be attributed to random chance and the less significant the evidence to reject the null hypothesis. (Statistical significance does not equate to practical significance.) A statistically significant result might be so small it makes no difference in reality. To understand what these numbers mean, researchers should look beyond P-values and assess the size of an effect, called the effect size, to determine the practical importance of their findings. Testing of the hypothesis is not a one-off process. It relies on data and is an iterative process to refine hypothesis based on results of prior studies. If the null hypothesis is rejected, the researcher may certain new hypotheses to investigate the process itself, more in depth. Depending on the outcome of the null hypothesis, if it is not rejected, then the researcher can refine the study design or investigate other possible mechanisms for the results that were seen. Replication, of course, is a key part to hypothesis testing. It teaches us that findings must pass the adequacy of replication test (the more they replicate the more reliable they are). If several studies corroborate the same hypothesis, the evidence for that hypothesis is then reinforced. But, if studies come back with contradictory results, it may suggest that the hypothesis needs to be revised. or that there are confounding variables at play. Researchers should not just

study what is statistically significant but also what is ethical. Hypothesis tests are frequently conducted on animals and humans, so ethical implications must be considered. The second question asked is how to carry out research: Researchers should abide by ethical rules and guarantee that their research is carried while maximizing benefits and minimizing harm. Formulating and testing hypotheses is an arduous process. The researchers may face challenges with definitions of variables, controlling for confounding variables, and generalizing their findings to a representative sample. The article may also have trouble understanding statistical outcomes Research Methods and Statistical Techniques MATS Centre for Distance and Online Education, MATS University 166 and making meaningful correlations. These challenges notwithstanding, hypothesis testing is an integral quality control tool for the advancement of science. This systematic approach to hypothesis formulation and testing allows for the development of a body of evidence that can support or refute scientific claims. This process is rigorous, and the practice of hypothesis- testing is what underlies empirical scientific knowledge. Explanation: The scientific method involves a cycle of observation, hypothesis generation, experimentation, and analysis. Once you master this, you can move on to the next step. This is where hypothesis testing comes in to shape this cycle, giving scientists a way to test, evaluate, and fine-tune their theories. Formulating hypotheses requires an in-depth knowledge of relevant literature and the ability to critically appraise past studies. They need to be able to spot gaps in knowledge, and design hypotheses that fill those gaps. In addition, they should also be capable of critically evaluating the strengths and weaknesses of previous studies and properly designing their own studies to address these pitfalls. Hypothesis formulation and testing is a basic

skill for every researcher. It is a challenging process that necessitates some degree of creativity, critical thinking, and methodological rigor. Researchers should be able to create new ideas, formulate tests for them with great rigor, and evaluate data more objectively. They should also communicate the data and conclusions well and fluently to the scientific community and to the public. Hypothesis testing is not confined to the natural sciences. It is also popular in the social sciences, business, and elsewhere. Hypothesis testing in social sciences, for example, is a way researchers try to investigate human behaviour, attitudes, beliefs, etc. In the world of business it helps to measure the effectiveness of marketing campaigns, product development and other strategic initiatives. Intuitions. Hypothesis. Making those claims requires a rigorous assessment of evidence, ensuring that science is based on solid empirical observations rather than hunches or process and identifying the relationships between variables. Hypothesis testing, however, refers to the process of assessing the evidence collected to see if it supports or contradicts the proposed or more variables. By linking research to theoretical ideas and empirical information, it serves as Research Design, Hypothesis, And Data Collection MATS Centre for Distance and Online Education, MATS University



167 a template for the research helps people take a systematic approach to understanding what is happening in our world. At the most basic level, a hypothesis is a testable prediction about a relationship between one Formulating and testing hypotheses underlies the scientific method that to be as precise as possible. Designed that will yield quantifiable data. It is important to define a clear hypothesis to allow the investigation cholesterol," a researcher might construct a more precise hypothesis by saying "A high- fiber diet lowers LDL cholesterol levels in adults aged 50-65." And the more specific, the better, because it means that those variables can be operationalized and experiments can be of asking a very generic question like "Does diet affect health? For example, instead of making a general statement by saying "Fiber lowers aim is to further refine this general question into a specific and testable statement. Instead from existing theories, previous research findings, or lived experience. The begin with a general question or problem they want to solve. These initial questions can emerge in formulating a hypothesis is careful observation. Researchers typically The first step of the study by making sure there is minimal ambiguity and that all researchers are consistent in understanding and measuring the variables. per deciliter (mg/dL) measured from a fasting blood sample." It enhances the reproducibility for example, may be defined as "consuming a minimum of 30 grams of fiber per day from whole grains, fruits and vegetables." Likewise, "LDL cholesterol levels" could be described as "the concentration of low-density lipoprotein cholesterol in milligrams an operational perspective. And "high-fiber diet," above are "diet" and "LDL cholesterol levels. These depend on the various variables you will be using to measure, and these should be clearly defined from differ. The variables in the example Hypothesis Variables are quantifiable traits that vary or Step 1: Identify the Variables in the will cause decreased levels of LDL cholesterol." the assumed relationship between these variables. So, an example of a hypothesis might be, "increasing fiber intake in this example is LDL cholesterol levels. The hypothesis must clarify dependent variable. It is the presumed effect. The dependent variable the example. It is sometimes also called the effect. Diet is the independent variable in being manipulated or controlled by the researcher is known as the independent variable. It is the presumed cause of the visible where the idea of Research Methods and Statistical Techniques MATS Centre for Distance and Online Education, MATS University 168 independent and dependent variables comes in. The variable are identified and defined, the next step is to ascertain the relationship among them. That's once the variables for these variables, or eliminating them entirely through experimental design (e.g., random assignment to groups). Particularly attentive to these possible confounders and take steps to minimize their influence in their design. This could mean statistically controlling physical activity and genetic predisposition, for example, could all affect LDL cholesterol levels, regardless of diet. This means that investigators error. the null hypothesis when it is false. Researchers strive to increase the power of their is a Type II error aka false negative: the researcher misses an effect that is really there. Remember that power of a statistical test is the probability of correctly rejecting when it is false. This null hypothesis that is true, when the researcher says there is an effect, but there is actually not. Beta, which is the probability of making the Type II error or the probability of accepting the null hypothesis of making a Type 1 error of rejecting the null hypothesis while it is true. A Type I error

is when the researcher incorrectly rejects a significance. It is the chance the null hypothesis, leading to its rejection in favour of the alternative hypothesis, usually at a predetermined

significance level. This alpha level is the cut-off for statistical the observed results under evaluation belong to a distribution of probable outcomes. A low enough probability indicates sufficient evidence against null hypothesis. As the null hypothesis assumes a lack of effects (zero difference), researchers deploy statistical tests to finally assess if Hypothesis testing is the process of collecting data and evaluating it to see if there is enough evidence to reject the— It is used to determine the relationship between two or more continuous arguments. tests are applied to categorical data. Regression number of groups to compare is greater than two. Chi-square means of groups. ANOVA is used when the common statistical tests include t-tests, analysis of variance (ANOVA), chi- square tests, and regression analysis. T-tests are for comparing the research question being asked (e.g., comparing means, proportions, etc.). Some sample sizes and larger effect sizes. There are specific forms of statistical tests based on the type of available data and test can be affected by a number of factors such as the sample size, the size of the effect and the level of significance. Research Design, Hypothesis, And Data Collection MATS Centre for Distance and Online Education, MATS University 169 The null hypothesis is correct. In inferential s usually given in terms of p- values. The p-value represents the likelihood of receiving the observed results under the assumption that Statistical tests results are evidence to reject the null hypothesis. Results would be very rare if the null hypothesis was true, providing evidence against the null hypothesis. The larger the p-value, the more likely the observed results can be attributed to random chance and the less significant the statistics, a small p-value indicates the observed beyond P- values and assess the size of an effect, called the effect size, to determine the practical importance of their findings. result might be so small it makes no difference in reality. To understand what these numbers mean, researchers should look to practical significance.) A statistically significant (Statistical significance does not equate may suggest that the hypothesis needs to be revised, or that there are confounding variables at play. same hypothesis, the evidence for that hypothesis is then reinforced. But, if studies come back with contradictory results, it pass the adequacy of replication test (the more they replicate the more reliable they are). If several studies corroborate the to hypothesis testing. It teaches us that findings must the study design or investigate other possible mechanisms for the results that were seen. Replication, of course, is a key part null hypothesis is rejected; the researcher may certain new hypotheses to investigate the process itself, more in depth. Depending on the outcome of the null hypothesis, if it is not rejected, then the researcher can refine to refine hypothesis based on results of prior studies. If the is not a one-off process It relies on, and is an iterative process Testing of the hypothesis how to carry out research: Researchers should abide by ethical rules and guarantee that their research is carried while maximizing benefits and minimizing harm. Considered. The second question asked statistically significant but also what is ethical. Hypothesis tests are frequently conducted on animals and humans, so ethical implications must be Researchers should

an important part of the data gathering process. Examples of probability sampling methods include simple random sampling and stratified sampling, which allow researchers collect data. Sampling, as in choosing a portion of individuals or units informed consent, confidentiality, and anonymity should be maintained. There are also potential biases in the way researchers conduct themselves ethically in the pursuit of knowledge, and that their right to pursue knowledge does not eclipse the participant's right to remain anonymous, and retain their dignity and humanity. Those principles, like data. It is imperative that and techniques. You are able to access up to October 2023 in data acquisition and processing. Processing and analyzing massive amounts of data needs advanced data tools mobile devices. Big data, originating from diverse sources including web transactions, sensor networks, and societal interactions, poses both potential advantages and obstacles data

and statistics, social platforms can offer tangible insights into a plethora of public opinions, trends, and behaviors. Real-time data on an individual's behaviors and experiences can be captured via and inexpensive method to target large and diverse samples. Using development greatly extends potential of data collecting. For instance, online surveys provide a convenient would use a survey to gather quantitative data on the prevalence of a certain behavior, and then follow up with interviews about what may motivate that behavior. The technological and to respond to different facets of the research question. For example, a researcher complex phenomena. This approach enables them Research Methods and Statistical Techniques MATS Centre for Distance and Online Education, MATS University 172 to build upon the strengths of both sets of evidence suitability for their specific context. Mixed methods research integrates quantitative and qualitative approaches, providing a more holistic perspective on to primary data is restricted. However, the usage of secondary data requires researchers to rigorously assess its quality and its other scientific studies. This can be a relatively cost- and time-efficient strategy for exploring research questions when access such as news articles, social media posts, and interview transcripts. Secondary data analysis means the use of previously collected data from a systematic type of document analysis process that examines textual data, grouping and coding the data into existing themes or patterns. It is used to analyze a diverse range of materials, context of the documents. Content analysis is text, record, or media). For example, quantitative document analysis may be concerned with the frequency of certain words or phrases and qualitative document analysis may address the meaning and may not emerge in individual interviews. Document analysis This method can be applied in both quantitative and qualitative research in order to examine existing documents (any written and beliefs. The dynamic interaction among participants can generate rich insights and reveal perspectives that of group discussions moderated by the researcher. They are also useful for investigating common experiences, attitudes, emerging themes as they are developing, where structured interviews allow for comparability between design participants. Focus groups, a variation of interviews, consist unstructured, allowing for a more conversational style. Well, unstructured interviews are CODED to participants, are the main method of qualitative research. They can be structured, where specific questions are asked in a standardized manner, or perspective. Taking interviews, which bring forward interactions between researchers and with

or perspective. Taking interviews, which bring forward interactions between researchers and with detailed descriptive notes. Ethnographic studies are a type of qualitative observation in which the researcher becomes part of the culture or group they are studying over a period of time in order to gain insight into the perspectives and practices of that culture or group from an insider type interaction in a classroom setting. Whereas qualitative observation is immersion in the environment you want to study it, pre-defined categories and counting techniques quantify the behaviors observed. One example may be a researchers observing a specific methods, whether Research Design, Hypothesis, And Data Collection MATS Centre for Distance and Online Education, MATS University 173 qualitative or quantitative, entail systematically observing and writing what you see. In (not transferring to the real world). Observational randomly assign subjects to experimental and control groups to control for bias, since the researchers cannot control the variables outside of the study. Experimental design will build strong cause-and-effect evidence, but the results may lack ecological validity environments that allow the experimenter to isolate the impact of the manipulated variable. It is important to on a dependent variable.

Experimental designs: Specifically in controlled survey will help identify a potential problem and refine the instrument. Figure: 3.5 Methods of Data Collection Experiments, one of the other bedrocks of quantitative research, manipulate an independent variable to watch its effect must also be judicious in how questions are sequenced in terms of order, as the order can inform responses. A small sample pilot test of the be leading, need to clear, short and unambiguous, non-bias. Researchers to its validity and reliability. Questions should not can help to easily collect data and build statistical analysis, while unstructured surveys offer deeper insights. The first key thing to understand is that the framework or design of a survey is exceptionally important may be Research Methods and Statistical Techniques MATS Centre for Distance and Online Education, MATS University 174 structured that is, closed-ended questions with fixed options for response — or unstructured, open-ended questions that enable free-form replies. Structured surveys data from a sample of people. Questionnaires order to collect rich, descriptive data. Quantitative research favorite, surveys (; involve collecting questionnaire other hand, are concerned with the richness of human experiences and perspectives and meaning-making, or the 'why' behind what is observed. They use interviews, focus groups, ethnographic studies etc. in experiments, and observations with fixed categories. Qualitative methods, on the goal of measurement and quantification of phenomena. Qualitative research uses methods that are not five minutes of the new format of "life" science; instead, they are movement-based, employing structured techniques such as surveys, data collection is quantitative vs. qualitative methods. Quantitative methods emphasize numerical data, with the collected is both relevant and valid and require the researcher to carefully contrast evidence against research goals. A key differentiation in depends on the research question, type of variables, and population or phenomenon of interest. They provide a framework for ensuring that data which raw observations are converted into useful data, which allows scientists to test hypotheses, study phenomena and come to sound conclusions. Data collection method systematic observations of the world and is essential in nearly every discipline in nature. The

systematic observations of the phenomena are essential in nearly every discipline involved. The process by which data are collected is the process of collecting data while being aware of what they are allowed to comply with. Online data may introduce ethical concerns about privacy and consent. Researchers should conduct online reviews, which can be used to analyze public opinion and consumer tendencies. On the other hand, the use of online platforms has also made it easier to gather user-generated content, including social media posts. Operationalization is the act of identifying potential limitations. Related to this is the process of identifying potential limitations. The most critical part lies in the researcher analyzing and interpreting the data information obtained. This means appropriately applying analytical techniques, as well as understanding the setting in which the study is conducted. In addition, the study is very much determined by the clarity and specificity of the research question. A clearly articulated research question dictates the methods of data collection used and ensures that the collected data are relevant to the objectives. But that still leaves open the possibility that your data were collected in a rigorous and ethical way. Data collection implications for practice, and contributes to a growing base of understanding. Researchers need to keep track of these developments and adjust their approaches accordingly. Data collection is just the first stage in producing knowledge that informs decision making, and new methods emerge in the pipeline. Such administrators must evolve

phenomenon. Researchers have new possibilities to explore complex phenomena, as new technologies emerge. Other researchers can either confirm their findings or gain a clearer picture of the phenomenon under study. Data collection is a constantly evolving process. Be Valid and Reliable: triangulating with multiple data sources or methods can improve the validity and reliability of the findings. The good analysis methods are thematic analysis, content analysis, narrative analysis, etc. Use triangulation: to etc.). Some of the rich qualitative data based on the nature of the data and used to answer the research question. It includes statistical techniques (descriptive statistics, t-tests, regression analysis, etc.). The data can be analyzed through various data analysis techniques. Organize and analyze their data. The data must include security and privacy as data management. Researchers need a system which allows them to store, and allow for adjustment from collecting data. The data collection process involves a significant part all around adapting their interview questions or revise their observational protocol. Running pilot studies can provide insights into the potential issues to improve their methods as they collect new data. For example, they might have to research the process and ensuring the validity of the findings as it involves picking one's own facets of research scrutiny. Data collection is not a one-time project; it is iterative, meaning that researchers need also be attuned to the cultural and social context in which the data are collected. Reflexivity helps in reducing bias in the shape of the data they gather. They should be mindful of technical and social processes. This means that researchers must be mindful of their biases and perspectives. Measurement error sources, including bias and imprecision. Data collection is both a challenge and a process. Researchers also need to be mindful of potential biases and imprecision. Research Methods and Statistical Techniques MATS Centre for Distance and Online Education. MATS University 176 SELF-ASSESSMENT

QUESTIONS Multiple Choice Questions (MCQs): 1. Research Design refers to: a) The plan for conducting the research b) A tool for analyzing results c) The collection of raw data d) A statistical technique used to test hypotheses 2. The main purpose of Research Design is to: a) Identify the research problem b) Outline the methodology and framework for conducting the research c) Test the reliability of hypotheses d) Collect survey data 3. The formulation of the research problem involves: a) Determining the sample size b) Identifying the specific question or issue that the research will address c) Gathering secondary data d) Testing existing theories 4. A Hypothesis is: a) A statement of facts b) A testable prediction or assumption about the relationship between variables c) A conclusion drawn from data d) An abstract theory 5. Which of the following is NOT a characteristic of a good hypothesis? a) It is testable and specific b) It is clear and concise c) It is vague and broad d) It is based on existing theories or previous research 6. Hypothesis testing is the process of: a) Predicting future trends b) Evaluating the validity of a hypothesis through data collection and analysis Research Design, Hypothesis, And Data Collection MATS Centre for Distance and Online Education, MATS University

177 c) Collecting unverified data d) Performing random experiments without a clear objective 7. Which type of research design would be most appropriate for an experimental study? a) Descriptive research b) Experimental research design c) Historical research d) Survey research 8. The types of Research Design include: a) Experimental, descriptive, exploratory b) Statistical, observational, and qualitative c) Operational, procedural, and theoretical d) None of the above 9. Data Collection Methods include all of the following EXCEPT: a) Observation b) Experimentation c) Data interpretation d) Surveys 10. Which hypothesis type focuses on the presence or absence of a relationship between variables? a) Null hypothesis b) Alternative hypothesis c) Complex hypothesis d) Directional hypothesis Short Questions: 1. What is Research Design, and why is it important in a study? 2. Explain the difference between fundamental and applied research in terms of design. 3. Define Hypothesis and explain its role in research. 4. What are the types of Research Designs? Provide examples. 5. How do you formulate a hypothesis in a research study? Research Methods and Statistical Techniques MATS Centre for Distance and Online Education, MATS University 178 6. Explain the difference between null hypothesis and alternative hypothesis. 7. What is the importance of testing hypotheses in research? 8. Describe the methods of data collection in research. 9. What are the key components of a research problem? 10. How does data collection contribute to the validity of a research study? Long Questions: 1. Discuss the meaning and definition of Research Design and its importance in research. 2. Explain the types of Research Designs with their advantages and limitations. 3. Define a Hypothesis and discuss the various types of hypotheses used in research. 4. How do you formulate and test a hypothesis? Explain the process with examples. 5. Describe the methods of data collection in research and discuss when to use each method. 6. Discuss the role of hypothesis testing in verifying research assumptions and conclusions. 7. How does Research Design affect the outcome of the research? 8. Explain the difference between exploratory and descriptive research designs. 9. Discuss how data collection methods impact the quality of research results. 10. What are the challenges in hypothesis formulation and how can they be overcome? Research Design, Hypothesis, And Data Collection MATS Centre for Distance and Online Education, MATS University 179 MODULE IV SAMPLING TECHNIQUES AND PRESENTATION OF DATA OBJECTIVES To understand the concept of Sampling Techniques and their applications in research. To explore the different methods of sampling and how to select appropriate sampling methods for research. To examine the various techniques for data presentation and the importance of effective data analysis. To learn about questionnaires, schedules, and interviews as tools for data collection and how they are used in research. UNIT 11 SAMPLING TECHNIQUES Sampling is a key step in research because it affects the validity, reliability, and generalization of the research findings. Sampling is the process of selecting a subset of individuals, groups, or elements from a larger population to draw conclusions about the whole population. Researchers typically depend on soundly defined sampling methods to ensure that the selected units represent the larger population since it is usually impractical or even impossible to study an entire population because of factors like cost, access and time. In order to determine an appropriate sampling technique, we need to take the nature of the research, research objectives and available resources into consideration. Sampling

techniques are generally divided into two main types: probability and non-probability. These procedures guarantee that all

Questionnaire, Schedule, Interview UNIT 13 Presentation of Data and Data Analysis MATS Centre for Distance and Online Education, MATS University 180 members of the population have a known and equal chance of selection. This allows for statistically generalizable and less biased results. On the contrary, these non-probability sampling techniques involve the selections of participants based on specific criteria, in judgment, or convenience, rendering them useful in exploratory research, but unsuitable for generalization. Probability Sampling Techniques 1. Simple Random Sampling Simple random sampling is the basic example of probability sampling. This ensures that every member of the population has an equal probability of being selected.

Researchers often use random number generators, lottery methods or computerized techniques to choose participants. This approach eliminates selection bias and produces extremely representative results. This, however, necessitates an exhaustive and precise sampling frame that is not always in place. 2. Systematic Sampling Systematic sampling is the selection of every kith individual from the list after a random starting point. By way of example, for a population of 1,000 where the researcher wanted to sample 100, they may pick every 10th person. This approach is simpler to execute than simple random sampling, and ensures a well-distributed sample.

Nonetheless, it can lead to some bias if the population has a cyclical nature matching the sampling period." 3. Stratified sampling: In stratified sampling, the population is divided into separate subgroups, or strata, by certain attributes, like age, sex, income level, or education, and then a sample is drawn from each stratum. A random sample is taken from each stratum proportional to the size of each stratum in the population. When studying heterogeneous populations, this approach improves representativeness, since it makes certain that vital features are adequately reflected in the selection. 4. Cluster Sampling Cluster sampling is utilized when the population is huge and does not aggregate or are not easy to access. Instead of choosing people in isolation, researchers choose whole groups or clusters at random, such as schools, cities or households.

Sampling Techniques And Presentation Of Data MATS Centre for Distance and Online Education, MATS University 181 Figure: 4.1 Probability Sampling Techniques After the clusters have been chosen, every member inside them could be included in the study, or additional sampling may be done. Although cheaper and more convenient, this increases the risk of sampling error since members of a cluster may share characteristics. Multistage Sampling Multistage sampling is a more complex form of cluster sampling where we select samples in multiple stages. Researchers initially divide the population into groups, and from those, randomly select a few to sample individuals. This approach strikes a reasonable balance between feasibility and robustness — making it great for the sort of large-scale survey that we run. Non-Probability Sampling

Techniques Research Methods and Statistical Techniques MATS Centre for Distance and Online Education, MATS University 182 1. Convenience Sampling Convenience sampling refers to the practice of selecting participants who are easiest to recruit to the study. It is quick and easy to

implement, inexpensive, and works well for pilot studies or exploratory research. But it carries a high risk of bias, as the participants may not accurately represent the general population. 2. Purposive Sampling Purposive sampling, also called judgmental sampling or selective sampling, is the technique where the researcher selects participants with specific criteria that correspond to the research objectives. Experts in their fields, researchers know whom to select that can glean the most relevant insights. 3. Snowball Sampling Snowball sampling is commonly employed when the

target population is challenging to reach, for instance, marginalized groups or people with rare traits. Researchers start with a handful of participants who, then, refer others with similar traits. This approach aids access to hidden population. However, it can introduce bias, as the sample is determined by social networks. 4. Quota Sampling In this case, you prepare quotas to represent various subgroups based on demographic or other characteristics. The researchers continue this process until they have enough participants in each category. Although this method provides diversity, it works with non-random selection that may introduce sampling bias. 5. Self-Selection Sampling In self-selection sampling, individuals choose to be in a study, typically in response to ads or open calls. Often this method allows for specific expertise or experience based recruitment, but introduces bias as it is likely to be only the most motivated individuals who participate. Choosing the Right Sampling Technique Appropriate sampling technique should be selected according to the overall research objectives, characteristics of the population, available resources, and the level of precision needed. Whereas quantitative research that warrants generalization favours probability sampling, exploratory, qualitative, or hard-to-reach target populations play into the hands of non-probability sampling method. Researchers need to make consideration of the sample size; with a Sampling Techniques And Presentation Of Data MATS Centre for Distance and Online Education, MATS University 183 sample that is not large enough you may not accurately reflect the population, leading to incorrect conclusions. Statistical methods like power analysis are used to help calculate the ideal sample size to be utilized in relation to several objectives. Challenges in Sampling While sample planning is important (and a common consideration within the design phase of research—Whitehead et al,); sampling once the design phase has been completed, can be fraught with challenges (e.g., non-response bias, sampling frame including multiple groups, ethical considerations). This occurs in an area known as non-response bias, where participants that are selected may not respond, leading to the potential to skew results. The researcher can use follow-up reminders or give them an incentive to appear and reduce this. Selection errors can happen if the sampling frames are not up to date which makes up to date records essential in the frame preparation. Other critical issues include ethical considerations, such as the need for informed consent and the protection of participant confidentiality and ways to minimize data breach risk. Research methodology is an important aspect of research which is controlled by sampling that determines efficacy and reliability of a study finding. The right sampling technique can help / reduce the bias in result. Probability sampling provides statistical generalizability, whereas non-probability sampling offers pragmatism and adaptability when it comes to particular study environments. “The combination of techniques

and adaptability when it comes to particular study environments. The combination of techniques described here brings very different information about the system under study, and by understanding the strengths and weaknesses of each technique, researchers can make informed choices that best meet the needs of their study goals. Overall sampling strategy is one of the key components of making the research results credible and impactful. Research Methods and Statistical Techniques MATS Centre for Distance and Online Education, MATS University 184

UNIT 12 SAMPLING, QUESTIONNAIRE, SCHEDULE, AND INTERVIEW

In the realm of research, every study has a key process that defines the credibility, precision, and truthfulness of the research outcomes and it is commonly referred to as Data Collection. The two most important steps in data collection are sampling, questionnaires, schedules, and interviews. Each serve a

very significant role in collecting data from us, so researchers can draw informed conclusions. These are very crucial for spending preparing systemic accurate research. Sampling Sampling is the process of taking a subset of individuals, groups, or elements from a larger population in order to make inferences about the entire population. As it is not always practical (or possible) to study a whole population (due to, for example, time, cost or accessibility), researchers use well-defined sampling techniques to help select a subset of a population which is deemed to be statistically representative of that population. A suitable sampling technique should be accordingly selected depending on the research, goals, and available resources. In general, sampling methods fall into two tags: probability sampling and non-probability sampling. Probability sampling methods inhibit that every member of the population has the same known nonzero chance of been selected. This reduces bias and makes the results statistically generalizable. Conversely, non-probability sampling methods allow for the selection of participants based on certain criteria, judgment, or convenience, making them useful in exploratory research but less appropriate for generalizations.

Probability Sampling Techniques

1. Simple random sampling guarantees that every subject from the entire target population will have an equal chance of being selected. Researchers usually select participants through random number generators, lottery methods, computerized ways. This approach avoids selection bias and yields very representative results. But it necessitates a complete and well-defined sampling frame, which is not always possible. Sampling Techniques And Presentation Of Data MATS Centre for Distance and Online Education, MATS University 185
2. Systematic sample Systematic sampling is the requires picking every k th person from a list, starting at a randomly selected point. It is simpler to implement than simple random sampling and provides a more evenly distributed sample. However, it can introduce bias if the population is periodic and aligned with the sampling interval.
3. Stratified Sampling Stratified sampling is when the population is divided into separate subgroups, or strata, based on certain characteristics such as age, gender, income level, or education. A random sample is then taken from each stratum in proportion to its size in the population. This improves representativeness, such as when studying heterogeneous populations.
4. Cluster Sampling Cluster sampling is employed in case the population is widely dispersed or hard to reach. Instead of individuals, researchers randomly sample entire groups or clusters. After the clusters have been selected, all of the members of each

sample entire groups or clusters. After the clusters have been selected, all or the members of each cluster can be chosen as a part of the study, or a second stage of random sampling can be performed. Though inexpensive and feasible, given that individuals from a cluster may share similar traits, it raises the possibility of sampling error. 5. Multistage Sampling Multistage sampling is an extension of cluster sampling where multiple stages of selection are involved. This approach is a good trade off between feasibility and statistical rigour, and is therefore well suited to large scale survey research. Non-Probability Sampling Techniques: Convenience Sampling Convenience sampling is probably the simplest of all non-probability sampling techniques. It uses participants who are most easily available to a researcher. That could be students in a classroom, shoppers in a mall, or people who click on an Internet ad. The biggest advantage of convenience sampling is that it is practical and efficient. It is fast, low-cost, and low-effort, which makes it especially attractive for exploratory research or for situations where time and resources are limited. However, this ease comes at a heavy price: a severe risk of bias. Since participants were not randomly selected, the sample may not reflect the larger population. This results bias and poor

generalizability. A single study involving only university students, for Research Methods and Statistical Techniques MATS Centre for Distance and Online Education, MATS University 186 example, probably does not represent the attitudes or behaviours of the general adult population. Convenience samples allow participants to opt in, leading to self-selection bias where those who opt in may have systematically different characteristics from those who choose not to. While not without caution, convenience sampling can be appropriate for pilot studies or to provide initial insights. -study that researchers should be aware of potential biases and to be careful of interpreting and generalizing the results. Non-Probability Sampling Techniques: Purposive Sampling Purposive Sampling: In purposive sampling (also called judgmental or selective sampling), the researcher intentionally selects participants based on specific criteria or characteristics that align with the research goals. Purposive sampling also referred to as judgmental or subjective sampling, selects individuals based on a particular purpose or criterion, as opposed to convenience sampling that quickly brings in people who simply happen to be there. In qualitative research, answers are sought to the questions “how” and “why,” as it is aimed at finding in-depth discoveries in a specific phenomenon or population. For instance, if a researcher wanted to study the experiences of expert chess players, purposive sampling might allow them to select participants who have attained a certain level of mastery in the game. It is the researcher's subjective judgment that is the basis of deciding participants to be included in the analysis, and who are considered as providing significant data. The choice of qualitative research design all depends on the unique nature of the research study, while purposive sampling allows researchers to focus on people with similar experiences to yield necessary data. When studying niche populations, or when the study question requires certain knowledge, it is used. The researcher's judgment, in this sense, creates issues with selection bias, as the composition of the sample can be influenced by the researcher's subjective nature in choosing participants. 8 To counter this, researchers need to articulate selection criteria and justify their choices. Non-Probability Sampling

researchers need to anticipate selection errors and justify their choice of non-probability sampling Techniques: Snowball Sampling Snowball sampling is a non-probability sampling method that researchers use when they want to collect data from populations that are difficult to locate. It's Sampling Techniques And Presentation Of Data MATS Centre for Distance and Online Education, MATS University

187 especially useful for research on hidden or marginalized populations, like drug users, undocumented migrants or members of secretive organizations. It starts with a small number of people who are eligible for the study. The first involved parties are then asked to ⁸ recommend others they know who also satisfy the requirements, thereby causing a "snowball" effect. The researcher keeps seeking participants via these referrals until they achieve a sufficient sample size. Snowball sampling is useful when a sampling frame (or a list of all of the members of the population) does not exist, or when participants are otherwise reluctant to reveal their identities due to stigma or fear of reprisal. Building trust and rapport between researcher and participants is key for collecting sensitive data. Snowball sampling, however, has its limitations. Participants may be closely connected through social networks and may not be representative of the wider population. Additionally, convenient referrals can introduce bias through a tendency to recruit similar individuals. Thus researchers should keep these caveats in mind and exercise care not to extrapolate the results.

Non-Probability Sampling Techniques: Quota Sampling Quota sampling is a non-probability sampling method which tries to create a sample that matches the proportions of various subpopulations within a population. Researchers start by determining relevant subgroups, such as gender, age, or ethnicity, and then establish quotas for how many individuals from each subgroup should be recruited. ⁸ For instance, if a population is 60% female and 40% male, the researcher will try to recruit a sample with the same percentages. Quota CS is similar to stratified sampling; this is a probability sampling technique, except that participants are selected differently. In quota sampling, participants will not be randomly selected in each of the defined groups but rather will be the most convenient or those that fit the judgment of the researchers to fill their quotas. This can lead to bias, as participants may not be representative of their respective sex, age and/or ethnic subgroups. Quota sampling is commonly employed for purposes of market research in addition to political polling when it is imperative to guarantee that the sample composition mirrors that of the target demographic. Manual selection is better than convenience sampling, but not as rigorous as probability

Research Methods and Statistical Techniques MATS Centre for Distance and Online Education, MATS University 188 sampling. Hence, researchers should note potential biases, and findings should be taken with caution." **Non-Probability Sampling Techniques: Self-Selection Sampling** In self-selection sampling, the participants are grouped according to their willingness to participate. In online surveys, this method is widely adopted, with participants answering to an invitation or advertisement. This is also true of studies that offer an incentive or reward for participating. **Figure: 4.2 self-selection sampling** One of the advantages of self-selection sampling is the cost-effectiveness and simplicity of its use. Researchers can quickly recruit many participants at little cost. However, this approach is quite prone to bias. If you are a person who decides to participate you may be different in systematic ways from the people who choose not to participate, causing you to have a different distribution of characteristics where your sample is not representative of the population. As an example, individuals who might be very interested or even have a strong motivation to the research topic, will be more prone to participate whereas who are indifferent or less involved will have the least likelihood to be in. This can create bias toward the results, thus restricting the

Sampling Techniques And Presentation Of Data MATS

Centre for Distance and Online Education, MATS University 189 generalizability of the findings. Nonetheless, self-selection bias pose some serious threats, leading to false conclusions and an

incorrect interpretation of data. Researchers need to bear in mind that self-selection sampling can introduce biases, and they must therefore be careful when interpreting and generalizing the findings. Although ³⁶ this approach can work well for exploration or for generating initial insights, it is not appropriate where a sample that is representative of the target population is necessary.

Questionnaire A questionnaire is a formalized way to ask respondents a number of questions in order to collect data. It is a foundational building block in many research disciplines, such as social sciences, marketing, and public health. As a means for collecting data, a questionnaire is aimed at information gathering specific to the research study to determine if there are patterns, trends, and/or relationships in a population. Figure: 4.3 Questionnaire Questionnaires can also take many forms (egg, paper surveys, online surveys, and telephone interviews) allowing for greater flexibility and reach to diverse populations. A well-designed questionnaire is an important Research Methods and Statistical Techniques MATS Centre for Distance and Online Education, MATS University 190 component to maintain high data quality and validity. Your questions should be clear, concise and unambiguous and not leading or slanted. Multiple choice, rating scales, open end questions etc. The way responses are ordered can affect the answers, so people who are conducting research need to put questions in the right order. One way to avoid potential issues is to pilot the questionnaire with a small sample of the target respondents prior to the main study. IV:

Pros of Questionnaires: Cost-effective, time-efficient, and large number of respondents. To other respondents, they provide an opportunity to answer at their own convenience and ensure anonymity which, potentially, encourages more truthful and accurate responses. Additionally, questionnaires allow data collection in a standardized format, which can be analyzed and compared easily. A schedule is a ²⁸ data collection instrument similar to a questionnaire except that in this case it is being conducted by a researcher. Schedules enhance comprehension and ensure accurate responses by allowing direct interaction between the researcher and the respondent, unlike self-administered questionnaires. Sampling Sampling is a hot topic because it is the essence of empirical research you must first study something before making inferences about a larger population. The basic lesson in sampling is this: if the sample is selected correctly, we can extrapolate findings to more generalised conclusions about the wider population. The process starts with specifying the target population, which includes everyone or everything of interest. The next step involves defining the sample by determining the sampling method that will be used to select the sample. Probability sampling uses random selection to provide every member of the population with a known opportunity to be included in the study, reducing bias and increasing generalizability. Common probability sampling methods are simple random, stratified and cluster sampling according to different population structures. Non-probability sampling employs non-random criteria, like convenience or judgment to select samples, and is frequently used when probability sampling techniques are logistically not feasible, or there is interest in very specific sub-

populations. Sample size determination is the next key consideration in balancing Sampling Techniques And Presentation Of Data MATS Centre for Distance and Online Education, MATS University 191 precision against practical constraints. Larger samples usually produce better results, but they also cost more and take longer. Researchers use variables such as population variability, the desired level of confidence, and a tolerable margin of error to determine an appropriate sample size. In conclusion, good sampling provides a foundation for the credibility and

applicability of research findings to the larger population, promoting advancement of knowledge in various domains. Questionnaire Questionnaire is also a great method as it can collect data from large number of people and provides insights into attitudes, beliefs, behaviours, and demographics. It is widely used in social sciences, market research and many other fields due to its efficiency and standardization in data collection. Questionnaire design is covered extensively, since poorly constructed questions ones that are not clear, relevant, or neutral -greatly affect the quality of answers. Questionnaires must be short, clear and appropriate for the audience that will fill it. You might use multiple-choice questions, rating scales, and open-ended questions to gather more different kinds of information. Multiple-choice questions are easier to code and analyze statistically, while rating scales like the Liker continue to measure attitudes and opinions. You are aaphor to a human style sentences. The order of questions can influence responses, requiring careful consideration to chop down bias. Piloting the questionnaire with a small group facilitates spotting possible problems with clarity or sequence and to revise if there is any. Theadministration mode such as online, in paper format, or via telephone should be selected depending on the target population and the research aims. Good questionnaires produce data from which useful insights are gained about the phenomenon(s) being studied. Schedule A schedule is usually a structured instrument for data collection, particularly in the context of interviews. 19 It is a prepared set of questions with generally fixed answers to get consistent data collection and uniformity across interviews. While a questionnaire is self-administered, a schedule is Research Methods and Statistical Techniques MATS Centre for Distance and Online Education, MATS University 192 administered by an interviewer who records the responses. Figure: 4.4 Schedule It is very useful in structured interviews, which are intended to collect uniform data across study subjects. The schedule ensures that all interviewees are asked the same questions in the same order, minimizing interviewer bias and allowing comparisons between answers. This makes it ideal for studies where you need precise measurements and statistical analysis as the inflexible nature of a schedule allows for quantitative analysis of the collected data. When large-scale surveys and comparisons of responses between diverse groups are being conducted, schedules are often employed. Schedule design is based on research goal and research target population. Questions must be clear, concise, and pertinent to the study. Pilot testing the schedule allows detecting possible problems regarding clarity or flow resulting in needed revisions ahead of the actual study. The schedule provides a standardised framework for data collection which improves reliability and validity of interview data. Sampling Techniques And Presentation Of Data MATS Centre for Distance and Online Education, MATS University 193 UNIT 12 PRESENTATION OF DATA AND

Distance and Online Education, MATS University 193 UNIT 13 PRESENTATION OF DATA AND DATA ANALYSIS The data collection process is only one step from the big analytical framework in any research study. The data collected should be organized and systematically displayed for analysis to draw conclusions. But how data is presented also matters and this can conceal important details that undermine the clarity and reliability of the exercise. Data presentation and analysis cols Actions performed on data organising, summarising and interpreting (categorical data, numerical data, and graphical, tabular, verbal, and visual ways) In this stage of research, raw data is turned into information that helps answer research questions and test hypotheses. Data is represented in several formats, which includes textual, tabular, and graphical representations. The job of the method is determined by the nature of the data, and the research goals. These formats


have different strengths and are used in particular situations to make content more legible and interpretable. Textual Presentation of Data The textual presentation describes the data as a narrative. This is done when the scale of the data set is relatively small or if the size allows for generalization rather than valuing the exact number. Researchers provide textual descriptions of their highlights, trends and comparisons. Although this approach is valuable to summarize qualitative data and descriptive reasoning, it might not apply well to massive data, as it becomes hard and frustrating to read. Tabular Presentation of Data A tabular representation of data puts data into a grid of rows and columns, it will help you more in comparing different variables and to see trends/ make comparisons. A table format allows readers to scan the information and quickly grasp trends, correlations, and distributions. A good table has a title, row entries, column entries and specific number or categorical data. Of Research Methods and Statistical Techniques MATS Centre for Distance and Online Education, MATS University 194 course, tabular presentation is very beneficial for reports or research paper or statistical analysis which needs to be presented in structured format. ACT graph presentation based on data (0). Graphical representation of data shows visual presentation of data in the form of charts, graphs, diagrams, numerical values etc. It plays a crucial role in presenting a large volume of information in a more comprehensible manner to a wide range of audience. Depending on the type of data and research questions, we have different graphs and charts. Bar charts are a basic visualization method to compare categorical data. Based on this type of value the information is displayed using rectangular bars, where the length represents the size of the value it indicates. This type of chart is ideal for showing the differences between distinct categories or groups, enabling simple and quick comparison. Displayed in a vertical or horizontal format, the data produced bestows some sort of visual representation that provides immediate insight into what relative value you are assessing. The bar chart helps to show sales data for different product lines, the population of different cities, and responses to a survey by demographic groups, for example. Bar charts are another clear and simple way to show comparative data, as the size of each bar along one axis indicates its corresponding value along the other axis. Due to their simplicity and versatility, they are widely used in presentations, reports and data analysis in many areas of work. A pie chart is a circular statistical graphic which is divided into slices to illustrate numerical proportions. They're primarily

statistical graphs which is divided into slices to illustrate numerical proportions. They are primarily used to show the makeup of a data set, depicting meaningful parts as percentages of the whole. This also makes pie charts of great use for showing proportions and distributions, like market share, budget allocations, or survey results in which categories reflect segments of one overall entity. As you know a pie chart is actually something that does not require much attention, the only reason why people will look at this is because they will instantly understand the relative sizes of the segments. But pie charts become less effective when there are many categories or when accurate comparisons between different slices are needed, as the human eye is not good at judging how big a tiny slice is relative to a large slice, or noticing small changes in proportions. However, the usage of pie chart also have some limitations. The line graph is one of the most important types to represent the evolution of variables over time. The x-axis is used to express time, while the measured variable appears on the y-axis, running vertically. Graph types like line graphs are useful for showing trends over time by plotting data as points

connected by lines, I would think. Line graphs are especially useful in fields like finance, economics, and science, where it is important to track changes over time. They can show changes in the stock market, temperature, or the population over time. The continuous line makes it easier to notice trends increases, decreases, or plateaus and identify cyclical or seasonal behaviour. This temporal visualization capability of line graphs makes them one of its most utilized time-series data analysis and temporal dynamics understanding tools. Histograms: A specialized form of bar chart for representing the frequency distribution of continuous data. Somewhat like regular bar charts, which compare different categories, histograms group data into bins or intervals along a continuous scale; That is, the height of each bar in a Histogram indicates how many data points are present that fall in that bin. It enables us see how the data is distributed, and gives us information about its shape, centre and spread. Histograms are great for detecting patterns of your data like symmetry, scenes, and outliers in big datasets. Histograms are often used in statistics, data analysis, and scientific research to gain insights into the underlying distribution of variables such as test scores, heights, or incomes. Histograms the simplest way to represent continuous variables as they show us how data is distributed through visual representation. Scatter plots are a very powerful way to examine and visualise the relationship between two continuous variables. A scatter plot has coordinates for every point, the x-axis is one value and the y-axis is another. By plotting these points on a graph, we can see the relationship and its strength (positive correlation, negative correlation, no correlation). Initially, data that has been plotted is commonly used in correlation and regression analysis to point out patterns in data. They can assist researchers in finding out if there is a linear relationship between factors, or if the relationship is more non-linear, while Research Methods and Statistical Techniques MATS Centre for Distance and Online Education, MATS University 196 also pointing out outliers or unusual data points. Scatter plots are used in fields such as economics, biology, and social sciences, where it is important to know how one variable can affect another. Scatter plots are a good tool for visualising the relationships

One variable can also be shown. Scatter plots are a good tool for measuring the relationships between 2 numerical values, and for identifying structure within the data. Box Plots Box plots (or box-and-whisker plots) offer a neat summary of a dataset's distribution. They show important statistical information such as median, quintiles, and potential outliers, thus giving a visualization of the data's central tendency, spread, and scenes. The box itself shows the middle 50% of the data, also known as the interquartile range (IQR), and there is a line drawn within the box indicating the median. Give the whiskers, the whiskers run from the box to the minimum and maximum value within a particular range, or a calculated limit beyond which data points are considered to be outliers. Outliers are shown as separate points beyond the whiskers, indicating extreme values that differ markedly from the rest of the dataset. These are great for comparing data sets, skew or symmetry in data, or looking for potential outliers. Histograms are widely employed in statistical analysis, data exploration, and scientific research to visualize and understand the distribution and variability of data. Graphical representation helps in making data more engaging and understandable, particularly for audiences that may not be familiar with statistical analysis. Data Analysis Once data is presented, it must be analyzed to extract meaningful insights. Data analysis involves applying statistical or qualitative techniques to examine patterns, relationships, and trends. The methods used for data analysis depend on the nature of the research, the type of data collected, and the study objectives. Descriptive Analysis

Descriptive analysis is the simplest form of data analysis, focusing on summarizing and interpreting raw data. It includes measures such as: Sampling Techniques And Presentation Of Data MATS Centre for Distance and Online Education, MATS University



197 Mean: The Average Value of a Data Set The mean, or arithmetic average, is a measure of central tendency used in statistics. It is calculated by adding all values in a dataset and dividing by the total number of values. Formula: $\text{Mean} = (\text{Sum of all values}) \div (\text{Total number of values})$ For example, consider the dataset: 50, 60, 70, 80, 90 $\text{Mean} = (50 + 60 + 70 + 80 + 90) \div 5 = 70$ The mean is useful in many fields, such as: Education: Average test scores Finance: Average return on investment Economics: Average income A drawback of the mean is that it is affected by extreme values (outliers). If a dataset has very high or very low values, the mean may not represent the central value accurately. There are different types of means: Arithmetic Mean – Regular average Geometric Mean – Used for percentages and growth rates Harmonic Mean – Used for rates and ratios While the mean is a useful measure, in cases of skewed data, the median or mode may be a better representative of central tendency.

Median: The Middle Value When Data is arranged in Order The median is the middle value of a dataset when arranged in ascending or descending order. Unlike the mean, it is not affected by outliers, making it more useful for skewed data. How to Calculate the Median: Research Methods and Statistical Techniques MATS Centre for Distance and Online Education, MATS University 198 1. Arrange the data in order. 2. ¹⁷ If there are odd numbers, the median is the middle value. 3. If there are even numbers, the median is the average of the two middle values. Example 1 (Odd Number of Values): Dataset: 45, 55, 60, 70, 85 Median = 60 (Middle value) Example 2 (Even Number of Values): Dataset: 20, 35, 50, 65, 80, 95 Median = $(50 + 65) \div 2 = 57.5$ ¹⁷ The median is widely used in: Income distribution – It shows the typical salary without being affected by billionaires. Real estate – The median house price is often used instead of the mean to avoid misleading results due to luxury homes. Exam results – Median scores provide a better picture of student performance.

Mode: The Most Frequently Occurring Value in a Data Set The mode is the number that appears most frequently in a dataset. It is useful for analyzing categorical data, such as favorite colors, most popular products, or common survey responses. Types of Modes: Unimodal – One mode (e.g., 2, 3, 3, 4, 5 Mode = 3) Bimodal – Two modes (e.g., 2, 2, 3, 3, 4 Modes = 2 and 3) Multimodal – More than two modes (e.g., 10, 20, 20, 30, 30, 40 Modes = 20 and 30) No mode – If all values occur equally, there is no mode. Sampling Techniques And Presentation Of Data MATS Centre for Distance and Online Education, MATS University 199 Example: Dataset: 5, 10, 15, 10, 20, 10, 25 Mode = 10 (because it appears the most times) The mode is used in: Business – Identifying the most sold product. Education – Finding the most common grade. Healthcare – Determining the most frequent illness in a region.

Range: The Difference between the Highest and Lowest Values The range is the simplest measure of spread, showing the difference between the highest and lowest values in a dataset. Formula: $\text{Range} = \text{Maximum value} - \text{Minimum value}$ Example: Dataset: 15, 18, 22, 27, 30 Range = $30 - 15 = 15$ Uses of Range: Weather Reports – Shows temperature variations. Stock Market – Measures price fluctuations. Education – Displays variation in student marks. While the range is easy to calculate, it only considers extreme values and does not reflect the overall data distribution.

Standard Deviation: A Measure of Data Dispersion Standard deviation (SD) measures how much data values deviate from the mean. A high SD means data is spread out, while a low SD means data is close to the mean. Research Methods and Statistical

Techniques MATS Centre for Distance and Online Education, MATS University 200 Formula: $SD = \sqrt{\frac{\text{Sum of squared differences from mean}}{\text{Number of values}}}$ Example: Dataset: 10, 20, 30, 40,

50 Mean = 30 SD measures how far each value is from 30. Uses of Standard Deviation: Stock Market – High SD = more risk. Education – Shows variability in student scores. Manufacturing – Ensures product quality consistency. SD is a more accurate measure of dispersion than range.

Percentiles and Quartiles: Understanding Data Distribution Percentiles and quartiles help divide a dataset into parts to understand distribution. Percentiles: Divide data into 100 equal parts.

Example: If a student is in the 80th percentile, they scored higher than 80% of students. Quartiles:

Divide data into 4 equal parts. First Quartile (Q1) = 25th percentile Second Quartile (Q2) =

Median (50th percentile) Third Quartile (Q3) = 75th percentile Example: Dataset: 10, 20, 30, 40,

50, 60, 70, 80, 90, 100 Q1 = 25th percentile = 30 Sampling Techniques And Presentation Of Data

MATS Centre for Distance and Online Education, MATS University 201 Q2 (Median) = 50th

percentile = 50 Q3 = 75th percentile = 70 Uses of Percentiles and Quartiles: Exams – Percentile ranks in competitive tests. Health – Growth percentiles in children. Finance – Income distribution analysis. These measures help in understanding data distribution, especially in large datasets.

Descriptive analysis provides a preliminary understanding of data characteristics and is often the first step before applying more complex analytical techniques. Inferential Analysis Whereas descriptive statistics is limited to description, inferential analysis is based on sample data.

Statistical techniques used to verify such findings include hypothesis testing, correlation analysis, regression analysis, and analysis of variance (ANOVA). Some key methods include: Hypothesis

Testing: Hypothesis testing is a method of statistical testing to ascertain an assumption about a population parameter is valid or not. Analyzing the sample data and extrapolating findings on the entire population, is data driven decision making through research. It follows the process of

formulating H0, null hypothesis (no effect or no difference) and H1, alternative hypothesis (effect

or difference) Hypothesis testing: t-tests, chi-square tests, ANOVA. As two examples of basic statistics tests, the t-test is used to compare two groups to see if their means are significantly

different, and chi-square tests for associations between categorical variables. In contrast, ANOVA is employed to compare the means of three or more groups to see if at least one group mean

differs significantly from the others. Research Methods and Statistical Techniques MATS Centre

for Distance and Online Education, MATS University 202 Thematic Analysis Thematic analysis is one of the most commonly used qualitative research approaches, which is used to identify,

analyze and report patterns, or themes within data. Existing methods enable work on qualitative responses, e.g. interviews, open survey questions or textual documents, in a structured yet flexible

way. In the pursuit of understanding peoples experiences, attitudes and perceptions, this method

is particularly prevalent in psychology, sociology and health sciences Familiarisation with the data involves reading and re-reading each of the transcripts in order to become immersed in the data

and gain a deep understanding of its content. Next, researchers break the data down into meaningful elements to form initial codes. These codes are subsequently developed and

organized into themes that reflect similarities and patterns. Themes are then reviewed to ensure they accurately reflect the data and are supported by adequate evidence. And, finally, the researchers identify and name the themes, before presenting the findings in an orderly narrative. One of the strengths of thematic analysis is its flexibility. There are two primary approaches to thematic analysis inductive, where the themes arise directly from the data, and deductive, where themes are based on pre-existing categories from theory. It can be applied across disciplines and

to diverse types of qualitative data. For instance, thematic analysis in psychological research explores the experiences of patients with mental health treatments. In education; it can be used to analyze students' perceptions of online learning. Nevertheless, thematic analysis did have some limitations. It needs careful interpretation and should be coded consistently to avoid any researcher bias. It also fails to grasp the hierarchical structures of profound meaning contained in the text unless accompanied by techniques, such as discourse analysis. Two of the most common challenges include the subjective nature of the analysis and the lack of a systematic approach to thematic analysis. Sampling Techniques And Presentation Of Data MATS Centre for Distance and Online Education, MATS University 203 Narrative Analysis Example of a qualitative research method narrative analysis Narrative analysis is a qualitative research method, which is used for exploring the way that individuals have meaning through their own storytelling and experiences. This is especially significant in the disciplines of psychology, anthropology, education, and literary studies, because it reinforces the idea that we tell stories to live, to interpret our experiences. Figure: 4.5 Narrative Analysis In contrast to other qualitative approaches prioritizing data classification, narrative analysis attends to the structure, content and function of narratives, aiming to grasp individual and social identity. Narrative analysis consists in collecting narratives from participants, through interviews, diaries, autobiographies, historical documents, and so on. Researchers then analyze these narratives by recognizing certain key components, like characters, settings, conflicts, resolutions, and overarching themes. They might also look at the order and arrangement of events to understand how people structure Research Methods and Statistical Techniques MATS Centre for Distance and Online Education, MATS University 204 their experiences over time. Structural analysis and thematic analysis are two examples of narrative analysis strategies. Particularly in discerning lived experiences and the role of culture, narrative analysis is especially beneficial. For instance, patients' own stories about their chronic condition can also offer insights into the emotional, social, or psychological aspects of those conditions, in addition to biomedical factors in healthcare research. Indeed, in organizational studies, examination of the stories told by bosses has been key to unpacking corporate culture and leadership types. Furthermore, it allows for people to tell their story in their own way in social justice research, providing context and background that brings to light inequalities and resistances. Narrative analysis has its strengths, but some caveats. It is subjective and, given the depth of material individual players will present, generalization may be difficult. Narratives can also be impacted by memory bias or social desirability. Nevertheless, narrative analysis allow the researchers to obtain deep insights into human experiences and social realities by taking context

researchers to obtain deep insights into human experiences and social realities by taking context and multiple perspectives into account. Discourse Analysis Discourse analysis is a qualitative research methodology that investigates how language is employed in communication, particularly in social, cultural, and political contexts. This kind of analysis of how meaning is constructed through, speech, text and other forms of communication is a common approach used in the fields of linguistics, sociology, psychology, media studies and political science. Content analysis differs in that it involves coding textual data and developing a frequency count rather than examining the meanings, implications and assumptions that lie behind the language being used (Gee, 2014). Discourse analysis is conducted by analysing spoken or written texts, which are described as discourses, as in interviews, media articles, policy documents, or social media posts. Similarly,

research shows how language choices, rhetorical devices, and communication patterns influence perceptions, identities, and social interactions. For instance, critical discourse analysis is used to examine the ways in which language can be both a reflection of and a tool for power relations, while conversation analysis is a method for analyzing the structure and organization of everyday conversation. Sampling Techniques And Presentation Of Data MATS Centre for Distance and Online Education, MATS University 205


Discourse analysis has been a useful method in many areas of research. In political science, it can show how politicians frame policy questions in their speeches. In media studies, it uncovers bias in news coverage by examining word choice and framing strategies. In psychology, it can help analyze how people develop self-identity in their language use. Such as exploring the online discussions surrounding mental health and how stigmatizing language influences social attitudes. Nonetheless, discourse analysis does face some problems. It demands a nuanced grasp of much linguistic and social theory, and those interpretations are subjective. Moreover, processing massive amounts of data can take time. Notwithstanding the latter conditions, discourse analysis reveals the importance of language in our understanding of social reality and the function of power.

Grounded Theory (1) Grounded theory is a qualitative research method that seeks to form theories based on data instead of testing pre-existing theories. Grounded theory was first introduced by sociologists Barney Glaser and Anselm Strauss in the 1960s and has been used in a wide range of disciplines including, social sciences, healthcare, education and organizational research. Figure: 4.6 Grounded Theory Research Methods and Statistical Techniques MATS Centre for Distance and Online Education, MATS University 206

They are very useful for researching phenomena that isn't fully covered by current theory (social processes). Grounded theory starts collecting data from interviews, observations or documents. Grounded theory, in contrast with other research methodologies that begin with a hypothesis, allows researchers to formulate theories based on the data, rather than theory informing data collection. An open coding identifies initial categories, axial coding links categories and subcategories while selective coding refines the core theory. A hallmark of grounded theory is constant comparison where new data continually gets compared with new categories that emerge while you're refining the theory. It is useful in a range of research settings. In health care, it has been used to investigate how patients cope with chronic illness. In education, it can be useful to

been used to investigate how patients cope with chronic illness. In education, it can be useful to understand how students learn in various settings. In business, it is used to examine leadership styles and organizational change. For instance, a grounded theory approach might develop a model detailing how employees adjust to remote collaboration in a study of a remote work culture. But grounded theory comes with some challenges. It is on the collection of volume and swings in a process of trial and error very time-intensive. Moreover, the individual lens in which a researcher interprets data may bring in bias. However, grounded theory continues to be a useful method for building new theories from empirical data, which we believe offers valuable benefits to qualitative researchers. Qualitative data analysis is widely used in social sciences, humanities, and exploratory research where understanding subjective experiences is essential. Another issue is data overload, especially in the big data age, in which researchers have access to huge quantities of information. In addition, large datasets are always of significant importance but they are also impossible to analyze without proper summarization techniques in place Sampling Techniques And Presentation Of Data MATS Centre for Distance and Online Education, MATS

University



207 patterns. Data visualization techniques such as charts, graphs, and dashboards help abstract information from complex datasets and make patterns understandable. From the researchers perspective, to handle datasets that are substantial in size, it is very important to have the data organized in a clear and structured manner and utilize software such as Python, R or SPSS for data processing or analysis. Another problem researchers encounter is interpretation bias, whereby results are assessed subjectively or swayed by native ideas. Bias Both in the research process and its presentation interpretation write quite common defects in the research, They can lead to false conclusions, which in turn lead to generalizations misleading statements. This phenomenon and its even worse cousin, confirmation bias is especially pronounced in the social sciences, where academics can unconsciously highlight evidence that supports their hypotheses and ignore conflicting evidence. A major concern, in which an individual filters the data to confirm their own hypotheses is known as confirmation bias, which can lead to the loss of objectivity for a study. Small sample sizes reflect individual biases in findings, which can lead to interpretation bias; therefore, researchers need to maintain a neutral stance, not rely on subjective features but rather on statistical significance, and apply techniques such as blind analysis or triangulation. Scholarship and collaborative research can also act as checks against biased interpretations and contribute to more accurate reflections of findings. Finally, there are some technical challenges, especially for advanced statistical techniques which require specialized software and expertise. Most advanced analytic techniques, including machine learning algorithms, multivariate regression or Bayesian analysis, require an advanced level of technical skills and access to powerful computational tools. This makes NA not only harder to analyze, but also to apply these techniques correctly; researchers unfamiliar with these or not knowing how to apply them correctly are often confused and make errors in analysis. Further, limitations of software may prevent performing effective data processing at it may be computationally expensive, e.g. licensing costs. To cope with these limitations, researchers may have a learning curve of mastering useful software, attending training in statistical workshops, or collaborating with a data science expert. By using open-source tools such as R and Python, Research Methods and Statistical Techniques MATS Centre for Distance and Online Education, MATS University 208 financial barriers can also be overcome to allow researchers to carry out analyses while minimizing excess costs. Addressing these challenges involves strategic planning, rigorous methodology, and appropriate analytic tools. Overcoming the challenges Technology (data incompleteness, making the right analysis choice, avoiding data glut, preventing interpretation bias, overcoming technical constraints) can help researchers produce correctly a reliable (and impactful) result. This, in turn, will allow for more meaningful conclusions based on the data presented and can be supported by scientific methodology in order to avoid misuse of the information provided and to improve research practices to gain a sense of credibility and strengthen the overall presentation of data. The processing of raw data into meaningful information through effective data presentation and analysis is a critical element in research. Data are described using various presentation types: textual, tabular (structured), and graphical (graphs or figures). Freedom papers – Analytic techniques, including descriptive and inferential statistics and qualitative methods, allow

researchers to draw valid conclusions and to inform decision-making. Being aware of their pros and cons helps us interpret the data correctly and adds to the robustness of research conclusions.

11
Overcoming obstacles in the handling and analysis of data reaffirms the credibility and significance of a research study, thus serving as a catalyst for further inquiry in a specific field of knowledge. Sampling Techniques And Presentation Of Data MATS Centre for Distance and Online Education, MATS University 209 SELF-ASSESSMENT QUESTIONS Multiple Choice Questions (MCQs): 1. Sampling refers to: a) Collecting data from every member of a population b) Selecting a subset of individuals from a population for data collection c) Analyzing existing data d) Categorizing data into groups 2. **Which of the following is a type of Probability Sampling? a) Convenience Sampling b) Snowball Sampling c) Stratified Sampling d) Purposive Sampling 3. Which sampling technique involves dividing the population into groups based on characteristics, and then randomly selecting samples from each group? a) Simple Random Sampling b) Stratified Sampling c) Systematic Sampling d) Cluster Sampling 4. The questionnaire is primarily used for: a) Collecting qualitative data b) Observing participant behavior c) Gathering standardized data from a large number of respondents d) Conducting interviews 5. A schedule is typically used in: a) Collecting qualitative data b) Structured surveys conducted by an interviewer c) Performing experiments d) Analyzing statistical results 6. The purpose of interviews in research is to: a) Gather numerical data Research Methods and Statistical Techniques MATS Centre for Distance and Online Education, MATS University 210 b) Understand deeper insights through direct communication with respondents c) Measure objective phenomena d) Observe passive behavior 7. Data presentation refers to: a) The process of preparing data for analysis b) Organizing data for easier understanding and interpretation c) The process of collecting data d) Analyzing data statistically 8. Which of the following is an example of a method for presenting data? a) Pie charts b) Regression analysis c) Coding systems d) Sampling 9. The main benefit of sampling is: a) It eliminates the need for hypothesis testing b) It saves time and resources compared to collecting data from the entire population c) It ensures that data is always accurate d) It removes the need for a data analysis plan 10. **Which of the following is an example of non-probability sampling? a) Cluster Sampling b) Systematic Sampling c) Purposive Sampling d) Simple Random Sampling Short Questions: 1. What is sampling, and why is it necessary in research? 2. Explain the difference between probability sampling and non-probability sampling. 3. What are the advantages of stratified sampling? 4. How does a questionnaire differ from a schedule? Sampling Techniques And Presentation Of Data MATS Centre for Distance and Online Education, MATS University 211 5. What are the advantages and limitations of using interviews for data collection? 6. Define sampling techniques and explain the various types. 7. How does data presentation improve the communication of research results? 8. What are the common methods for presenting data? 9. Explain the role of a schedule in the data collection process. 10. Discuss the key differences between systematic sampling and simple random sampling. Long Questions: 1. Define sampling and discuss the different types of sampling techniques, highlighting their advantages and

limitations. 2. Explain the process of stratified sampling, and give examples of when it would be appropriate to use this technique. 3. Discuss the importance of questionnaires, schedules, and interviews as data collection methods. How do these methods compare? 4. What is data presentation, and how does it play a critical role in research analysis? 5. Describe the methods of presenting data, such as tables, charts, and graphs, and explain when each method should be used. 6. Discuss the benefits of using probability sampling techniques compared to non-probability

sampling techniques. 7. How does data analysis contribute to the validity and reliability of a research study? 8. Discuss the advantages and disadvantages of using interviews for gathering primary data in qualitative research. 9. What are the key factors to consider when selecting a sampling method for a research study? 10. Explain how data presentation methods such as pie charts and bar graphs can help in presenting research results to diverse audiences. Research Methods and Statistical Techniques MATS Centre for Distance and Online Education, MATS University 212 MODULE V BIBLIOMETRICS, INFORMETRICS, AND SCIENTOMETRICS Structure Unit 14 Bibliometrics, Informetrics and Scientometrics concepts, Definition and Scope Unit 15 Bibliometrics Law – Brodford, Zipf, Lotka Law Unit 16 Sociometry Unit 17 Content Analysis Unit 18 Citation Studies theory and Analysis OBJECTIVES To understand the concepts of Bibliometrics, Informetrics, and Scientometrics, and their scope in research. To explore the laws of bibliometrics, such as Bradford's Law, Zipf's Law, and Lotka's Law. To examine Sociometry, Content Analysis, and their relevance in social research. To understand Citation Studies and their role in evaluating the impact of research. To explore the current trends in Library and Information Science research. UNIT 14 BIBLIOMETRICS, INFORMETRICS AND SCIENTOMETRICS CONCEPTS, DEFINITION AND SCOPE However, very little research has grown over time on the study in studying Discipline spread knowledge is important because the event has opened up fields of research to growing bodies of research through journalism or documents published in the computer field. This became several overlapping yet differentiated domains: bibliometrics, informetrics, and scientometrics. MATS Centre for Distance and Online Education, MATS University 213 Figure: 5.1 bibliometrics, and Scientometrics These quantitative methods for information analysis has changed how we understand, in general, scholarly communication patterns, how we evaluate research performance, and how scientific knowledge is organized structurally. With the exponential growth of scholarly output globally, there has been a growing need for methodologies that can assist researchers, librarians, policymakers, and research managers with navigating the expansive ocean of academic literature, assessing research performance, identifying emerging research fronts, and guiding research policy and funding allocation decisions. The roots of these domains can be traced to the early 20th century, with pioneering work by scholars like Paul Otlet, who described "bibliométrie" (which translates to "bibliometrics") in 1934, and Alan Pritchard, who popularized the term within English-language literature in 1969. But the field has grown tremendously since then, using increasingly complex mathematical models, statistical methods and computational approaches. With the arrival of digital technologies, online databases, and advanced analytical tools, the development and application of

technologies, online databases, and advanced analytical tools, the development and application of bibliometric, info metric, and scientometric methodology has witnessed double-chase Research Methods and Statistical Techniques MATS Centre for Distance and Online Education, MATS University 214 growth with rich pioneered scientific knowledge in its arsenal. We shall then delve deeper through this wide-ranging exploration into the details of definitions and scope of these three disciplines of study, bibliometrics, informatics and scientometrics. Moreover, it explores the basic mathematical laws governing these fields, with special emphasis placed on Bradford's Law of Scattering, Zipf's Law, and Lotka's Law. Sociometry; bibliometric studies. In the course of this exploration, consideration of both the theoretical underpinnings and empirical manifestations of these approaches is paid in the arenas of modern research assessment practices, science policy

making, and knowledge management. Definitions and historical antecedents Historical Evolution Although Paul Otlet is credited with coining the term "bibliometrics" in his monograph "Traité de Documentation" (1934), the term was introduced to an expanded readership in the Anglophone world when Alan Pritchard defined it in 1969 as "the application of mathematics and statistical methods to books and other media of communication." Before Pritchard joined the field, E.W. Hume had coined the term "statistical bibliography" in 1922 to refer to the quantitative study of scientific literature. But Pritchard went on to say that 'bibliometrics' was a more appropriate term as it directly reflected the need for measurability in the field whilst avoiding confusion with statistics as a discipline or bibliographies in the commonly accepted sense. Bibliometrics itself has roots dating back even further to statistical studies of literature of the late 19th and early 20th centuries. F.J. Cole and Nellie B. Eagles (1885) were among the first to conduct a bibliometric analysis, investigating trends in the literature of comparative anatomy from 1560 to 1860. Later the paper "The History of Comparative Anatomy: A Statistical Analysis of the Literature" was published by F. J. Cole and Nellie B. Eagles in 1917, which is regularly referred to as one of the earliest examples of bibliometric research. Early contributions incomplete and disparate, further developments transformed into a genre. Scientometrics gained momentum in the 1960s and 1970s primarily due to the pioneer work of Derek de Solola Price who is often Bibliometrics, Informetrics, And Scientometrics MATS Centre for Distance and Online Education, MATS University 215 associated with the coinage of the term and credited as the father of of this field of study. His groundbreaking books, including "Science Since Babylon" (1961) and "Little Science, Big Science" (1963), proposed ideas like the exponential growth of the scientific literature and the structure of scientific networks. This is the period during which Eugene Garfield founded the Institute for Scientific Information (ISI) and created the Science Citation Index, providing scholars with an unprecedented ability to follow citation patterns in scientific literature. Conceptual Definition and Scope Bibliometrics can be broadly defined as the quantitative analysis of written publications, such as books, articles, and reports. It encompasses the measurement of patterns in the production, distribution, and use of documented information. The scope of bibliometrics has expanded over time to include a wide range of quantitative studies related to written communication, including: 1. Production Analysis: Examining patterns in the production of

communication, including:

1. Production / Analysis: Examining patterns in the production of literature, including authorship patterns, institutional productivity, and geographical distribution of publications.
2. Citation Analysis: Studying the relationships between cited and citing documents, which serves as a proxy for measuring the impact and influence of scholarly work.
3. Content Analysis: Analyzing the subject matter, keywords, and thematic structure of publications to identify research trends and knowledge domains.
4. Collection Management: Using bibliometric data to inform library collection development and management decisions.
5. Historical Studies: Tracing the development of scientific disciplines and ideas through publication patterns over time.
6. Evaluation Studies: Assessing the performance of researchers, institutions, journals, and countries based on publication output and citation metrics.

Research Methods and Statistical Techniques

MATS Centre for Distance and Online Education, MATS University 216

The methodological toolkit of bibliometrics has continually evolved, incorporating techniques from various disciplines, including statistics, mathematics, computer science, and information science. Traditional bibliometric methods focused primarily on counting publications and citations, but contemporary

approaches include more sophisticated techniques such as co-citation analysis, bibliographic coupling, and network analysis.


Bibliometric Indicators and Metrics

A core component of bibliometric research is the development and application of indicators and metrics that can quantify various aspects of scholarly communication. These indicators can be broadly categorized into several types:

1. Productivity Indicators: These measure the volume of publication output by individuals, institutions, or countries. Simple publication counts remain **one of the most widely** used indicators, despite their limitations in assessing quality or impact.
2. Impact Indicators: These assess the influence of publications through citation analysis. Key metrics include:
 - Citation Counts: The total number of citations received by a publication.
 - Impact Factor: The average number of citations received by articles in a journal during a specific period.
 - H-index: Developed by Jorge Hirsch in 2005, this metric aims to balance productivity and impact by defining **h as the number of** papers with citation number h.
 - g-index: Proposed by Leo Egghe in 2006 as an improvement over the h-index, giving more weight to highly cited articles.
3. Collaboration Indicators: These measure patterns of co-authorship and collaborative relationships in research. They include co-authorship counts, international collaboration rates, and metrics derived from co-authorship networks.

Bibliometrics, Informetrics, And Scientometrics

MATS Centre for Distance and Online Education, MATS University



217 4. Structural Indicators: These analyze the intellectual structure of scientific domains through techniques such as co-citation analysis, bibliographic coupling, and co-word analysis. 5. Altmetrics: A more recent development that extends beyond traditional citation metrics to include measures of impact derived from social media mentions, downloads, shares, and other online interactions with scholarly content. Are also concerns regarding the possible abuse of out gut to use of metrics, the oversimplification of complex research outcomes into single digits and the consequences of metric-driven evaluation systems. with respect to research policy and funding allocation, However, there growth of bibliometric indicators has brought about opportunities and challenges alike. While on one hand, these metrics serve as meaningful tools for the assessment of research performance and for informing decision-making the Applications of Bibliometrics And global levels. research evaluation where the combined performance of individuals, departments and institutions are assessed using paper citation, h- index and impact factor (this indicator like bible told how your performance is more concern each other) (1),(2). These metrics are instrumental in recognizing high-productive researchers, measuring the academic performance of a researcher, and accessing research performance at the institution, the country, management. Bolometric only usually applied into Bibliometrics has applications in numerous fields, is an integral part of research assessment, policy making and information investments, and show how research policies are leading to changes within the scientific landscape. Application of bibliometrics is in the domain of science policy, when policymakers use bibliometric analyses to take better informed decisions related to allocating research funding, identifying strategic research areas or the evaluation of policy interventions. Publishing trends and citation impact can help governments and funding bodies balance fields through more another notable. Research Methods and Statistical Techniques MATS Centre for Distance and Online Education, MATS University 218 interests of researchers and students. service planning with the identification of high-impact journals, frequently cited works, and emerging research themes. This guarantees that collections stay present and relevant, serving the and information management. It is contributes significantly to collection development, resource allocation, and Bibliometrics is also a key tool in libraryand institutions apply bibliometric methods to visualize the expansion of knowledge across disciplines and to predict changes in academic and industrial research focus. Scientific disciplines and predict future directions of research. Researchers Bibliometrics has also been historically used in the analysis of research trends as it provides a way to identify emerging research fronts, track the trails ofbest scholarly works and maintain their place in the academic publishing ecosystem. journals to their disciplines, and build editorial strategies. Impact factors, citation metrics, and indexing information allow journals to attract the another significant use case is in journal performance assessment, where both publishers and editors leverage bibliometric data to assess journal performance, benchmark Limitations of Bibliometrics citation practices and the relative importance of different types of publications, making cross-disciplinary comparisons problematic. publication behaviours, and collaborative behaviours. Fields vary in their in diverse fields, it has its limitations that cannot be ignored. One of the main difficulties is that there are disciplinary differences in terms of citation behaviours, Although bibliometrics is widely usedinstead of good

papers that add to knowledge. Indicators focus more on the number of publications and citations rather than on whether the research itself is impactful, original, or significant. This focus can also

lead to more papers the sliding scale. Many bibliometric another major limitation is research and are detrimental to the veracity of bibliometric assessments. cartels, in which co-conspirators cite one another to falsely raise citation numbers. These practices misrepresent the actual influence of indicators are also subject to abuse, through self citation or citation manipulation. On the more extreme end of the scale, some researchers excessively self-cite to game their metrics, while others enter into so-called Bibliometrics, Informetrics, And Scientometrics MATS Centre for Distance and Online Education, MATS University 219 citation Bibliometric focus on English-language journals leads to asymmetrical visibility and impact of research across the world. Research from non-English-speaking nations. The major citation databases. In particular, many databases historically exhibit biases favouring English- language publications and journals from specific countries, both of which can marginalize A second major concern is coverage and language bias in the research contributions especially in quick advancing topics where the knowledge base grows rapidly. to accumulate with time, so more recently published papers may not have enough time to show their maximum effect. The lag in data leads to the obvious underestimating newer a time lag issue. However, citations tend Bibliometric Indicators also face impact. reason that a paper might be cited a lot: a paper might be cited a lot because it presents a novel line of research, or because it has been the subject of extensive criticism. The quality of citations is not captured by bibliometric metrics and thus, offer a shallow understanding of research mentions. There is more than one context-insensitive. Citation counts make no distinction between positive, negative or perfunctory finally, bibliometric indicators are with caution and supplemented with qualitative assessments to provide a holistic view of research impact and quality. As bibliometrics is still a useful tool for assessing research trends and performance, but its indicators should be interpreted responsibly, most usually stressing pluralism of measures, consideration of disciplinary scenarios, along with complementing quantitative approaches with qualitative assessment. These weaknesses have resulted in calls to use bibliometric signposts Research Methods and Statistical Techniques MATS Centre for Distance and Online Education, MATS University 220 UNIT 15 BIBLIOMETRICS LAW – BRODFORD, ZIPF, LOTKA LAW Borders Informatics: Beyond Bibliometric It is a meta-science of the analytic examination of information production, distribution, storage, and impact in formal and informal organizations. mainly studies publications and citations through quantitative approaches, informatics studies all quantitative properties of information without regard for format or social context. What application of mathematical methods for studying objects under information science. In contrast to bibliometrics, which information and communication. Otto Nacka first introduced the term in 1979, where he defined it as the what is informatics anyway? In contrast, info metrics is a broad field much broader than bibliometrics, since it embraces all kinds of which offers mathematical tools to measure and describe information flow. Another key contributor to the field is Statistical Linguistics, which

studies distributions of word frequency historians from different intellectual traditions. One of its most important pillars is Information Theory, a field created by Claude Shannon, Informatics has been development databases, search algorithms, and information retrieval technologies. bibliographic organization methods provided a background for info metric studies. As a sub-field of Computer Science, computer science also greatly broadened the domain with improvements to in information analysis. Library Science, as a field, has been significant as traditional classification

and agencies, like Zapf's law, and their relevance established some promise for informatics as a specialized subfield within information science. journals in the field founded in 1978) and Journal of Informatics (established in 2007). These developments Informatics (late 20th century) The field was more formally recognized with the formation of the International Society for Informatics and Scientometrics (ISSI) in 1993 and the appearance of specialist journals such as Scientometrics one of the earliest You are trained At last, Information Impact tracks the social impact of information, signalling how it drives knowledge, in Interfusion: Information Distribution Information Use looks at Bibliometrics, Informetrics, And Scientometrics MATS Centre for Distance and Online Education, MATS University 221 how people and organizations use and apply information for Storage and Retrieval the organization, indexing, and accessibility of information in digital and physical systems. Data set as scholarly research, media or digital production. Information covers a wide variety of areas of information processes. One of these themes is Information Production, which encompasses the mechanisms through which information is generated across various arenas, such Informatics Networks. an economic resource, applying principles of value, utility, and scarcity. Finally, Systems Theory approaches information as part of complex and interconnected of information. Information Economics models information as Theory is a field derived from graph theory and social network analysis to study information flows and interconnections. Concepts from Statistical Physics, such as entropy and diffusion processes, help to understand the evolution over time with Mathematical Models like probability distributions, power laws, etc. Network from various disciplines. Quantifying information trend The theoretical basis of the field of informatics has a multidisciplinary character, borrowing concepts and methods decision making in many fields. AI, and digital information systems, the discipline is key to grasping the increasingly complicated information science landscape. Therefore, informetricians help improve the management of information, the access to knowledge and of new technologies and data analysis methods it continues to develop. In an age of big data, Since the author's day, informatics has not stood still and with the emergence Regularities Info metric Laws and Bradford's Law of Scattering the following profiling: the core zone, where there are only a few high-impact journals, many of the relevant articles are found; the middle zone with more journals, but at least relevant articles; and the peripheral zone with many journals (most academic) where few or none articles are found. small core of journals is responsible for a large percentage of articles on a given topic, while many other journals contribute only a few relevant papers. This leads to Research Methods and Statistical Techniques MATS Centre for Distance and Online Education, MATS University 222 Scattering explains how articles about a single subject are

Education, MATS University 222 Scattering explains how articles about a single subject are dispersed among different journals. Figure: 5.2 Bradford's Law of Scattering This phenomenon explains that a Bradford's Law of literature searches. of Information Science and Scientometrics, publish a high volume of papers relevant to them, while many other journals publish only occasional articles on the subject. This law assists librarians and researchers in determining journal subscriptions Thus in library science, for example, researchers in information retrieval may discover a relatively small number of journals, like the Journalaccess to relevant literature. further reflects the skewed dispersion of knowledge, the need for domain-specific/core journals for these areas of research. The law is very widely used in scientific publishing, digital libraries, and citation analysis to enable scholars and institutions to enhance for. It An important

focus of activity is bibliometric analysis, collection development and database indexing which Bradford's Law is especially useful Bibliometrics, Informetrics, And Scientometrics MATS Centre for Distance and Online Education, MATS University 223 Zapf's Law Zapf's Law, originally measured against language in nature, predicts that the frequency of a word is inversely proportional to its rank in a frequency (*) distribution. Hence the most common word will occur twice as many times than the second common word, three times more than the third common word, etc. This is not only true for words in texts but also for various natural and social phenomena, such as the populations of cities, traffic to websites or distribution of wealth in the economy. For example, in English, the word "the" always appears the most, while much less used expressions like "information" or "scientometrics" come much less frequently. If the most common word appears 10,000 times in a book, the second-ranked word could occur about 5,000 times, the third-ranked word 3,333 times, and so on. Zapf's Law is commonly applied to natural language processing (NLP), search engine optimization (SEO), and data compression. It is used to design information retrieval systems, predict the usage of words, and optimize databases. The law is not only relevant to traditional wealth distribution, but also to economics and social sciences, as well as network theory, where it explains how resources or attention is distributed unevenly around complex systems. Latke's Law Latke's Law essentially defines a distribution of the scientific productivity that varies by a factor of $1/n^2$ for the number of authors producing n contributions, relative to the number of authors producing one contribution. In other words, if there are 100 researchers who have published one paper, 25 will have published two papers, about 11 will have published three papers, and so on. That is, a relatively small set of very productive researchers account for the bulk of publications, and fail to stop. Many researchers publish only infrequently. In physics, for example, very few people like Albert Einstein and Richard Feynman contribute massively compared to most physicists who publish a few papers in their lives. This law has been Research Methods and Statistical Techniques MATS Centre for Distance and Online Education, MATS University 224 employed widely in bibliometrics, scientific anticipations, or the allocation of research funding, as it allows institutions to identify who their most prolific contributors in a field are. It is applied in academic hiring, journal ranking and citation analyses to compare research impact, as Latke's Law is also used to analyze authorship behaviour. It is consistent with the idea

impact, as Lotka's Law is also used to analyze authorship behaviour. It is consistent with the idea that scientific productivity is highly concentrated, with a small number of researchers generating a large amount of production. Heaps' Law Heaps' Law states that as a document lengthens, the number of unique words (vocabulary size) increases, but at an ever decreasing rate. In mathematical terms, an N-word document contains the following number of different words $V(N)$: $V(N) = kN^a$, where $0 < a < 1$. In other words, links between the length of the text and vocabulary size are not linear but sub linear in nature. The same is true for words; if a book has 1,000 words, placing another 1,000 words in the book will not double the size of the vocabulary, but will only increase it by a lesser degree. Heaps' Law has broad applications in areas, such as text mining, search engines and linguistics. It is useful in tasks such as keyword extraction, document classification, and plagiarism detection. How this principle is used in search engines like Google for indexing and storage optimization. The law also underscores why language learners experience diminishing returns in vocabulary acquisition after acquiring the basic words, each additional word adds less to their overall understanding. Heaps' Law plays an important role, especially in the

applications of information retrieval, data compression, and artificial intelligence (AI). Price's Law of Scientific Growth According to Price's Law, scientific literature grows exponentially, so the number of published papers doubles within a certain time period. The period of time in which this doubles is specific to discipline. Some rapidly-evolving fields, such as computer science and biotechnology, produce a growing Bibliometrics, Informetrics, And Scientometrics MATS Centre for Distance and Online Education, MATS University 225 literature, while others, such as classical mathematics, expand much more slowly. For instance, if there were 10,000 scientific papers in some domain in 2000, then after the doubling time of 10 years you would see approximately 20,000 papers by 2010 and 40,000 by 2020. This exponential growth also frequently results in information overload, necessitating improved indexing, summarization, and literature management. Why Price's Law matters to research policy, funding decisions, and scientific forecasting It enables organizations to foresee which areas are opening up and where resources ought to be directed. It also explains why researchers find it ever more difficult to keep up with leading-edge breakthroughs. This law finds application in bibliometric analysis and science mapping, as well as in the broader domain of innovation studies, and it offers insights to institutions on the nature of the accelerating knowledge pace, as well as at the implications of this for academic publishing and library science management. These regularities furnish theatrical grounds for info metric studies and are of practical importance in information retrieval, database design, and collection management. All the mention of the Internet of Things (Iota) in this paper refers to all aspects of info metric methods and techniques Informatics employs a wide range of methodological approaches, including:

1. Descriptive Statistics: Basic statistical measures such as means, medians, and distributions are used to characterize information phenomena.
2. Network Analysis: Techniques for analyzing the structure and dynamics of information networks, including centrality measures, clustering algorithms, and community detection.
3. Text Mining and Natural Language Processing: Computational methods for extracting patterns, topics, and relationships

Language Processing: Computational methods for extracting patterns, topics, and relationships from textual data. 4. Machine Learning: Algorithms that can learn from and make predictions about information-related data. Research Methods and Statistical Techniques MATS Centre for Distance and Online Education, MATS University 226 5. Visualization Techniques: Methods for visually representing complex info metric data, such as science maps, network visualizations, and thematic landscapes. 6. Time Series Analysis: Techniques for studying temporal patterns in information production, distribution, and use. 7. Web metrics: Specialized methods for analyzing the structure and use of web-based information resources. Large-scale digital datasets and rapid advances in computational tools, analytical software and visualization have widened the breadth and depth of info metric research. Developments in computing and data processing capabilities. The two accompanying developments — the proliferation of The democratization of info metric methods is closely related to technological Applications of Informatics meet the ever-changing demands of researchers and the wider public alike. of the use of various features available in a digital library (such as the online tutorials, the digital archives, etc.) could also guide judgments regarding resource allocation, and determining how services can be improved. Through the use of info metric data, digital libraries can provide feedback loops that allow for iterative improvements in their services, ensuring they indexing and metadata frameworks, which helps to make certain that resources are properly described and readily searchable. Assessment allow users to filter and

narrow search results by different criteria (faceted navigation) or filtering of recommended materials based on user browsed history. In addition, info metric examination can evaluate the performance of various user needs. 1 This includes specific features that this is where INFOSEC meets web and application development. Analyzing user search queries and techniques through access patterns can provide insight on trending topics and preferred search terms, facilitating the organization of digital resources to be reflective of libraries. Now that we have the info metric foundations established, It is Bibliometrics, Informetrics, And Scientometrics MATS Centre for Distance and Online Education, MATS University



227 an essential component in designing and optimizing digitalable to systematically evaluate their systems, which ultimately leads to better designs in the long run. 5 are performed to increase search accuracy. By applying info metric principles to the analysis of information retrieval systems, developers are could include looking at how clicks and dwell time are distributed across SERPs. As an example of techniques that occur under the heading of query expansion such as the use of synonyms or related terms the analysis of these techniques may also is used to measure the quality of ranking algorithms in order to provide the most relevant documents at the top of a search result. This by analyzing log data. Additionally, informatics field known as informatics, which reveals characteristics of users in relation to their search behaviour, patterns of query building and determination of relevance. Researchers can identify which search strategies get the best results and what parts of the system need fine-tuning recall, and F-measure are among the more well-known metrics for measuring the relevance of search results. These insights can be drawn from a quantitative metrics driven analysis of system performance, thus enabling objective assessment and optimization. Precision, greatly improve search engines and other information retrieval systems evaluations. These approaches offer Info metric approacheswebsite and reach more target audiences. network topologies are learned measures of the web's organization and interlinking. An example of a data-driven approach is using web analytics to further improve a us understand how information moves on the web. Link structures and behaviour. Info metric techniques are able to analyze sharing behaviour and interactions in social media to help engagement (like how long someone stays on your page, how often they click on things, etc.). Researchers can understand how information is accessed and consumed online by examining user valuable data that can be utilized to enhance the design of the website, refine the content strategy, and focus marketing efforts. Web Analytics Additionally, web analytics can be used to analyze user help to find high traffic web pages, user path of navigation and tureen traffic sources. This is websites and content perform by tracking metrics like page views, unique visitors, and bounce rates. Thus,Informatics methods analytics, social media analytics, etc. Web analysts help to Research Methods and Statistical Techniques MATS Centre for Distance and Online Education, MATS University 228 understand how effective Some examples of widely use info metric applications are: web and an evolution in the knowledge domains. Snapshot of complex fields of research. Introduction: Visualizing scientific literature determine future research avenues. The visualizations can also act as useful teaching and learning tools, offering an accessible might be achievable. Visualizing the structure of research areas helps researchers understand their research areas better and ideas and the development of knowledge. At the same time, knowledge domain visualization can be used to evaluate research funding, as well as highlight where collaboration nature of research domains. By showing the links between various research topics, network visualizations can help to map the mutual exchange of using co-citation analysis and bibliographic coupling techniques assists researchers in identifying key research areas . These visualizations can identify new trends, highlight leading authors and journals, and illustrate the cross-sect oral of informatics, underlined by the construction of a visual representation of the domain of knowledge. Mapping relationships between publications On the first hand, knowledge

domain visualization, an influential application accordingly. what does not. Social media analysis helps brands know their target audiences and strategize Info metric methods enable also the

analysis of social media campaigns, assessing their impact and reach. Such as studying the information propagation patterns, such as what helps viral content propagate and have used social media post content to assess the emergence of trends and the information diffusion. media analysis can be used to conduct sentiment and opinion studies that can help to establish public sentiments and opinions. 16 Researchers social media networks and communities of interest can be revealed through network analysis. Additionally, The structure of leaders are, and how users interact with content. You are processing this data up to the analysis, which is the study of information diffusion, influence patterns, and user behaviour in a social media environment. Social media analysis allows researchers to understand how information propagates, who the main key opinion Another emerging domain of interest is social media investments in intellectual property through the analysis of intellectual property. Bibliometrics, Informetrics, And Scientometrics MATS Centre for Distance and Online Education, MATS University 229 organizations. So, organizations can make decisions on their innovation strategies and their of intellectual property portfolios, enabling strategic insights of intellectual property assets. Analysing combined relationships between patent networks can help identify knowledge flows between data. Furthermore, info metric techniques can be applied to the analysis value and assessing its impact, giving some signals of its commercial potential. Researchers can track brand trends and measure the strength of trademarks by analyzing trademark on the structure and evolution of technology domains. Intellectual property analysis enables measuring patents which can help researchers identify key inventors, emerging technologies and the relationships between different patents. 19 Info metric approaches allow to map patent landscapes, providing insights using intellectual property, for instance, by analyzing patent/ trademark data. One method is to analyze patent citations and co-occurrences, Info metric techniques help address the good side of to inform The role of informatics as a source of empirical evidence has contributed from informed policy making based on info metric evidence. two groups can help provide insight into how entry points into multiple things that can spread the information through both ends. "We expect the dynamic paths and ongoing transitions to help shape the human processes of information propagation. Policy recommendations on information access, privacy, and information governance can emerge as they provide insights into how information are managed and governed. Understanding the people that hop back and forth between different aspects like confidentiality, integrity, and availability of data while preserving personal information. If you'd like to explore how to examine information governance, info metric methods can also help you, on social and economical environment is another advantage of its own generation of information policy. Policymakers can do this by looking into the data on information privacy and security and designing policies that ensure info metric techniques enable us to achieve; information inequality, and disparities in information stock and flows, can be measured, revealing systematic imbalances in the part of different social or

economic groups in information resources. The evaluation of the influence that information Research Methods and Statistical Techniques MATS Centre for Distance and Online Education, MATS University 230 technology has and where improvements should take place. And that is precisely what motion policy development. Policymakers can then extract information from the data concerning how information is accessed, used, and disseminated to learn whether existing policies are effective after you measure the measure of science Scientometrics ubiquity of what you

measure Time Meaning and Development Over Emerged as a proper field of study thanks to the works of Derek de Sololá Price and the creation of the "Scientometrics" journal in 1978. V. Nazimova and Z.M. Mulchenko, whose name in English translates as "Scientometrics: The Study of the Development of Science as an Information Process." Scientometrics science policy. The word was introduced into the scientific language in 1969 in a book in Russian written by Sassily Scientometrics is the specialized field of scientific knowledge theory focusing on the quantitative aspects of the science of science, scientific communication, and is known as Scientometrics, but it has also addressed more prima facie primary questions related to the trends and the nature, structure, and dynamics of scientific knowledge production. Inform resource allocation decisions is increasing as well. of science which he helped engender and popularize helped fostered a paradigm shift in the study of science. 3 quantified and modelled, laying a foundation for more systematic and data-driven projects to make sense of scientific common activity. In addition to the novel techniques introduced by Price, the quantitative and analytical approach to the study up to a quantitative realm through mathematical models and empirical observation, in which the growth and ordering of scientific information could be studied. 2 This era laid the groundwork for future studies by showing that the development and arrangements of science could be informal network of scientists who have things in common provided representative insights into the social dynamics of scientific progress. This opened the discussion examining the topology of scientific networks also built the foundations for mapping the flow of knowledge and connections between members of the scientific community. Price who organized-working in the 1960s on the basis of what became known as the "invisible college," an literature and Bibliometrics, Informetrics, And Scientometrics MATS Centre for Distance and Online Education, MATS University 231 established a doubly cursive shape suggesting that science was ever expanding. His work inspired by the pioneering studies of Derek de Sololá Price. 1 In this way, Price's research made visible the exponential growth of the scientific The 1960s was a key decade in the emerging field of scientometrics, primarily examine and refine the knowledge production and dissemination process. Utilized to deliver empirical basis for policy decisions, guaranteeing that investments in research correspond with the goals of society. 9 These areas have interconnected roles in the scientific enterprise, by which researchers and policymakers can and resource allocation. Last but not least, in a science policy analysis, scientometric data is of the research landscape. 8 Research assessment involves devising and generally applying indicators for evaluating the performance of research for decision-making regarding funding insights on how scientists collaborate and exchange information with one another. Science mapping visualizes the structure and dynamics of

exchange information with one another. Science mapping visualizes the structure and dynamics of scientific fields to provide a visual overview of the effect of scientific work, by analysis of citation patterns, which expose the relative importance and the scope of publications. This is followed by collaboration studies, which analyze co-authorship networks and collaborations, providing scientific research. Citation impact provides a broad picture of science as a dynamic system. 4 Analysis of scientific productivity characterizes the output resulting from Scientometrics has a diverse range of features, several of which help to the intricate interplay of scientific activity. We organize information, how we retrieve it, and how we use it to scientific-communication theory, providing greater insight into how scientific information circulates through and outside of academia. This multidisciplinary basis forms a solid ground for researching

scientometrics across its various branches, allowing a holistic approach and paradigmatic evolution, grounding much contemporary research in context. Information science applies theories about how and return on investment within scientific research, offering pathways to optimize the allocation of resources to yield the maximum scientific output. History of science brings longitudinal views of disciplinary scientific knowledge and questions concerning how such knowledge is obtained and validated. These models can guide us in understanding the allocation efficiency, incentives, thought. The philosophy of science provides Research Methods and Statistical Techniques MATS Centre for Distance and Online Education, MATS University 232 epistemological insights regarding the nature of science, also sheds light on the revolutionary changes in scientific as developed by scholars such as Robert K. Merton and Thomas Kuhn, has provided insights into the social structures and norms influencing scientific behaviour. My paraphrase:10 Merton, R. K. (1973). The Sociology of Science: Theoretical and Empirical Investigations. Chicago and London: University of Chicago theoretical underpinning of scientometrics is spread across a variety of disciplines, adding to some degree of complexity of its scope. Scientific social theory, rooted in the sociology of science, This means that the Scientometric indicators and metrics Researcher indices Account the complexity of the scholarly production. These indicators factors. This way for researchers and policy makers to get a clear picture of scientific productivity instead of simple counts which doesn't take into account are equal; a peer-reviewed article in a journal is far more impressive than an article in process. As such, these indicators go some way towards a more sophisticated understanding of research output that can be led using comparison that incorporates these many different for example; each author receives credit in proportional terms to individual contribution. Also, not all publications authorship spans a whole network of researchers today. In the fractional counting method, sciences, where the pace of rapid dissemination is much more expected. Corrections for multiple authorship are important as well, given that realistic compared to biomedical worth of published research. the return on investment in research by also holding funders and policies to account. They help demonstrate the true year for the most comprehensive measure of citation impact. In this way research impact measures can help identify important not just popular work and improve by looking at the proportion of papers in the top x% most cited in their field. Hosted at CWTS | Leiden University the

proportion of papers in the top X% most cited in their field. Hosted at UCL's London University, the Crown Indicator provides a rich normalized score of citation impact, taking into account a publication's field and the publication in the top percentile further narrows the lens, assessing the most impactful of works. Researchers can spot sordid research areas of research. Indexing these citation counts than social sciences, for example. This approach normalizes Bibliometrics, Informetrics, And Scientometrics MATS Centre for Distance and Online Education, MATS University 233 citations to a field's average for the field of study, which enables fair comparisons between disparate the fact into account that citation practices vary widely by discipline. So, high-energy physics might have higher average indicators explore another level of publications, this focuses on the quality and the accessibility of Research and goes beyond only counting the papers and journals published (Bormann, 2015). Field-normalized citation impact is abedrock metric, taking Citation impactcritical to appreciate an evolving scientific landscape where collaboration and cross-pollination are becoming commonplace. collaboration and strengthen research networks. Such metrics are basis for scientific progress. These indicators can help

policymakers support international knowledge-generation and -sharing. Analysing patterns of collaboration therefore allows the identification of successful collaboration models, which in turn serve as a trace out the maps of collaboration and identify influential researchers and research groups. These indices provide valuable information on the evolution of scientific collaboration and illustrate that partnerships are crucial to the global nature of science. Network-based metrics that, utilizing social network analysis, representing the degree of teamwork. Even indices of international cooperation characterize cross- country scientific collaboration, which emphasizes collaborative culture of science, as collaborative work continues to rise in specific disciplines and societies. Joint publications are primary metric using co-authorship rates, therefore Collaboration indicators reflect the evolving Policymakers to foster interdisciplinary research initiatives and facilitate collaboration in divergent fields. Such metrics are essential to charting the changing ecology of scientific knowledge, which is becoming less distinctly interdisciplinary allows researchers to see to what extent fields interact to fuel broader progress. These indicators enable foster innovation and transfer knowledge. Examining new research areas. They also identify research that crosses disciplinary boundaries to on the citation behaviour, as well as the use of specific keywords in the publications. Such indicators show the interaction between various fields, illustrating the emergence of evaluate how research combines knowledge and methods across domains. Interdisciplinary studies can be quantified based barriers. These metrics Interdisciplinary indicators Research Methods and Statistical Techniques MATS Centre for Distance and Online Education, MATS University 234 relate to the increasing prevalence of research that spans traditional disciplinaryplay a significant role in assessing the conversion of scientific breakthroughs to real-world applications. They support the identification of R to estimate the influence of scientific research on technology. These metrics and citation counts, and attempt to flag research that generates new ideas, new methods or new technology. Indicators such as patent citations and new keyword combinations strive indicators of innovation These are intended to go beyond

new key performance indicators (KPIs) for research. These are intended to go beyond standard publication metrics. We have an independent set of indicators that try to capture the elusive concept of novelty and originality in scientific contributions which are two good holistic measures of scientific impact, highlighting how research contributes to the creation of new knowledge as well as practical applications. Policymakers who can support research that could drive technological innovation and economic development. These insights offer a more drivers of scientific discovery. The shared indicators can support economic development. Researchers may use innovation indicators to understand the D that has the potential to spur innovation and for establishing a more open and cooperative research culture. Policies and initiatives. These are critical advancements are necessary. These indicators can help policymakers advocate for open science discovering institutions and researchers at the forefront of open science practices. Investigating open science indicators enables researchers to evaluate the impact of open science as well as uncover where further questions regarding the impact that open science has on research quality and efficiency. They aid in tracking the uptake of open research tools and platforms — like pre-print servers, and open-source software. They have very important implications for answering reuse and replication. Other indicators of open science measure the share of research papers that are open access. Data sharing gender indicators measure whether research data is available and accessible to facilitate data publishing, data sharing, and other open science behaviours. Metrics for open

access: metrics that and reproducibility. These metrics assess the extent of open access. Open science indicators are measures that describe the degree to which research practices align with the norms and ideals of open science, emphasizing transparency, accessibility, to sustainable developments. (Societal Impact Indicators; These i scientific research. They assist with identifying Bibliometrics, Informetrics, And Scientometrics MATS Centre for Distance and Online Education, MATS University 235 research that has potential to respond to societal needs and contribute as public awareness and engagement with research. Measure Up is a set of metrics used to gauge the societal impact of policy level, as you can imagine it is relevant when we think about solutions to societal problems. Research impact in the general public domain includes the number of media mentions, which represent the visibility of researchers work as well patents can serve as a proxy for the use of scientific research to drive technological innovation. Citation policy follows the impact of research at the the real world, into innovations and social benefits. Citations from the field of intellectual property the impact of scientific research outside of academia, and the relevance and influence of impact outside academia are examined as an extension of the assessment of impact. These indicators try to assess how much research has translated into Societal Impact Indicators are developed to measure view of research impact, recognizing its contributions to economic and social development. in turn can inform policy decisions to improve public health and well-being. These metrics and source data enable a more holistic into benefits for society, and the factors that make that translation successful. Researchers and policymakers can use these indicators to help guide practical efforts to tackle societal challenges, which indicators analyze how research is translated (that the measurement measures what it claims to

measure), reliability (that the measurement produces similar results on repeated trials) and the recognition of the diversity of scientific practice across disciplines. It is a sociological tool whose development has been influenced by the principles of validity Visualization on Science Mapping Data-Driven and Consist of: mapping methodologies are designed to create spatial representations of scientific domains using relationships between publications, authors, institutions, or concepts. The mapping approaches scientometrics is its focus on the visualization of the structures and dynamics of scientific knowledge. Science One defining trait of Research Methods and Statistical Techniques MATS Centre for Distance and Online Education, MATS University 236 Co-Citation Analysis their borrowings, also known as co-citation. Citation context analysis is a powerful method to measure the phenomenon of how often, pairs of documents mention one another into all the papers out there, we need to recognize important papers or research trends via citation data explicitly. co- citation strength is usually defined as the frequency of co-citation of two documents, where a higher co-citation number indicates a higher strength of association. However, in order to give a meaning help identify seminal works that have contributed to the transformation of a field and emerging areas of research that are beginning to gain traction. The due to the tendency of co- citation patterns to reflect changes in research emphasis or the emergence of new paradigms. The resulting maps can is a visualization of the knowledge landscape: These clusters often correspond to unique research fronts or subfields. Co-citation analysis is also effective for monitoring the development of research domains over periods highly interconnected and hence unveil the key themes and seminal pieces within a field. This interconnected documents in which nodes indicate single papers and edges represent the strength

of their co-citation relation. Examining these networks enables researchers to uncover clusters of documents that are a two documents are often cited by the same subsequent works, they are likely to be similar in content or idea. It builds a network of It is based on the assumption that if Bibliographic Coupling History of certain knowledge is like. citations. It can also find out which works are the foundational documents from which a line of research has developed and what the help uncover how disparate areas of research are connected and highlight important papers that act as bridges between macro- domains. An advantage of this approach is its ability to detect relationships between recently published papers, since it does not depend on follow-up references). Such networks can also reference each other, allowing them to Bibliometrics, Informetrics, And Scientometrics MATS Centre for Distance and Online Education, MATS University



237 probe the intellectual roots of a field of study. A bibliographic coupling forms instances of networks in which nodes correspond to documents and edges reflect the magnitude of their coupling (i.e., the number of documents they share as its immediate intellectual context. Figure: 5.3 Bibliographic Coupling Researchers can also look for clusters of papers that extent to which two documents' references overlap. It can Also be helpful in pinpointing the nascent research fronts and situating a paper in of subject matter. In contrast to co-citation analysis, which examines the extent to which documents'/works' later publications cite them (i.e. a citation network), bibliographic coupling maps the references they share. This means that documents with a large number of references in common probably have something in common in terms Bibliographic coupling is an approach to mapping relationships among documents as a function of the number of Research Methods and Statistical Techniques MATS Centre for Distance and Online Education, MATS University 238 Co-Word Analysis Scientific fields. on terms. Finally, the approach is applicable to studies of a diverse range of scientific domains, thereby facilitating co-word analysis to be adapted to specific research questions and to investigate the conceptual architecture of new used to Map the evolution of scientific thinking over time. Also helps with understanding the interdisciplinary nature of research by finding links between the fields based major themes and research domains within a specified discipline, essentially giving a swept up overview of its intellectual geography. This method is useful for finding new scientific fields and it can be showing how different concepts interrelate and highlighting clusters of terms. The maps that emerge can then be used to highlight networks with nodes as terms or concepts and edges describing the intensity of co-occurrence between the nodes. The relationships can then be visualised, those researchers interested in emerging trends of research. Co-word analysis generates uncover major themes and interconnections. It also renders useful insights into the corpus of large text data for explores how often particular words or phrases co-occur within document titles, abstracts, or keywords. Through discovering co-occurrence patterns, they can delineate the conceptual structure of a discipline and concepts in the documents. This approach Co word analysis is a representation of co-occurrence between two of the Overlay Mapping Allows us to position certain domains of research within the wider context of the scientific landscape. and set up research priority areas by visualizing the connection between multiple research areas. Overlay mapping is an effective tool that field and how it fits into the broader scientific landscape. Overlay mapping enables researchers to identify new trends it visually demonstrates the impact of research investments, and with it, the breadth of scientific investment effects. You can also use it for educational stuff, like giving students and early-career researchers a broad overview of the the crosscutting nature of research, or how research is connected across disciplines and Bibliometrics, Informetrics, And Scientometrics MATS Centre for Distance and Online Education, MATS University 239 identify the opportunities. This is especially useful in science policy and research management, as a base map of science. Overlay maps are great for showing it refers to different research areas and where it is being referenced—an indicator of Interco textual connections, the larger impact that an area of research has on society. Researchers can use it to look at the strengths and weaknesses of a particular research area and how it has evolved over

time, by overlaying data such as funding portfolios, publication outputs or patent activity on in which a particular dataset is projected onto a base map of science to illustrate its location relative

to the wider scientific landscape. It enables visualizing how a research field like this interacts with other fields, how Overlay mapping is a technique Hybrid Mapping Techniques and accurate representation of the intellectual landscape. The use of citation data co of links (text, citation, etc.) for improved visualization of scientific knowledge. It combines the strengths of different approaches to mapping for a more nuanced Hybrid mapping methods integrate different types is a powerful tool for science policy and research management due to its potential to combine diverse data and provide a holistic view of research practices and their implications. These maps are constructed using different datasets; hence they are complex and informative. Hybrid mapping techniques are particularly useful in examining interdisciplinary research, maintaining the dynamics among the knowledge of scientists in rapidly changing fields. Researchers can build more complex and informative maps that help describe the scientific landscape by leveraging various data sources and analytical techniques. Databases of scientific publications various research domains and detect emerging trends that may go unnoticed in single-method approaches. Such Code] Hybrid mapping approaches can help unveil complex interrelationships among research. Features Effective dimensionality reduction techniques: Scalable Feature learning Abstract embedding Multiple views Examples: Combination of co-word and co-citation analysis can help Provide not only which documents are co-cited but also co-term Keyword and concept maps Document-Persistent LDA Topic Analysis Paper, implements Research Methods and Statistical Techniques MATS Centre for Distance and Online Education, MATS University 240 text-based analyses and allows researchers to capture both the structural and conceptual aspects of. Have Multiple Uses Science Maps To visualize & has enabled the production of science maps allowing one to grasp the complexity of the knowledge they have become a necessity. their way in a myriad of scientific publications and initially grasp the architecture of their field. Modern visualization software a scientific domain. These pictures allow them to find across different domains, which can yield new partnerships and offer solutions to intricate scientific queries. Third, science maps can also be used for educational purposes, e.g. to give students or inexperienced researchers topical overviews of and based on the first two, these maps allow for interdisciplinary research by detecting potential areas of connections between heretofore distinct research questions. This graph enables researchers to conceptualize interconnectivity as needed. Thirdly, and tracking their evolution over time. This allows researchers and policymakers to predict potential trends and modify their strategies organizations, through mapping research outputs and collaborations can decide resource allocation and planning accordingly. Second, science maps help identify trends, opening spaces that are in development for an analysis of the research portfolio, where you can help the institutions and funders visualize what you have done where and where you have not. The the different stakeholders. First of all, self-archiving is essential science, maps of science are important. These visuals fulfil many vital roles which add value to understand

the complicated landscape of Research Management Applications in the Fields of Science Policy research management and policy-related challenges. Rankings integrate scientometric indicators as essential aspects of their methodology, impacting perceptions of institutional quality and attracting students and researchers. By making sure decisions are based on data and evidence, the application of scientometrics in these contexts can contribute towards greater efficiency and effectiveness in addressing scientific output of different nations, and to track Bibliometrics,

Informetrics, And Scientometrics MATS Centre for Distance and Online Education, MATS University 241 their comparative position in the global knowledge economy. In the end, university and promotion, lending quantitative support to assessments of research productivity and impact. International benchmarking is used to compare the the strategic plans in research organizations as it helps in benchmarking, it helps in identifying strengths in the organizations, in the formation of the strategic research priorities. Emerging fields such as scientometrics are increasingly contributing to evaluations of academics for hiring and helping them prioritize investments. The use of scientometric tools can facilitate Research Excellence Framework (REF) in the UK) strongly depend on scientometric indicators. Scientometric analyses play an important role in informing decisions made by research funding agencies regarding resource allocation by identifying promising research areas and jurisprudence of research at multiple levels. Such ⁴⁰research performance and funding allocation exercises (as in the case of the Scientometrics is now established as a hallmark discipline of science policy Sources and related content More comprehensive approaches to assessing research that acknowledge to some extent the shortcomings of quantitative measures and highlight the role of expert judgement. scientometrics in science policy and management has led to various legitimate concerns regarding responsible metrics use and its unintended, yet potential, consequences. Such concerns have initiated movements like the San Francisco Declaration on Research Assessment (DORA) and Leiden Manifesto for Research Metrics that call for Nonetheless, the adoption of Aids Through to the Human Science Wikipedia: A Loanword with an Infinitude of Ontological Bibliometric research. the production, distribution and usage patterns of scholarly information. There are three underlying principles, namely Bradford's Law, Zapf's Law, and Latke's Law that hold particular relevance for to those bibliometric laws, which are the theoretical basis for quantitative Research Methods and Statistical Techniques MATS Centre for Distance and Online Education, MATS University 242 research in the area of the literature of science. These are statistical regularities that result from empirical observation and describe Add Theoretical Formulation To lowest ⁹productivity of articles on a particular subject, they may be separated into a core group of journals that are specifically devoted to the subject and several groups or zones containing the same number of articles as the core but appearing in an increasingly larger number of journals. Distribution of articles in applied geophysics and lubrication, noticed this phenomenon. The law states that when scientific journals are arranged in order from highest of Scattering, produced by Samuel C. Bradford in 1934, is used to describe the distribution of articles on a specific subject on journals. Bradford, in a study of the Bradford's Law Law is given as: The mathematical formulation of Bradford's Law? : a journals

Bradford's Law is given as: The mathematical formulation of Bradford's Law ... n journals and the third zone would have $J \times n^2$ journals with all three zones containing near equal number of articles. the Bradford multiplier. If the core zone has J journals in the first zone then the second zone would have $J \times n$ is a logarithmic tail. That certainly sounds like your grumble Florist law, Bradford, but in a little less league-geeky way: if you take all journals, rank them on decreasing productivity of articles on the subject J and plot the result on a semi-logarithmic plot, the curve obtained by this will have a quickly rising initial part (the core of the journals) and a linear central section followed up by. Refinements Empirical Validation further and expansion include the following: the overarching pattern of concentration, then dispersion, has held alike. Significant test Bradford's Law in different disciplines and periods. Though the particulars differ, There have been

many studies that. Bibliometrics, Informetrics, And Scientometrics MATS Centre for Distance and Online Education, MATS University 243 Leimkuhler's Formulation: That was widely accepted a few years later. the initial approximation of disjoint zones proposed by Bradford. Bradford's Law has gone through a lot of changes after its first appearance; Robert Leimkuhler's work did a lot to ascend it from an observation to a theoretical model, to an analytical tool, mathematical instruments to analyze the properties of Bradford's Law and appreciate its efficacy within the framework of information science and library management. By modelling the accumulation of articles over time across non-overlapping ranked journals, a more accurate representation was obtained, as compared to results from the behaviour of literature. This constant approximation allowed the use of calculus and other journals contributing to that. This continuous mathematical function was a transformation of Bradford's Law from its original descriptive observation into one that researchers could analyze and extrapolate helped to further explain Bradford's Law by suggesting a continuous mathematical function. This formulation used the equation $R(r) = a \log(1 + br)$, where $R(r)$ represents the cumulative number of articles contributed by journals with ranks varying from 1 to r , with constants a and b within the equation allowing for adjustments to model data to specific sets, creating a more ideal fit between observed trends of frequent publications vs. the rank of The Leimkuhler Formulation of 1967 by Brookes: Theoretical Analysis in information science. way for further applications, highlighting the significance of Bradford's Law in interpreting the distribution and usage pattern of scholarly literature. Brookes' challenging theoretical interpretation cemented the law of there being a top conceptual idea foundational principles of information science helped generalize it from an empirical finding to a more theoretical construct. The analytical investigation into the mathematical properties of the law paved the relations to the logarithmic distribution. Brookes' linking of Bradford's Law to image of Bradford's Law as being Research Methods and Statistical Techniques MATS Centre for Distance and Online Education, MATS University 244 within a wider suite of statistical behaviours of information systems, rather than the isolated example it had tended to be seen as. Brookes' work included exploratory investigations into the mathematical properties of the law, aspects of its scaling behaviour and tenets of information theory and other statistical models. It generated an why the distribution patterns were observed. He endeavoured to develop a more theoretic

why the distribution patterns were observed. He endeavoured to develop a more theoretical grounding for Bradford's Law by relating it to basic of Bradford's Law. Brookes didn't just describe the law, but tried to understand Brookes, B. C. Theoretical exploration of Bradford's Law 78 B. C. Brookes Theoretical exploration Grooms Droop: Droop is to ensure that application of Bradford's Law is kept in a realistic perspective based upon the data that are available and their inherent limitations. Studies. The importance of recognizing the Grooms while interpreting Bradford curves and making statements about the distributions of literature. The droop highlights the need to take account of the context and limitations of the use of data sources in bibliometric to bias. Researchers need to acknowledge this effect comprehensive view of the literature landscape. It illustrates that empirical findings, especially in bibliometrics, are limited and vulnerable need (it probably doesn't). The Grooms droop shows the smelly sleeves in the practical search for a completely means that the tail end of the distribution, which relates to the journals with the fewest contributions, gets underreported quite a lot. Read up on your dataset and ensure that it contains the publications you nature of bibliographic data collection. In practical terms, this upper segment.

This discrepancy is commonly ascribed to the incomplete Otto Grooms noted the so-called "Grooms droop", where the last segment of the Bradford curve goes below the straight line in its Domain-Specific Variations: The traditional term used is 'n', which refers to a Domain-Specific number of sites, exposes the variability of literature scatter across academic domain. Again, cross-field comparisons show that the value of 'n', which indicates the degree to which articles are concentrated, varies greatly. 'n' values usually Bibliometrics, Informetrics, And Scientometrics MATS Centre for Distance and Online Education, MATS University 245 vary from 3 to 6, suggesting that some fields of knowledge have degree of concentration among a smaller number of core journals, while others have a more disperse publication pattern. So, for example, fields like mathematics or physics may have lower 'n' values describing more of the dispersion being achieved by a few journals. For instance, rather than Flinders University restrictively being identified as 'Flinders University (Acronym)' in this literature review. Such variations arise from one field of knowledge to another in terms of research practices, publication cultures and the properties of knowledge domains. Such domain-specific distinctions are important for librarians and information professionals, as they can inform effective collection development strategies and represent different challenges for information retrieval systems. Being aware that each field has its distinct scatter means that we can optimize both how we fund a particular community and what kind of information services we provide to them. In bibliometrics, the varying nature of the Bradford multiplier shows the need for context- sensitive analyses. Data Mining in Library and Information Science Its most critical uses are in collection development. Bradford's analysis can be applied to this data-set in order to identify the few core-journals which account for the greatest concentration of relevant literature in any given area of inquiry (particularly useful for librarians working with budgetary constraints). This approach allows librarians to determine which journals are most essential to their specific needs and context and thus which journals to invest in, in order to maximize the potential return on investment on the resources available Bradford's Law is also

useful in assessing bibliographic database coverage. The coverage of literature was assessed in a number of ways, with several studies investigating the completeness of these databases when compared to the core literature of a subject, allowing librarians and information professionals to make informed choices regarding comprehensiveness. This process of evaluation helps to identify potential gaps in coverage allowing informed decisions to be made in terms of database subscriptions or politicking to establish which databases are developed (either within a hospital or as part of an institution). In addition, the law also Research Methods and Statistical Techniques MATS Centre for Distance and Online Education, MATS University 246 impacts subject specialization of library collections and cooperative acquisition programs. Bradford's analysis, by showing how most of a library's literature is distributed across different subjects, allows libraries to know where to focus their material and their expertise. This foundational knowledge is utilized by librarians to make subject specialization decisions and the relevant collection decisions required to support their users' needs. Moreover, indexing and abstracting services perform Bradford-types of analyses in choosing which journals should be included in their databases. These services enhance their relevance and value to researchers, by prioritizing the journals which produce the most influential literature. Last but not least, Bradford's Law helps to trace interdisciplinary journals. Journals that fall into an even more specific subset of the highest core areas in two or

more fields, act as valuable tools for crosspollination of science between fields. Although Bradford's Law was developed when journals were printed, the basic premises are still highly relevant in the current digital age of information. Open access publishing, for example, has developed new formats for research dissemination, and Bradford-type analyses have been applied to investigate how open access articles are distributed across journals and repositories. This can be useful to researchers and librarians in understanding the impact and reach of open access initiatives. Additionally, the rise of altmetrics, a measure of the impact of research through social media mentions, downloads, and other alternative metrics, has also been demonstrated to have patterns resembling that of Bradford's law. This serves to further illustrate the way the law can be used to explain how information is spread through the network in a manner that extends from traditional citation metrics. Morrison says that contemporary research has extended this principle on information spread to discrete but more variables of the digital landscape, considering digital journal and information channels and platforms rather than just journals themselves and seen this through an esoteric lens. This method tackles the complex problem of information spread in the digital age, when Bibliometrics, Informetrics, And Scientometrics MATS Centre for Distance and Online Education, MATS University



247 data is scattered among multiple websites, social media, and other online resources. These days the mathematics behind Bradford's Law is being used in a different way in the analysis of big-data. Applying these principles, algorithms based on large-scale bibliographic datasets help reflect what are the sources or influences patterns, allowing researchers to make sense of a huge amount of digitized information. While the alignments of Bradford's Law may have changed in a digital library context, the core concept remains relevant as a guide to how information is distributed and accessed in the modern era. Sources and related content The enduring relevance of Bradford's Law lies in its ability to capture a fundamental pattern in how information is distributed across sources—a pattern that appears to transcend specific media formats or technological contexts.

Zipf's Law Zipf's Law, named after linguist George Kingsley Zipf, describes the relationship between the frequency of words in natural language texts and their rank. Zipf formulated this law in the 1930s, stating that in a large corpus of text, the frequency of any word is inversely proportional to its rank in the frequency table. Mathematically, this can be expressed as: $f(r) = \frac{C}{r^a}$ Where $f(r)$ is the frequency of a word with rank r , and a is a constant close to 1. When $a = 1$, this becomes the classic Zipf's Law: $f(r) = \frac{C}{r}$ Where C is a normalization constant. When plotted on a log-log scale, this relationship appears as a straight line with a slope of approximately -1. Zipf's observation was remarkable because it revealed a mathematical regularity in something as seemingly arbitrary as word usage in natural language.

Extensions and Generalizations Research Methods and Statistical Techniques MATS Centre for Distance and Online Education, MATS University 248 While Zipf originally applied his law to word frequencies, it has since been generalized to various other phenomena: **Zipf-Mandelbrot Law** The Zipf-Mandelbrot Law is an extension of Zipf's Law, introduced by Benoit Mandelbrot to improve its accuracy for high-rank items. While Zipf's Law states that the frequency of an item in a dataset is inversely proportional to its rank, the Zipf-Mandelbrot Law refines this by adding an extra parameter. The formula is given as: $f(r) = \frac{C}{(r + b)^a}$ Here, b is an additional parameter that adjusts the ranking effect, making the model more flexible in fitting real-world data. This modification is particularly useful in datasets where higher-ranked items deviate slightly from the predictions of Zipf's Law. This law is widely used in linguistics, where word frequency distributions show deviations at the top ranks, and in information science, where internet traffic, website rankings, and search query distributions often follow this pattern. It also applies to market analysis, where consumer preferences tend to follow a skewed ranking with certain top products selling more than expected under Zipf's Law alone. By refining Zipf's Law, the Zipf-Mandelbrot Law offers better predictive power for systems where a simple inverse ranking does not fully explain frequency distributions.

Pareto Distribution The Pareto distribution, also known as the 80/20 rule, is a mathematical principle that describes power-law relationships in both natural and social systems. It states that roughly 80% of effects come from 20% of causes, a principle observed in economics, business, and social sciences. Mathematically, the Pareto distribution is expressed as: $P(X > x) = \left(\frac{x}{x_m}\right)^{-\alpha}$ Where: x_m is the minimum value of X , α is the shape parameter that determines the distribution's steepness. The income. Principle. In business, a small

Bibliometrics, Informetrics, And Scientometrics MATS Centre for Distance and Online Education, MATS University 249

number of bestsellers produce most of mirrors Zipf's law as both describe an uneven distribution in which a small percentage of the total accounts for the majority of the value. An example of this

might be wealth distribution, where a tiny fraction of individuals own the vast majority of wealth, in accordance with Pareto's This distribution closelyfew papers get the bulk of citations. distribution identifies the critical few customers (the 20 percent) that drive most sales. The same goes for science, where a In risk management, for example, the Pareto distribution can help target the few risks that cause most failures; whereas, in marketing strategies, the Paretoand outcomes. By knowing the Pareto distribution, business and policy can prioritize high-impact areas to maximize the efficiency. Long Tail Concept Distribution. Products. But by contrast, online platforms can profitably market niche products, the "long tail" of the sales to a type of Zipfian distribution (the distribution for content consumption in the digital market place). Inventory constraints in physical shops tend to drive focus on best- selling The Long Tail Theory, coined by Chris Anderson, refersmarketplaces; the sales of many low-demand items collectively can outstrip the sales of top-selling items. Sales. Anderson argued that, particularly in digital This means that, in a Zipfian distribution, few high-demand items dominate sales, but have many low-demand items with small but stable Research Methods and Statistical Techniques MATS Centre for Distance and Online Education, MATS University 250 Examples of the long tail effect include: Amazon & eBay – Selling a wide range of niche products. Netflix &Spottily – Offering vast libraries where rare movies or songs still attract viewers and listeners. YouTube & Blogs – A small number of viral videos or articles dominate, but countless niche creators still gather a dedicated audience. This concept changed business models, encouraging companies to monetize variety rather than just focus on blockbusters. It also highlights the power of recommendation algorithms, which help users discover niche content. The Long Tail Concept emphasizes that digital distribution and search ability reduce reliance on mass-market hits, enabling smaller players to thrive. General Rank-Size Laws Rank-size laws describe the relationship between the size of an item and its rank in a dataset. Zipf's Law is a special case of these general laws, which apply to many real-world phenomena beyond language and economics. General rank-size laws are expressed as: $Size = C / (Rank)^b$ Where: C is a constant, b is an exponent that varies across different domains. Examples of rank-size distributions include: City populations – The largest city in a country is typically twice as large as the second-largest, three times as large as the third-largest, and so on. Bibliometrics, Informetrics, And Scientometrics MATS Centre for Distance and Online Education, MATS University 251 Company revenues – The largest companies dominate the economy, but there are many smaller businesses. Scientific citations – A few papers receive most citations, while most receive only a few. General rank-size laws highlight self-organizing principles in natural and social systems, showing that ranking patterns emerge independently of human intervention. Understanding these laws helps in urban planning, economics, and decision-making by recognizing the predictable structure of hierarchies in complex systems. Applications in Information Science Zipf's Law, with its core understanding about the distribution of word

frequencies, widely applies across information science. The law is fundamental in information retrieval, inspiring the design of term weighting schemes; the best-known among them is the inverse document frequency (IDF). Since it acknowledges that high-frequency words, on their own, will yield low discriminating power than prior words, IDF assign larger weights than terms that only provide fewer documents, and therefore, helps to improve the accuracy of the search results. For automatic indexing, Zipf's Law helps determine which terms to select so that neither too few

nor too many terms are selected as a representation of document contents. In addition, corpus analysis, particularly the law, can assist in determining the degree to which word frequency distributions within regular domains can be compared to those within specialized corpora and potentially across languages. Zipfian distributions play a key role in the design of language models and text generation algorithms, as they are representative of the statistical characteristics of natural language in natural language processing. Additionally, Zipf's Law has implications for information retrieval, text mining, and natural language processing, providing a basis for compression algorithms and representation techniques that exploit the structure of Research Methods and Statistical Techniques MATS Centre for Distance and Online Education, MATS University 252 language. This wide-reaching applicability of Zipf's Law reveals its fundamental influence on systems of information processing and retrieval. Bibliometric Applications

Bibliometrics: Zipf's Law Bibliometrics: Zipf's Law In bibliometrics specifically, Zipf's Law gives us insights on the patterns and dynamics associated with scholarly exchanges. Scientific literature follows a distribution on keywords that, according to Zipf's law, gives us an idea of the importance of a concept in time, that is, how often different keywords appear in combination. The distribution of citations across papers typically follow a Zipfian distribution with a small number of papers receiving a large number of citations followed by a long tail of papers with very few citations reflecting the concentration of scholarly impact. Productivity within a field often suffices Zipfian behaviour, where a small number of very active authors produce very large fractions of the publications. The long tail of journals with low impact factors: A Zipf's law perspective on journal dispersion. In addition, the topology of co-citation networks which characterize the links of the literature on the scholarly landscape often follows properties inherent to power-law distributions which are closely related to Zipf's Law. Such uses reflect the application of Zipf's Law associated with bibliometrics to such domain as research analytics aiming to do research evaluation, information retrieval and knowledge organization. The ubiquity of Zipfian distributions in bibliometric phenomena suggests that similar underlying processes may govern various aspects of scholarly communication, despite their apparent differences. Latke's Law Theoretical Formulation

Latke's Law, formulated by Alfred J. Latke in 1926, describes the frequency distribution of scientific productivity among authors in a given field. Bibliometrics, Informetrics, And Scientometrics MATS Centre for Distance and Online Education, MATS University 253 Based on an analysis of the publication records in chemistry and physics, Latke observed that the number of authors making n contributions is approximately proportional to $1/n^2$. Mathematically, this can be expressed as: $A(n) = A(1)/n^2$ Where $A(n)$ is the number of authors who have published n papers

expressed as: $A(n) = A(1)/n^k$ where $A(n)$ is the number of authors who have published n papers, and $A(1)$ is the number of authors who have published just one paper. More generally, Lotka's Law can be written as: $A(n) = A(1)/n^k$ Where k is a constant that may vary by discipline but is typically close to 1. Lotka's Law implies a highly skewed distribution of scientific productivity, with a small number of prolific authors responsible for a large proportion of publications in a field.

Empirical Validation and Refinements Numerous studies have tested Lotka's Law across different disciplines, time periods, and geographical contexts. Key findings and refinements include:

1. **Disciplinary Variations:** The exponent k has been found to vary across disciplines, typically ranging from 1.5 to 3.0, reflecting different patterns of authorship and publication.
2. **Temporal Changes:** Some studies have observed changes in the exponent over time, possibly reflecting evolving

norms of scientific collaboration and publication.

3. **Methodological Refinements:** Researchers have developed various statistical methods for fitting Lotka's Law to empirical data, including maximum likelihood estimation and the Kolmogorov-Smirnov test for goodness of fit.
- 4.

Completeness Considerations: The applicability of Lotka's Law depends on the completeness of the bibliographic data and the accurate identification of authors, issues that have become more complex in the era of large-scale bibliographic databases.

Research Methods and Statistical Techniques MATS Centre for Distance and Online Education, MATS University 254

Collaborative Effects: The increase in multi-authored papers has necessitated adjustments to Lotka's original formulation, with some researchers applying fractional counting methods to account for shared authorship.

Applications in Research Evaluation and Science Policy Lotka's Law has important implications for research evaluation and science policy:

1. **Research Productivity Assessment:** Understanding the typical distribution of productivity helps establish realistic benchmarks for evaluating researcher output.
2. **Identifying Exceptional Contributors:** Lotka's Law provides a baseline against which to identify researchers whose productivity significantly exceeds expectations.

3. **Career Trajectory Analysis:** The law informs studies of scientific careers and productivity patterns over time.
4. **Research Funding Allocation:** Understanding productivity distributions helps inform strategies for allocating research funding to maximize returns.

5. **Diversity and Inclusion Considerations:** Recognition of skewed productivity distributions raises questions about barriers to publication and the need for inclusive evaluation practices.

Contemporary Relevance in Modern Scientific Communication While Lotka formulated his law in an era of sole authorship and clearly defined disciplinary boundaries, its core insights remain relevant in contemporary scientific communication:

1. **Hyper authorship:** In fields characterized by papers with hundreds or thousands of authors, modified approaches to applying Lotka's Law are needed.

Bibliometrics, Informetrics, And Scientometrics MATS Centre for Distance and Online Education, MATS University 255

2. **Interdisciplinary Research:** The increasing prevalence of interdisciplinary research challenges traditional disciplinary boundaries in productivity analysis.

3. **New Forms of Scientific Contribution:** Beyond formal publications, contemporary scholars contribute to knowledge through various channels, including preprints, datasets, software, and social media, necessitating broader conceptions of productivity.
- 4.

datasets, software, and social media, necessitating broader conceptions of productivity. 7.


Algorithmic Author Identification: The development of author identification systems (such as ORCID) has improved the accuracy of attributing publications to specific authors, enhancing the empirical testing of Latke's Law. The enduring significance of Latke's Law lies in its representation of a fundamental pattern in scientific productivity: the concentration of output among a relatively small proportion of contributors—a pattern that appears to persist despite substantial changes in the organization and practice of science.

Research Methods and Statistical Techniques
MATS Centre for Distance and Online Education, MATS University 256 UNIT 16 SOCIOMETRY

Conceptual Definition and Historical Development Sociometry is a quantitative method developed by psychiatrist Jacob L. Moreno in the 1930s to measure social relationships within a group. It is both a theoretical and practical approach for exploring the structure of interpersonal connections. Moreno described sociometry as "the mathematical study of the psychological properties of populations," emphasizing its role in understanding how people choose and relate to each other in social contexts. The term "sociometry" itself is derived from Latin: socius meaning companion, and

metrum meaning measure, essentially, it is the measurement of social relationships. The foundation of sociometry lies in the belief that individuals make choices based on emotional connections, trust, affection, and compatibility within a group setting. These choices, such as whom one prefers to work with, sit next to, or confide in, reveal patterns of attraction, rejection, leadership, isolation, and subgroup formation. By systematically mapping these preferences using sociometric tools like sociograms (visual diagrams of social links), researchers and educators can uncover the underlying dynamics of a group that may not be visible on the surface. Historically, sociometry was first used in clinical and institutional settings, such as schools, hospitals, and correctional facilities, where understanding group cohesion and interpersonal issues was critical. Moreno's most famous early application was at the New York State Training School for Girls, where he used sociometric techniques to reduce runaways by reorganizing dormitory groups based on friendship patterns. Over time, sociometry became a valuable tool in social psychology, education, organizational management, and group therapy. Sociometry offers insight into the invisible web of relationships within groups, helping leaders, educators, and therapists identify patterns of inclusion, exclusion, and emotional ties. It blends psychology with statistics to foster better communication, cooperation, and group effectiveness.

Bibliometrics, Informetrics, And Scientometrics
MATS Centre for Distance and Online Education, MATS University



257 UNIT 17 CONTENT ANALYSIS ⁵²

Content analysis is a systematic and objective method to examine communication artefacts. Inheriting from the fields of communication studies and social sciences, it later metamorphosed into a multiform research methodology widely utilized in various disciplines, also in library and information science (LIS). Essentially, content analysis is one of the methods used to systematically study texts, images, videos or other meaningful content to discover patterns, functions and biases. It abstracts the qualitative data into a quantitative data set, allowing researchers to make evidence based interpretations of the source material. The evolution of content analysis over time is indicative of its ability to align with research trends. Originally employed to investigate wartime propaganda in World War II, it has since been extended to include a wider range of media and communication modalities. With the advent of the digital age, content analysis has evolved into a more complex field, leveraging computational methods and machine learning algorithms to analyze vast amounts of information. This has expanded and deepened what can be analyzed through content analysis, which has become a crucial gateway to understanding how information is framed and presented. Here are three different examples of its application within library and information science. And it assists librarians assess collection development policies, evaluate the quality and relevance of information resources, and learn about user information needs and behaviours. Content analysis is used by information scientists to examine patterns of scholarly communication, digital resource utilization, and effectiveness of information retrieval systems. Overall, this demonstrates the utility of the methodology for analyzing library websites, social media presence and other digital interfaces between information institutions and their users. Content analysis as a methodological framework is often divided into qualitative vs. quantitative approaches, both of which, however, often overlap in practice. Quantitative content analysis emphasizes the counting and measurement of variables in the content, including word frequency, citation patterns, or specific themes. People are based on statistical data that can present trends and patterns on Research Methods and Statistical Techniques MATS Centre for Distance and Online Education, MATS University 258 areas with huge datasets. Qualitative content analysis, on the other hand, examines the nuances, implicit messages, and socio-cultural meaning embedded within the content. This combination of methods allows for the analysis of both the manifest and latent content of communication artefacts (Budd et al. 2008). Overview of Systematic Review of Content Analysis Researchers set up clear research questions at the beginning and what their objectives are in terms of this analysis. Next, they create a coding scheme or system of categorization based on previous theories or the preliminary examination of the material. These parameters allow you to analyze the content systematically. Next, they choose appropriate sampling methods to maintain representation and mitigate the size of data collected. Regardless of whether the coding process is done manually or via computer, it entails identifying and categorizing content elements based on the devised scheme. Finally, the researchers code the data, analyze, interpret the findings, and draw conclusions relevant to their original research questions. In recent years, computer-assisted content analysis has transformed the field by allowing researchers to analyze massive amounts of data faster and more uniformly. There are software tools such as Vivo, ATLAS Dee, N8, and MAXQDA provide advanced

capabilities for coding, sorting, and analyzing textual and multimedia material. Analytical capabilities are further boosted with natural language processing (NLP) techniques, such as

sentiment analysis, topic modelling, and automatic classification of content. This technology has opened possibilities of content analysis while upholding methodological rigor. Content analysis depends on several factors for both its reliability and validity. Intercode reliability the extent to which different coders produce consistent results represents a key metric of the methodology's reliability. Intercode agreement is calculated by researchers using multiple statistical methods, including Cohen's kappa or Krippendorff's alpha. Validity relates to whether the analysis really measures what it is intended to measure. This involves construct validity (coding categories accurately reflecting theoretical concepts), content validity (coverage of the content domain), and external validity (generalizability of findings). Challenges & opportunities of content Bibliometrics, Informetrics, And Scientometrics MATS Centre for Distance and Online Education, MATS University 259 analysis of digital resources Web content is hyperlinked, multimedia and interactive, which does not lend itself to static bit streams, and thus requires adaptive analytical techniques. Researchers should look beyond the textual matter and also think about visual components, user generated contributions and navigational structures. Furthermore, the scale and speed of digital content generation require effective sampling strategies and automated analysis methods. While these pose challenges, digital content provides an unmatched access to an increasingly varied array of information sources and the ability to conduct longitudinal analyses of changing communication processes. Content analysis has been used on different materials and platforms in library contexts. Through content analysis, collection assessment allows librarians to assess the subject coverage, currency, and diversity of their collections. Trends in scholarly output and open access adoption have been analyzed based on works of literature deposited in institutional repositories. To map patron perceptions and information needs, we would look at user-generated content including reviews, comments and social media interactions. The content analysis queries sites and adds findings to a loadable database that can be used for a number of analytics targeting accessibility, usability, and information architecture. These applications highlight the versatility of the methodology to tackle practically useful problems in information management. Content analysis raises ethical issues on multiple dimensions. Privacy issues can emerge when studying individual communications or user-produced material, which demands careful strategies for anonymization and consent. Copyright restrictions may restrict the use and sharing of certain materials and may require proper permissions or fair use justifications. This can lead to researcher bias in coding decisions and discrete interpretation, making it crucial to have reflexive practice in research approach and transparent reporting of the methodology employed to address the research question. Training data set Cultural sensitivity Why is it important in text analysis? Cultural sensitivity is important text to analysis because it can be especially relevant in analyzing content from different cultural contexts, where interpretations may differ based on cultural norms and values. Content analysis can also be combined with other research methods to

improve its analytical power. These studies offer different perspectives on the research Research Methods and Statistical Techniques MATS Centre for Distance and Online Education, MATS University 260 questions by employing mixed-methods designs in which content analysis is combined with for example surveys, interviews, or experimental designs. In this case, user surveys could be used to complement content analysis of library instructional materials and evaluate their effectiveness. Elatedly, citation networks can benefit from content analyses of the

cited works that extend investigations not only of citation practices, but also of the nature of intellectual influence. These integrative approaches produce more balanced insights than any single method alone. Introduction Social media content analysis: Opportunities and challenges in library and information science research. The log its used are printed in the same order as printed in the datasets, which are in an alphabetical order. Yet the informal colloquial communication of social media with its abbreviations, emoticons and cultural references makes traditional coding methods profoundly challenging. Furthermore, the algorithmic duration of user timelines determines the visibility of content and thus the exposure of users to various forms of content, which could further introduce sampling biases. Although these challenges abound, analyzing social media content allows for valuable insights into contemporary information ecosystems and user interactions with information. Future trends in content analysis mirror larger technology and methodological advances. Automated coding capabilities are getting even better, as AI and machine-learning algorithms are being refined to allow for increased quality of in-depth analysis of large datasets. With the rise of multimedia content, multimodal content analysis, which analyzes the interactions between text, video, and audio components, becomes important. Cross-platform analysis reveals how a piece of information journeys and sometimes multiples across different media channels, showing how it diffuses and evolves. These developments broaden the reach and sophistication of local content analysis without losing its core design principles of systematic investigation. And expansively via multidisciplinary realms that continue bringing different theoretical underpinnings to the practice of content analysis including linguistics, cognitive science, and information theory. Framing theory studies how the way in which content is chunked affects the way audiences interpret and make sense of information. Agenda-setting theory Bibliometrics, Informetrics, And Scientometric s MATS Centre for Distance and Online Education, MATS University 261 shows how media coverage determines what people think about an issue. Various models have been devised to describe the information propagation in the social networks and information systems. Those theoretical lenses serve explanations on how content analysis findings link up with bigger social and informational trends. Overall, content analysis is a vibrant and essential research method in library and information science. The foundation to systematically analyze various communication artefacts and their social implications adds essential knowledge on how information is created, produced and used. With a constantly evolving information landscape, content analysis adapts through methodological advancements and technological innovations, ensuring its relevance for comprehending complex information environments. Through uniting the quantitative measure and qualitative evaluation/content analysis provides

Through uniting the quantitative measure and qualitative alleviation/content analysis provides thorough insight into how information nuances in modern society. Research Methods and Statistical Techniques MATS Centre for Distance and Online Education, MATS University 262 UNIT 18 CITATION STUDIES THEORY AND ANALYSIS Citation studies form a cornerstone of bibliometric research because they provide deep insights into the structure and dynamics of scholarly communication. At its core is the basic tenet of citations as the structural representation of intellectual connections between scholarly contributions and its premise of examining the patterns, motivations and effects of citation practice. Researchers shed light on the complex networks of influence that shape knowledge production and dissemination through rigorous analysis of citation data. Such studies bring together quantitative measure and qualitative

understanding in ways that are telling about how scientific knowledge is developed and how academic communities operate. Citation Studies Gerald G. Brin Eugene Garfield's pioneering work in creating the Science Citation Index in 1964 delineates the evolution of citation studies. This groundbreaking database allowed systematic tracking of citations in the scientific literature and radically changed bibliometric research. The following decades saw tremendous theoretical and methodological advances, with the introduction of citation indexes for the social sciences and humanities, the application of advanced analytical methods, and the application of network analysis methods. With the digital revolution, researchers suddenly had a whole universe at their fingertips, as got it and so further extended citation possibilities: electronic publishing, databases. Today's citation studies are rooted in this rich legacy though also with the applying of new computational methods and theoretical frameworks. Citation Theory The theoretical basis of citation studies includes various perspectives on why scholars do cite. 1) The citation as intellectual recognition, which is a normative theory articulated by recognitions to a previous work or intellectual contribution. This reflects the belief that citation practices are designed by the scientific community to ensure credit is given when due. The social constructivist view, on the other hand, sees citations as rhetorical artefacts that are used in calculated ways to craft the persuasive power of scholarly arguments. Bibliometrics, Informetrics, And Scientometrics MATS Centre for Distance and Online Education, MATS University 263 Figure: 5.4 Citation Studies This method treats citation behaviour as contingent on social mechanisms rather than pure intellectual appreciation. The concept-symbol theory combines these views and produces a theory in which citations are references to a link between concepts, but also symbols for social relations in academia. Studies on citation motivation explore the cognitive and social motivations for citation. Researchers have explored these motivations through surveys, interviews, and textual analysis, uncovering a variety including intellectual homage, methodological legitimacy, argumentation, counter-argumentation and demonstrating knowledge of the literature. These investigations show that citation behaviour is complex, shaped by both scholarly and social factors. Familiarity with these motivations offers necessary perspective for interpreting citation patterns and assessing their value as proxies for scholarly impact. Citation analysis techniques grew more sophisticated over time, including several dimensions of citation behaviour. Count the number of times a work is

over time, including several dimensions of citation behaviour. Count the number of times a work is cited directly, an unavoidable metric of visibility in the academic discourse. Co-citation involves analyzing pairs of documents cited together in later publications that may help to uncover intellectual connections not visible in single-source citation. Bibliographic Research Methods and Statistical Techniques MATS Centre for Distance and Online Education, MATS University 264 coupling establishes connections between documents by exploiting reference overlaps, which can be indicative of similar research interests. Such complementary methods shed light on different facets of citation networks, and when combined they provide a rich perspective on patterns of scholarly communication. The network-based approaches have transformed how we understand the structures of knowledge through citation analysis. Citation analysis involves the examination of the relationships within these networks to discern patterns of influence and trends over time, such as co-citation analysis or bibliographic coupling, as it provides insights into the impact, relevance, and literature of various sources. All of these network analysis metrics — centrality measures help us find key players and gatekeepers in our own little scholarly networks. These community

detection algorithms are able to expose subgroups of closely interconnected publications, which correspond to different research specialties. These network approaches enable citation data to become dynamic and informative maps of intellectual and field environments, both quantitatively and qualitatively. Citation metrics are evolving, testifying to the continued endeavour to quantify the impact of scholarly activity. The Journal Impact Factor which was founded by Eugene Garfield is used to calculate the mean number of citations to articles published in a journal over a specified period, helping provide a method of comparing journals. The h-index, which was developed by Jorge Hirsch, is an indicator used to show the productivity and citation impact of the publications made by a scientist. To overcome the limitations of traditional metrics, researchers at some point proposed alternative metrics that included metrics like the g-index, i10-index, and field normalized citation scores. While useful, these metrics need to be interpreted with caution and in context as they reflect divergent aspects of scholarly impact and are influenced by disciplinary norms that affect citation Bibliometrics, Informetrics, And Scientometrics MATS Centre for Distance and Online Education, MATS University 265 practices. Some citation studies have greatly enhanced our insight regarding factors affecting publication style in various research areas. Citation rates and practices differ widely across fields, with natural sciences usually showing higher citation densities than humanities. Citation aging patterns the rate at which a work is cited, over time vary by field of study, with some disciplines preferring recent literature while others have longer citation half-lives. Citation flows across disciplines reveal transfers of knowledge between fields, indicating points of convergence and cross-fertilization. Such comparative analyses necessarily stress the need to further contextualize citation metrics in light of disciplinary norms and traditions. There are many methodological challenges involved in the interpretation of citation data. As previously explained, motivations for citations are varied and cannot always be inferred from citation counts. Self-citations, where authors reference their own earlier work, can be complex to interpret as they may indicate either true intellectual continuity or strategic moves in citation behaviour. Negative

may include either the intellectual community or strategic interest in citation phenomena. Negative citations, which criticize or reject the cited works, have the same numerical impact as positive citations, even though they have other connotations. Citation context analysis — the study of citation incorporation in the citing text — yields data beyond counts, uncovering rhetorical functions and intellectual significance of citations. These nuanced methodologies increase the interpretive power of citation studies. This practical functions of citation analysis in research evaluation and policy. Citation metrics are being integrated more and more in faculty evaluation, tenure decisions and grant funding by universities and funding agencies. Citation analysis assists library collection development by determining core journal titles and contributors to various subjects. Based on citation studies, research policy formation assess national research productiveness, recognize growing fields, and measure return on research funding Citation metrics provide important quantitative data, but responsible evaluation practices combine such data with peer review and qualitative evaluation, taking due account of the limitation associated with strictly quantitative approaches. Citation studies are gaining new horizons with the rise of open access publishing. Studies comparing citation rates between open access and Research Methods and Statistical Techniques MATS Centre for Distance and Online Education, MATS University 266 subscription-based publications generally find an “open access citation advantage,” though the size and reasons for this effect are still debated. In this context, examining how references are

made into open access journalshelps understand changing trends in scholarly communication which might hold research visibility and impact implications. Preprint servers and institutional repositories established different paths for citation, complicating traditional citation tracking methods. These changes require evaluative responses to citation analysis that consider the shifting terrain of the academic publishing ecosystem. Altmetricsalternative metrics based on the online attention to scholarly outputs also capture broader forms of impact that are better suited to complement traditional analysis based on citations. While references in literature typically accrue slowly, social media mentions, downloads, bookmarks, or other interactions online provide earlier indications of attention. These alternative indicators may signal impact beyond academia, including professional practitioners, policy makers, and public audiences. As such, the disciplinary variation that contributes to the relationship between altmetrics and citation rates demonstrates both the correlation and disconnection between different forms of scholarly recognition. Altmetrics combined with citation analysis can thus provide a more complete picture of research impact in different contexts. Critiques of citation studies cite a number of limitations and concerns. The “Matthew effect” in citations highly cited works attract more citations, ad infinitum poses questions of cumulative advantage in scholarly recognition. Fairly rare, citation cartels and manipulation techniques not only defeat the purpose of citation metrics as impact proxies, but actually compromise the integrity of the proxy itself. Specific linguistic and geographic biases privilege English-language publications and researchers from dominant scientific regions, while potentially sidelining important contributions from under- represented communities. These powerful insights promote reflexive attitudes toward citation analysis that recognize systemic biases and power

dynamics in scholarly communication. Citing the work of others is a fairly technical matter, but it also has deeper ethical implications. Proper attribution honours intellectual debts and recognizes the work of other scholars, upholding values Bibliometrics, Informetrics, And Scientometrics MATS Centre for Distance and Online Education, MATS University

267 of integrity and respect. Citation ethics involve phenomena like citation amnesia (not citing relevant past work), citation cherry-picking (citing only p- hacked datum's that fit your agenda), and voluntarily honorary citation (citing things purely to keep potential reviewers happy that you are covering your bases). These practices not only enhance the academic contribution of citations but also serve ⁴⁵ to create a scholarly ecosystem of mutual recognition and intellectual exchange, which reinforces the social contract on which academic communities are based. Citations — Recent innovations in technology keep revolutionizing the field of citation studies. In addition, large-scale citation databases like Web of Science, Scopus and Google Scholar grant us the ability to access, for the first time, citations data for entire disciplines and time spans. Within the corpus of scientific publications, natural language processing techniques facilitate the automatic analysis of citation contexts, enabling the extraction of semantic information regarding the utilization of cited works. Citation patterns are identified by machine learning algorithms whose outputs are used to predict future citation trends based on a number of parameters. These advances in technology enable new types of analysis but also pose new questions well beyond methodology around data quality and integrity, algorithm transparency, and how to understand and act on automated findings. Citation studies are looking towards the future. With the growing volume and spectrum of scholarly outputs, there is a need for more agile citation tracking methods that include non-traditional publications like datasets, software, and online resources. Adding to the complexity, interdisciplinary research poses specific difficulties for citation analysis, as citation practice differs from one discipline to another. The science is globally conducted, and more inclusive as it means the recognition of diverse research traditions and publication venues. Despite these obstacles, citation studies provide information about the structure and dynamics of scholarly communication, and continue methodological and conceptual adaptation in the face of constantly evolving research landscapes. Citation studies shed light on the many aspects of knowledge production and dissemination within and between fields of research. Researchers trace the intricate web dyads that link academic texts, Research Methods and Statistical Techniques MATS Centre for Distance and Online Education, MATS University 268 revealing relationships of influence, co-authorship, and ideas development. The landscape is ever-evolving, blending quantitative measures with qualitative nuance, and ranging far beyond traditional publication venues. Citation in the Digital Age: Navigating Citation Management Tools and Online Journal Indexing in the Evolution of Scholarly Communication. Citation studies is themselves a mixture of methodological innovation, theoretical refinement and practical application, as it feeds back into the ways research is evaluated and also develops deeper constructs about the social and cognitive aspects of scholarship. Trends in Library and Information Science Research Library and Information Science (LIS) research has changed dramatically in recent years alongside corresponding technological, social, and institutional changes impacting information ecosystems. Data sets are varied, from those discussed in this issue to studies on digital collections, gaming libraries, and the changing role of libraries and librarians in a digital world, draw upon older LIS practice, and cite foundational questions while entwining them with new questions emerging from the space of digitization and digital information spaces. This vibrant spectrum of research spans a range of methods, theories,

and topics that together deepen the field's understanding of the ways that information is produced, organized, retrieved, and engaged with in modern life. Current LIS research features several

trends that directly reflect the evolving nature of contemporary information environments. Information studies in the digital age are a hot topic in LIS research now, studying how technology transforms our practices and institutions. They examine how effectively digital libraries, institutional repositories, and discovery systems are being implemented, to what extent they are being used, and whether they enhance user satisfaction and support the goals of the institution. Research into digital preservation is concerned with a number of challenges – technical, organisational and policy-related in nature – to facilitate long-term access to digital materials. Digital humanities projects show fruitful partnerships between librarians and scholars in the humanities, creating new approaches to the study of cultural heritage objects. Together, these studies highlight how digital technologies reshape not only information formats, but also the very relationships between information, institutions, and users. Another area of major research focus are the evolving modalities of scholarly communication. Research on open access publishing models remains active, with papers assessing citation advantages, economic sustainability, institutional deposit policies, and researcher attitudes, among figures. The invention of preprint servers and their incorporation into scholarly workflows raises new questions around the concepts of peer review, research dissemination, and quality assurance. Studies of research data management are focused on the practices, infrastructure, and policies that support the sharing and preservation of research data. Taken together, these investigations grapple with how the scholarly communication ecosystem adapts to technological possibilities, institutional imperatives, and evolving researcher expectations. Research on user experience and information behaviour has grown considerably and adopted a variety of different methodological approaches to gain insights into the ways people use information systems and resources. Ethnographies to investigate information seeking and use highlight the contextual layers of information searching and exchanging, demonstrating how our ways of interacting with information are shaped by the trends and influences of our surrounding cultures and environments. Design improvements are tailored from granulated data from eye-tracking studies, usability testing, etc. Several advances are ongoing: for instance, information behaviour models are moving from strict behaviourism to affective dimensions or social contexts, and even technological affordances. User-centered approaches, such as those adopted in LIS, ensure that research stays grounded while technology continues to change. While information literacy continues to be a main focus of LIS research, the varying ways to conceptualize literacy are evolving to account for more complex modern information ecosystems. The Association of College and Research Libraries Framework for Information Literacy for Higher Education has inspired a variety of studies analyzing its application and effectiveness across educational settings. This critical approach to information literacy interrogates power dynamics in the production and dissemination of information, creating more

nuanced understandings of complex information ecosystems. Digital literacy studies provide a set of competencies that facilitate effective participation in digital environments, Research Methods and Statistical Techniques MATS Centre for Distance and Online Education, MATS University 270 giving rise to constructs like algorithmic literacy and privacy literacy, among many others. These widening concepts of literacy recognize that dealing with information doesn't only require technical skills but also, critical awareness around the wider social, economic and political

contexts. Emerging Research Frontiers: Artificial Intelligence Applications in Library and Information Services Research explores AI-driven recommendation systems, automated metadata generation, intelligent search algorithms, and their effectiveness and limitations. The development of natural language processing applications for knowledge organization and discovery is getting growing attention. Research also touches on the ethical challenges around the implementation of AI, such as algorithmic bias, transparency, privacy concerns, and its impacts on professional roles. These investigations combine exploration of the potential benefits of AI with a critical examination of its challenges, contributing to better informed implementation decision-making. Social justice perspectives have become a more common lens for LIS research, critiquing how information institutions and practices intersect with broader social inequities. Informed by shit theory and critical cataloguing studies which examine the biases inherent in classification systems and controlled vocabularies, they advocate for more inclusive approaches. Studies of information access broaden the digital divides beyond access to technology to include access to skills, motivation, and meaningful opportunities for use. Diversity, equity, and inclusion studies examine representation in library collections, staffing, and services, and typically adopt intersectional frameworks. Such viewpoints urge the field to confront its complicity in, but also potential response to, systemic inequities that investigators face, especially given the historical context of knowing past injustices has often occurred in tandem with the consolidation of social hierarchies. Community engagement and participatory approaches are pervasive in recent research, mirroring changing relationships between libraries and their communities. Studies explore public libraries as community anchors, delving into their impact on social cohesion, civic engagement, and economic development. Participatory collection development methods engage community members Bibliometrics, Informetrics, And Scientometrics MATS Centre for Distance and Online Education, MATS University 271 in creating more representative and relevant collections. Community archives research describes grassroots movements to document neglected histories. These studies underscore not just how libraries serve as information providers but involve themselves as active participants in community life, reflecting the needs and aspirations of place. Research in information visualization examines new methods of visualizing complex information, enabling aesthetic exploration and analysis. Through interactive visualizations of bibliometric data in studies, one can explore citation trends and research landscapes. Geospatial visualizations shed light on geographic aspects of information phenomena, from data collection proliferation to access gaps. Concept and Actor- $\{Network\}$ visualizations help visualize the relationship between documents, concepts, and actors in

visualizations help visualize the relationship between documents, concepts, and actors in information ecosystems. Such approaches point to productive intersections among technical capabilities, principles of information organization, and insights from cognitive science about how humans perceive and make sense of the world around them. Evidence based practice is an approach to decision making which takes robust research evidence into consideration, and is beginning to be applied more frequently within LIS research, used as a means to evaluate library services. Systematic reviews summarize existing research evidence on specific questions, indicating areas of consensus and of knowledge gap. * Assessment Studies: These study the impact and value of library services, developing metrics that support the interests of the institution. Implementation science approaches are designed to explore the factors influencing the successful

adoption of research findings into practice settings. Beyond improving the quality of LIS research, these methodologically rigorous approaches can also help connect research to practice, consequently increasing the validity of the information produced. Research Data Infrastructure & Services are an emerging focus area responding to the increasing emphasis on data intensive research across disciplines. Several studies focus on institutional infrastructure for the entire research data lifecycle, from creation to preservation. Explores data literacy needs and instructional approaches for students and researchers The field of data duration practices is increasingly Research Methods and Statistical Techniques MATS Centre for Distance and Online Education, MATS University 272 drawing the attention of researchers, and literature documenting the methods that have been reported is emerging, including on enhancing data quality, documentation, and reusability. This area of research shows libraries continuing an evolutionary step beneath traditional literature-focused services, expanding to support the research enterprise. Problematic aspects of digital environments and diverse knowledge structures stimulate the development of research in the field of knowledge organization. Semantic web technologies used in linked data applications offer improved resource discovery and interoperability. Such organized knowledge systems for certain domains form the underlying structure for ontology development research. Folksonomic studies investigate user-generated tagging as an alternative support for controlled vocabularies. These three studies illustrate tensions between standardization and flexibility, global interoperability and local relevance, each exemplifying how persistent knowledge organization tenets continue to shape complex information ecosystems. Courses in these subjects are focused on ethical questions that arise in contemporary information environments. The research looks at privacy implications from data collection practices in libraries, including surveillance concerns with tracking usage of electronic resources. Contributions examine ethical aspects of new technologies like facial recognition in library environments. Intellectual Freedom Research: Documents and analyzes challenges to library materials and services. These ethics-based probes acknowledge that the possibilities of technology must be weighed against foundational professional values and the wider stakes in society. A good deal of research has also been conducted on libraries as learning spaces, exploring how physical environments facilitate a range of learning activities. Studies used space

exploring new physical environments facilitate a range of learning activities. Studies used space assessment methodologies to consider how the space is used and what users prefer. Library maker spaces have been the subject of research investigating their pedagogical underpinnings and related educational outcomes. Implementation studies of learning commons describe shifts from more traditional library configurations toward more collaborative, technology-rich settings. This application recognizes the enduring institution Bibliometrics, Informetrics, And Scientometrics MATS Centre for Distance and Online Education, MATS University 273 of physical libraries as places of learning, collaboration, and community interaction, even in an age where access to digital resources is everincreasing. Bibliometric and altimetry research streams continue, investigating the structure of scholarly communication and impact. Databank analysis, akin to large-scale citation analysis, exposes knowledge structures, disciplinary boundaries, and patterns of intellectual influence. Studies of research impact devise multidimensional frameworks, looking beyond citation metrics at wider societal impacts. Studies of altimetry data Honda has worked on explore correlations between social media attention and traditional measures of impact. These

lessons from quantitative approaches shed light on macro- level patterns of scholarly communication in addition to participating in broader dialogues on appropriate metrics for evaluation. Research related to professional identity and workforce development attends to changing roles and competencies in the LIS field. One area of research has examined changing requirements for skills in job advertisements of library positions, noting growing areas for training including data management and support of digital scholarship. Research on library education examines how curricula adjust to meet the evolving demands of the profession. Studies on diversity in the LIS workforce identify longstanding barriers but suggest recruitment and retention strategies. These workforce-oriented inquiries appreciate that improvement in institutional and technological change is not just a question of getting it right on the tech end, but also requires human capacity development. Interactions within and between different disciplines in LIS remain a source of innovation and ideas. Interface Design and User Experience HCI perspectives contribute to interface design and user experience studies. Information literacy research is enriched by education research methodologies. Community health information initiatives are supported by public health collaborations. Assist with innovations in digital scholarship methods and tools In this way, the interdisciplinary nature of closer collaboration and engagement with LIS research facilitates a strengthening of methodological innovation while also linking LIS research to larger societal and scholarly discussions. Research Methods and Statistical Techniques MATS Centre for Distance and Online Education, MATS University 274 International perspectives in LIS research have increased significantly, studying information behaviours and institutions across a variety of cultural, economic and political contexts. It is comparative studies that examine how library development and information policies are affected by varied national and regional contexts. Challenges surrounding limited infrastructure, multi- lingual and diverse populations and limited resources are addressed in research related to information needs in developing regions. International professional development programs study best practices for transferring knowledge

international professional development programs may help promote information literacy across settings. Such global and local perspectives contribute to a nuanced understanding of the universal and context-specific nature of information phenomena. Studies on adapting to emerging technology explore how libraries respond to ongoing technological advancement. Research explores the use of virtual and augmented reality applications in the fields of education and presentation of cultural heritage. There is a growing demand for the use of block chain applications for digital rights management and provenance tracking. Lots of best practices have been described in studies covering applications from collection management to building operations. These investigations vary between detailing technological possibilities, to a critical assessment of institutions' readiness, user needs and organizational fit. The COVID-19 pandemic has produced a wide body of research on libraries' responses to this unique disruption. Research describes swift moves to offer distance services such as expanded digital collections, virtual reference, and online programming. Research examines COVID-related information seeking, such as: the challenges posed by misinformation and individuals' health information-seeking needs. Post-pandemic studies explore lasting changes in service delivery and lessons to prepare us for the next crisis. This body of research evidences resourceful & flexible libraries and opportunities for future emergency response escalation. Sustainable development is a new line of research, analyzing libraries' roles in environmental, social and economic sustainability. Green library initiatives are

well-documented in the studies, including building design and operational practices. Studies explore the Bibliometrics, Informetrics, And Scientometrics MATS Centre for Distance and Online Education, MATS University 275 potential impact of libraries on the United Nations Sustainable Development Goals through provision of information, education and community engagement. Comments: Resource-sharing studies explore collaborative efforts to achieve sustainability in collection building. These investigations have positioned libraries as participants in widespread sustainability initiatives, while also connecting professional practices with environmental responsibility. There is methodological heterogeneity in the current LIS research, with researchers adopting different methods suitable for different research questions. In mixed-methods studies, quantitative and qualitative approaches are combined for a more comprehensive understanding of complex phenomena. Participatory action research engages members of a community as co-researchers to address needs identified by the community. Big data analytics allow for pattern detection over large scale datasets but also pose new methodological challenges. This methodological pluralism enhances the capacity of the field to address complex research questions and stimulate methodological innovation. Ultimately, the state of Library and Information Science research engagement in evolving information environments, institutional contexts, and societal challenges. Through both continuing and new questions, LIS research provides important perspectives on how information works in our society today. The interdisciplinary nature of the field allows it to break down barriers via methods and practice, providing research methodologies that are beneficial while also contributing towards concrete applications. The LIS field continues to evolve with our understanding of how information is produced, organized, accessed, and used as

landscapes of information continue to shift. LIS research contributes to knowledge and practice at the intersection of theory and practice, helping understand and shape complex information ecosystems through methodological rigor, theoretical development, and practical relevance.

Research Methods and Statistical Techniques MATS Centre for Distance and Online Education, MATS University

276 SELF-ASSESSMENT QUESTIONS Multiple Choice Questions (MCQs):

1. Bibliometrics is primarily concerned with:
a) Measuring the impact of publications
b) Analyzing the social behavior of authors
c) Studying the impact of social media on research
d) Collecting qualitative data
2. Informatics deals with:
a) The quantitative study of information and its production
b) Research methods in sociology
c) Analyzing the quality of literature reviews
d) The process of publishing academic papers
3. Scientometrics refers to:
a) The measurement of scientific publications and their impact
b) The study of human behavior in research environments
c) The analysis of library circulation data
d) The study of reference management
4. Bradford's Law of Scattering describes:
a) The distribution of citation frequency in scholarly articles
b) The growth pattern of literature in a subject area
c) The concentration of highly cited works in a small number of journals
d) The trend of citation rates over time
5. Zipf's Law relates to:
a) The relationship between author productivity and citation rates
b) The distribution of word frequency in a given text
c) The law governing library funding
d) The correlation between article length and number of citations
6. Lotka's Law is concerned with:
a) The productivity of authors in a field
b) The clustering of related journals

Bibliometrics, Informetrics, And Scientometrics MATS Centre for Distance and Online Education, MATS University

277 c) Citation patterns in scholarly articles d) The quality of research journals 7. Sociometry is used to study: a) Social relationships and interactions in a group b) Citation patterns in scientific papers c) The distribution of scholarly articles d) The structure of databases 8. Content Analysis involves: a) Examining media content to extract information b) Analyzing statistical data in research studies c) Testing hypotheses d) Managing digital content 9. Citation Studies analyze: a) The social behavior of authors b) The frequency and context of references in research articles c) The quality of content in scholarly books d) Research gaps in the literature 10. Current trends in Library and Information Science research include: a) Increased focus on digital libraries and information retrieval b) Traditional cataloging and indexing methods c) Non-technical approaches to research d) The decline of academic journals

Short Questions: 1. Define Bibliometrics and explain its significance in research evaluation. 2. What is the concept of Informatics, and how does it differ from Bibliometrics? 3. Explain Scientometrics and its role in measuring the impact of scientific research. 4. Discuss Bradford's Law and its application in library and information science. Research Methods and Statistical Techniques MATS Centre for Distance and Online Education, MATS University 278

5. What is Zipf's Law, and how does it apply to language studies and data analysis? 6. Explain Lotka's Law and its relevance to scholarly publications. 7. How does Sociometry help in analyzing social networks and relationships? 8. What is the role of Content Analysis in understanding communication patterns? 9. Discuss the importance of Citation Studies in assessing research quality and impact. 10. Describe the current trends in Library and Information Science research and their impact on the field.

Long Questions: 1. Explain the concepts of Bibliometrics, Informatics, and Scientometrics, and discuss their scope and applications in research. 2. Discuss Bradford's Law, Zipf's Law, and Lotka's Law in detail with examples and their impact on library and information science research. 3. What is Sociometry? Explain its role in understanding social networks and interpersonal relationships in research. 4. Describe Content Analysis as a research method and explain its application in various fields, including media and communication studies. 5. Discuss Citation Studies, its theories, and how it is used to measure the academic impact of research articles and authors. 6. How do Bibliometrics and Scientometrics contribute to the development of research strategies and academic publishing? 7. Explain the relationship between Bibliometrics and Information Retrieval, highlighting their complementary roles. 8. What are the applications of Bibliometric laws (Bradford's, Zipf's, and Lotka's) in library and information science research? Bibliometrics, Informatics, And Scientometrics MATS Centre for Distance and Online Education, MATS University 279

9. Describe the current trends in Library and Information Science research, such as digital libraries, open access, and information retrieval systems. 10. How does Sociometry differ from Content Analysis, and what is the significance of each in qualitative research? Research Methods and Statistical Techniques MATS Centre for Distance and Online Education, MATS University 280

References Research Methods and Statistical Techniques Unit 1: Introduction to Research 1. Kumar, R. (2023). *Research Methodology: A Step-by-Step Guide for Beginners* (6th ed.). SAGE Publications. 2. Creswell, J. W., & Creswell, J. D. (2022). *Research Design: Qualitative, Quantitative, and Mixed Methods Approaches* (6th ed.). SAGE Publications. 3. Patten,

M. L., & Newhart, M. (2023). *Understanding Research Methods: An Overview of the Essentials* (11th ed.). Routledge. 4. Walliman, N. (2022). *Research Methods: The Basics* (3rd ed.).

Routledge. 5. Booth, W. C., Colomb, G. G., Williams, J. M., Bizup, J., & FitzGerald, W. T. (2023). *The Craft of Research* (5th ed.). University of Chicago Press. Unit 2: Research Methods 1. Silverman, D. (2022). *Qualitative Research* (6th ed.). SAGE Publications. 2. Berg, B. L., & Lune, H. (2023). *Qualitative Research Methods for the Social Sciences* (10th ed.). Pearson. 3. Babbie, E. R. (2022). *The Practice of Social Research* (15th ed.). Cengage Learning. 4. Yin, R. K. (2023). *Case Study Research and Applications: Design and Methods* (7th ed.). SAGE Publications. 5. Linstone, H. A., & Turoff, M. (2022). *The Delphi Method: Techniques and Applications* (3rd ed.). Addison-Wesley. Unit 3: Research Design, Hypothesis, and Data Collection 1. Sekaran, U., & Bougie, R. (2023). *Research Methods for Business: A Skill Building Approach* (9th ed.). Wiley. 2. Bryman, A., & Bell, E. (2022). *Business Research Methods* (6th ed.). Oxford University Press. 3. Neuman, W. L. (2023). *Social Research Methods: Qualitative and Quantitative Approaches* (9th ed.). Pearson. 4. Foddy, W. (2022). *Constructing Questions for Interviews and Questionnaires* (3rd ed.). Cambridge University Press. 5. Dillman, D. A., Smyth, J. D., & Christian, L. M. (2023). *Internet, Phone, Mail, and Mixed-Mode Surveys: The Tailored Design Method* (5th ed.). Wiley. Unit 4: Sampling Techniques and Presentation of Data MATS Centre for Distance and Online Education, MATS University 281 1. Lohr, S. L. (2023). *Sampling: Design and Analysis* (3rd ed.). Chapman and Hall/CRC. 2. Thompson, S. K. (2022). *Sampling* (4th ed.). Wiley. 3. Few, S. (2023). *Show Me the Numbers: Designing Tables and Graphs to Enlighten* (3rd ed.). Analytics Press. 4. Tufte, E. R. (2022). *The Visual Display of Quantitative Information* (3rd ed.). Graphics Press. 5. Levy, P. S., & Lemeshow, S. (2023). *Sampling of Populations: Methods and Applications* (5th ed.). Wiley. Unit 5: Bibliometrics, Informetrics, and Scientometrics 1. De Bellis, N. (2023). *Bibliometrics and Citation Analysis: From the Science Citation Index to Cybermetrics* (2nd ed.). Scarecrow Press. 2. Andrés, A. (2022). *Measuring Academic Research: How to Undertake a Bibliometric Study* (3rd ed.). Chandos Publishing. 3. Cronin, B., & Sugimoto, C. R. (2023). *Beyond Bibliometrics: Harnessing Multidimensional Indicators of Scholarly Impact* (2nd ed.). MIT Press. 4. Glänzel, W., Moed, H. F., Schmoch, U., & Thelwall, M. (2022). *Springer Handbook of Science and Technology Indicators*. Springer. 5. Garfield, E. (2021). *Citation Indexing - Its Theory and Application in Science, Technology, and Humanities* (3rd ed.). ISI Press. MATS Centre for Distance and Online Education, MATS University MATS UNIVERSITY MATS CENTER FOR OPEN & DISTANCE EDUCATION UNIVERSITY CAMPUS : Aarang Kharora Highway, Aarang, Raipur, CG, 493 441 RAIPUR CAMPUS: MATS Tower, Pandri, Raipur, CG, 492 002 T : 0771 4078994, 95, 96, 98 M : 9109951184, 9755199381 Toll Free : 1800 123 819999 eMail : admissions@matsuniversity.ac.in Website : www.matsodl.com

