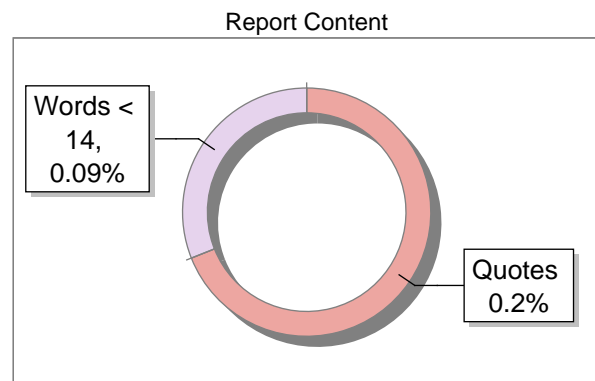
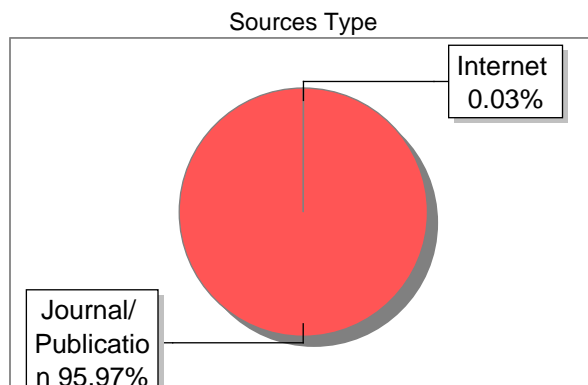


Submission Information

Author Name	Mr. Lukesh Kumar Mirche
Title	Preservation, conservation of museum and archeological
Paper/Submission ID	4139096
Submitted by	plagcheck@matsuniversity.ac.in
Submission Date	2025-07-28 12:26:33
Total Pages, Total Words	289, 83226
Document type	e-Book

Result Information

Similarity **96 %**

Exclude Information

Quotes	Excluded	Language	English
References/Bibliography	Excluded	Student Papers	Yes
Source: Excluded < 14 Words	Excluded	Journals & publishers	Yes
Excluded Source	0 %	Internet or Web	Yes
Excluded Phrases	Excluded	Institution Repository	Yes

Database Selection

A Unique QR Code use to View/Download/Share Pdf File





DrillBit Similarity Report

96

SIMILARITY %

40

MATCHED SOURCES

D

GRADE

A-Satisfactory (0-10%)

B-Upgrade (11-40%)

C-Poor (41-60%)

D-Unacceptable (61-100%)

LOCATION	MATCHED DOMAIN	%	SOURCE TYPE
1	lms.matsuniversityonline.com	4	Publication
2	lms.matsuniversityonline.com	4	Publication
3	lms.matsuniversityonline.com	4	Publication
4	lms.matsuniversityonline.com	4	Publication
5	lms.matsuniversityonline.com	4	Publication
6	lms.matsuniversityonline.com	4	Publication
7	lms.matsuniversityonline.com	4	Publication
8	lms.matsuniversityonline.com	4	Publication
9	lms.matsuniversityonline.com	4	Publication
10	lms.matsuniversityonline.com	3	Publication
11	lms.matsuniversityonline.com	3	Publication
12	lms.matsuniversityonline.com	3	Publication
13	lms.matsuniversityonline.com	3	Publication
14	lms.matsuniversityonline.com	3	Publication

15	lms.matsuniversityonline.com	3	Publication
16	lms.matsuniversityonline.com	3	Publication
17	lms.matsuniversityonline.com	3	Publication
18	lms.matsuniversityonline.com	3	Publication
19	lms.matsuniversityonline.com	3	Publication
20	lms.matsuniversityonline.com	3	Publication
21	lms.matsuniversityonline.com	3	Publication
22	lms.matsuniversityonline.com	3	Publication
23	lms.matsuniversityonline.com	3	Publication
24	lms.matsuniversityonline.com	2	Publication
25	lms.matsuniversityonline.com	2	Publication
26	lms.matsuniversityonline.com	2	Publication
27	lms.matsuniversityonline.com	2	Publication
28	lms.matsuniversityonline.com	2	Publication
29	lms.matsuniversityonline.com	2	Publication
30	lms.matsuniversityonline.com	2	Publication
31	lms.matsuniversityonline.com	1	Publication
32	lms.matsuniversityonline.com	1	Publication
33	lms.matsuniversityonline.com	1	Publication

34	lms.matsuniversityonline.com	<1	Publication
35	lms.matsuniversityonline.com	<1	Publication
36	lms.matsuniversityonline.com	<1	Publication
37	lms.matsuniversityonline.com	<1	Publication
38	lms.matsuniversityonline.com	<1	Publication
39	lms.matsuniversityonline.com	<1	Publication
40	llibrary.co	<1	Internet Data

EXCLUDED PHRASES

- 1 library
- 2 user
- 3 technical
- 4 communications

MATS CENTRE FOR OPEN & DISTANCE EDUCATION SELF LEARNING MATERIAL

23

Preservation, conservation of Museum and Archeological Master of Library & Information Sciences (M.Lib.I.Sc.) Semester - 2 1 ODL/MSLS/MLIB403 3 Preservation, conservation of Museum and Archeological MODULE NAME Page Number MODULE Introduction 1-2 MODULE I History, Development, and Types of Archival Centres 3-44 Unit 1 History, development and types of archival centers 3-20 Unit 2 Kind and identification of archival material 21-44 MODULE II Source Material On Archival Manuscript 45-151 Unit 3 Source material on archival, manuscript 45-65 Unit 4 Acquisition, classification, cataloguing and indexing 66-83 Unit 5 Microfilm and machine readable of archival records 84-106 Unit 6 Database and digitization of archives 107-126 Unit 7 Roll of UNESCO 127-151 MODULE III Cause of Deterioration 152-216 Unit 8 Cause of Deterioration 152-159 Unit 9 Physical, chemical and atmospheric pollution 160-164 Unit 10 The Macroscopic Marauders 165-216 MODULE IV Building Design and Standard 217-246 Unit 11 Building design and standard 217-223 Unit 12 Planning, furniture and fillings 224-229 Unit 13 Binding material and binding process, Types. 230-236 Unit 14 Use of copy right to information in relation to archives 237-246 MODULE V Repair and Restoration Technique 247-283 2 Unit 15 Repair and restoration technique 247-253 Unit 16 The Art and Science of Lamination 254-259 Unit 17 The Sanctuary of Preservation 260-265 Unit 18 The Art and Science of Stain Removal 266-271 Unit 19 - Preserving the Fragile Legacy 272-283 References 284-285 MODULE INTRODUCTION Course has five Modules. Under this theme we have covered the following topics: Module 1 History, development and types of archival centers Module 2 Source material on archival, manuscript Module 3 Cause of Deterioration Module 4 Building design and standard Module 5 Repair and restoration technique These themes of the Book discusses about Documentation, Abstracts, Indexing, Information Seeking Behavior. The structure of the MODULEs includes those topics which will enhance knowledge about Library Documentation of the Learner. This book is designed to help you think about the topic of the particular MODULE. We suggest you do all the activities in the MODULEs, even those which you find relatively easy. This will reinforce your earlier learning. MATS Centre for Distance and Online Education, MATS University COURSE DEVELOPMENT EXPERT COMMITTEE 1. Prof. (Dr.) Kalpana Chandrakar, HOD, School of Library Science, MATS University, Raipur, Chhattisgarh 2. Prof. (Dr.) Sangeeta Singh, HOD, School of Library Science, C V Raman University, Bilaspur, Chhattisgarh 3. Dr. Sunil Kumar Satpathy, Deputy Librarian, NIT, Raipur, Chhattisgarh COURSE COORDINATOR 1. Prof. (Dr.) Kalpana Chandrakar, HOD, School of Library Science, MATS University, Raipur, Chhattisgarh 2. Dr. Ram Prasad Kurre, Assistant Professor, School of Library Science, MATS University, Raipur, Chhattisgarh COURSE /BLOCK PREPARATION @MATS Centre for Distance and Online Education, MATS University, Village- Gullu, Aarang, Raipur- (Chhattisgarh) All rights reserved. No part of this work may be reproduced or transmitted or utilized or stored in any form, by mimeograph or any other means, without permission in writing from MATS University, Village- Gullu, Aarang, Raipur-(Chhattisgarh) Printed & Published on behalf of MATS University, Village- Gullu, Aarang, Raipur by Mr. Meghanadhu Katabathuni, Facilities & Operations, MATS University, Raipur (C.G.) Disclaimer-Publisher of this printing material is not responsible for any

error or dispute from contents of this course material, this is completely depends on AUTHOR'S MANUSCRIPT. Printed at: The Digital Press, Krishna Complex, Raipur-492001(Chhattisgarh)

Lukesh Kumar Mirche, Assistant Professor, MATS University, Raipur, Chhattisgarh ISBN: 978-93-49954-72-4 March, 2025 MATS Centre for Distance and Online Education, MATS University

Acknowledgements: The material (pictures and passages) we have used is purely for educational purposes. Every effort has been made to trace the copyright holders of material reproduced in this book. Should any infringement have occurred, the publishers and editors apologize and will be pleased to make the necessary corrections in future editions of this book. MATS Centre for Distance and Online Education, MATS University 3 MODULE 1 HISTORY, DEVELOPMENT, AND TYPES OF ARCHIVAL CENTERS Structure UNIT 1 History, Development, and Types of Archival Centers UNIT 2 Kinds and Identification of Archival Materials OBJECTIVES To understand the history and development of archival centers. To explore the different types of archival centers and their specific functions. To examine the identification and classification of archival materials. UNIT 1 HISTORY, DEVELOPMENT, AND TYPES OF ARCHIVAL CENTERS The Ancient Origins and Evolution of Archives through Medieval Times But the idea of archives is an ancient idea, as early civilizations recognized, the preservation of records is critical to governance, commerce and cultural memory. Clay tablets written with cuneiform, which were arranged and stored in temples and palaces, created what some authorities believe to be the first real archives in the world in ancient Mesopotamia in the 4th millennium BCE. These collections performed essential administrative tasks, providing records of everything from royal decrees and religious rituals to commercial transactions and property ownership. There is evidence that the Ancient Egyptians engaged in similar archival practices, storing papyrus scrolls in specialized containers and organizing them within temple complexes and government buildings; the "House of Life" (Per Ankh), for example, was simultaneously a scriptorium for creating documents and a repository to store them, and scribes were trained specifically to manage the documents. The earliest examples of archival practices in China can be traced back to the Shang Dynasty (c. 1600-1046 BCE) when oracle bones would be used to record divination confirmation and royal activities, and the Zhou Dynasty (1046-256 BCE) with a more structured process of record-keeping where court officials would be responsible for preserving state documents. By the MATS Centre for Distance and Online Education, MATS University 4 5th century BCE, the ancient Greeks had set up archives among their city-states, the Metroon in Athens for example, which held laws, decrees, and other public records, and which was open to citizens and set the stage for maps of civic engagement, a foundation for the democratic principles. Perhaps the most systematic approach to archives in the ancient world was taken by the Romans, who established the Tabularium in 78 BCE, a centralized repository for official documents located in the Roman Forum; the Romans also developed sophisticated schemes for the organization of archives, including chronological arrangements and classifications by subject matter, while imposing stringent access controls and utilizing specialized staff (tabularii) trained in document management (Nussbaum, 2019). Across these early

civilizations archives had a largely practical function of governing; supporting rulers in their effort to monopolize force, collect taxes, and enforce laws though religious institutions also maintained their own archival collections of sacred texts and theological writings. The specific materials and methods differed according to the technology and climate conditions available clay tablets in Mesopotamia, papyrus in Egypt, bamboo and silk in China, wax tablets and parchment in Greece and Rome but the overarching purpose remained the same: to preserve information that was


considered valuable for administrative, legal, historical or religious purposes. The fall of the Western Roman Empire in 476 CE were a significant transition in the development of archives, centralized governance structures broke down and along with them most of the formalized archival institutions, archival functions during the Early Middle Ages (5th-10th centuries) shifted largely to religious institutions (particularly monasteries and cathedral chapters), that preserved not only ecclesiastic records, but classical texts and documents from former Roman administration. In Western Europe, the Catholic Church became the primary institution for record-keeping; the Vatican Archives (modern: Archivio Apostolico Vaticano) commenced a systematic collection of records in the 4th century, though it was not formally established until the 17th century; and monastic scriptoria that served both to copy manuscripts and preserve documents also came to be used (although they were better known for surviving Preservation, conservation of Museum and Archeological MATS Centre for Distance and Online Education, MATS University 5 manuscripts) especially to preserve papal documents in Benedictine monasteries. Meanwhile, in the Byzantine Empire, continuity with Roman traditions enabled more uniform practices of archival preservation, with imperial archives in Constantinople preserving administrative, diplomatic, and legal materials. Early Islamic civilizations established advanced archival systems from the 7th century onward, with the administrative documents collected in specialized repositories known as diwans; the House of Wisdom (Bayt al-Hikma) in Baghdad emerged as a centre for preserving knowledge, including translated works from Greek, Persian, and Indian sources. The development of the imperial archives as an administrative institution continued in medieval China, especially under the Tang (618-907 CE) and Song (960-1279 CE) dynasties, both of which had effective methods for managing archives of official documents. The slow re-emergence of centralized states in Europe during the High Middle Ages (11th-13th centuries) sparked new interest in systematic record-keeping, with royal chancelleries establishing more formalized methods of producing and preserving documents; in England, the Pipe Rolls (financial records) emerged in the 12th century and the Domesday Book (1086) was an unparalleled survey of landholdings, both of which would end up housed at what would evolve into government archives. Technological innovations impacted on archival practices in this period, with the shift from papyrus to parchment in Europe making documents more durable, and include the eventual revolution to document production with the advent of paper (which reached Europe from China through the Islamic world by the 12th century). By the Late Middle Ages (14th–15th centuries) secular archives resurfaced as important institutions, as city-states in Italy established municipal archives as a means of documenting their commercial and civic activities; Venice's State Archives became of particular importance

commercial and civic activities, Venice's State Archives became of particular importance, containing diplomatic correspondence, commercial contracts, and records of the city's far-reaching maritime empire. Across those developments, however, a guiding purpose of archives depended on information needed for governance, commerce, law and cultural memory, with the means and materials adapted to the needs and resources of each specific society. Except for during significant upheaval due to History, Development, and Types of ArchivalCent ers MATS Centre for Distance and Online Education, MATS University 6 wars, natural disasters, and political turmoil, archives and archivist roles remained continuously recreated from ancient civilizations through the late Middle Ages to the beginning of the early modern period paving the path to the establishment of more scientific archival theories and practices that began to develop during the early modern

period. The Transformation of Archives in the Early Modern Era to the Twentieth Century Between 1500 and 1800, the early modern period, archival development experienced a sea change with the rise of greater state centralization, growing professionalization, and the nascent institution of archives whose wielders played an increasingly historical and cultural role in the society beyond their role as administrators. The emergence of centralized nation-states in Europe prompted the creation of national archives, with France's Archives Nationales, established during the French Revolution in 1790, being a landmark that declared archives the "property of the people" its access principle would take decades to implement. Before this revolutionary concept came along, much was being done; King Philip II in Spain established the Archive General de Simancas as an imperial record repository in 1540; the 1838 Public Record Office Act eventually led to the establishment of national archives in England, which brought together previously fragmented governmental records. Absolutist collection states created bureaucratic monarchies that generated large quantities of documents requiring preservation in an organized manner, filed and indexed to facilitate access systems of record-keeping employed by rulers such as Louis XIV of France as well as Peter the Great of Russia. The colonial expansion of European powers ensured the transmission of their archival practices to new territories Spain established the Archive General de Indies in 1785 in Seville, which housed documents related to its colonies in the Americas, and other imperial powers followed suit in developing specialized colonial archives. At the same time, this was a period when the intellectual currents of the Renaissance, Reformation, and Enlightenment had a deep impact on the development of archives; Renaissance Preservation, conservation of Museum and Archeological MATS Centre for Distance and Online Education, MATS University 7 humanism led to a growing interest in historical documents as a source for investigation of classical antiquity and verification of claims about the past; religious conflicts of the Reformation made documents a pivotal source used to justify competing theological positions of both Catholic and Protestant institutions, as both sides collected evidence to reinforce their interpretations. Scholars of the Enlightenment believed that archives contained the raw materials for rational historical scholarship, erasing (or at least collapsing) the gap between administrative tools and cultural institutions with broader scholarly value. Several developments in the 19th century transformed archival practice and theory: the professionalization of history as a discipline

century transformed archival practice and theory. the professionalization of history as a discipline created increased demand for access to primary sources; nationalist movements sought historical evidence to construct national identities and justify political claims; and states expanded their bureaucratic reach and challenged archivists and records managers with unprecedented volumes of records to be organized. The modern principle of provenance (respect des fonds), which was developed and systematised in France from the 1840s by the historian Natalis de Wailly, mandated that records be maintained and arranged according to their creator and in their original order rather than any classification scheme this principle a foundational pillar of archival theory today. The historian-archivist idea emerged in Prussia (e.g., Heinrich von Sybel one of the first historians to demonstrate an encyclopaedic mastery of the archive worked at the Prussian State Archives as a researcher/record keeper); the École des Chartes in Paris was founded in 1821 to educate palaeographers and archivists. This period also saw the development of legal frameworks for archives, with laws stipulating retention schedules, transfer procedures, and access provisions; at the same time, technological innovations such as steel filing cabinets, better paper production,

typewriters, and ultimately microfilm transformed the physical nature of archival storage and retrieval. By the end of the 19th century, archival institutions had formed distinct professional identities, leading to the creation of the first professional associations (beginning with the Society of American Archivists in 1936) and the articulation of fundamental archival principles through manuals such as the Dutch "Manual for History, Development, and Types of Archival Centers". MATS Centre for Distance and Online Education, MATS University



8 the Arrangement and Description of Archives" by Muller, Feith and Fruin (1898), which codified modern archival theory. The challenges and innovations of archival practice in the early 20th century included the mass documentation of events because of two world wars, which also led to the bombardment and systematic destruction of many archives, and greater international cooperation among archivists during the interwar period, extended and cemented with the creation of the International Council on Archives in 1948, under the auspices of UNESCO. The growth of government functions, particularly during the Progressive Era and New Deal in the United States and similar movements elsewhere in the world, during which government expanded to offer social services and regulate many aspects of citizens' lives, created exponentially larger volumes of records that would have to be managed. This period also saw the growth of corporate archives as businesses realized the importance of preserving their historical records for administrative, legal, and eventually public relations purposes; innovative companies such as Siemens (in 1907) and AT&T (1921) pioneered the establishment of formalized archival programs. Academic institutions also grew their archival functions, with university archives formalizing their role as stewards of institutional records as well as amassing papers of faculty members, alumni, and materials related to institutional history; at the same time, specialized collecting archives emerged focused on specific subjects, regions, or communities, broadening the archival footprint beyond governmental records. Another refinement to archival theory and practice in the mid-20th century was Theodor Schellenberg's distinction between primary value (administrative, legal, fiscal) and secondary value (evidential and informational) of records, offering to practitioners an influential framework for appraisal decisions. The difficulties of modern government record management gave rise to innovations such as records management programs, records centres for semi-active records, and more systematic approaches to appraisal, selection and disposition; standardisation of archival description was only beginning, paving the way towards later standardisation and ultimately digital systems. Archives had transitioned by mid-20th century from administrative depositories, such as Preservation, conservation of Museum and Archeological MATS Centre for Distance and Online Education, MATS University 9 government agencies to organizations serving multiple constituencies and purposes: government accountability, cultural preservation, historical research, institutional memory, legal rights, and building collective memory. The profession had mapped out the essential principles, defined educational pathways, established institutional structures, and built networks both domestically and internationally, while still adapting to new political contexts, user expectations, and technological possibilities the digital revolution on the horizon promising to change archival practice even more profoundly than earlier developments of past centuries. The Digital Revolution and Its Impact on Modern Archival Practice At no time in history has the practice of archival work changed so drastically as in the last half of the twentieth and the early twenty-first centuries as digital technologies have reshaped the way records are created, managed, preserved, and accessed while also challenging long-held archival values and methods that had developed over centuries of working with paper. The advent of computers in government agencies, businesses, and other entities that created records from the 1960s onward, and dramatically accelerating through subsequent decades, was the beginning of a slow but relentless

transition of record creation from paper to digital formats; the early mainframe computers produced digital data stored on magnetic tapes and punch cards, creating new formats of records

that the archivists lacked the skill to manage with traditional methods of preservation. By the 1980s, personal computers were creating digital documents, spreadsheets and databases; by the 1990s, email, websites and networked information systems were exploding, transforming the nature of modern records from physical objects to virtual ones. These changes from physical to digital records posed several deep challenges; digital records were rendered extremely sensitive to technological obsolescence in a world in which hardware, software, and file formats rapidly evolved; the physical separation of content from medium severed the archival connection between information and its carrier, and the ease of the reproduction, manipulation, and distribution of digital records called into question long-standing conceptions of originality, authenticity, and fixity, which used to ground archival practice. Initial responses to these challenges were manifested in projects like the Machine Readable Records Branch at the U.S. National Archives (the program was created in 1969) to preserve computer tapes and databases or how archival literature was turning more towards addressing the theoretical foundations of electronic records, which ultimately led to influential work like David Bearman's (1994) "Electronic Evidence" and the University of British Columbia's InterPARES (International Research on Permanent Authentic Records in Electronic Systems) project starting in 1999 to develop principles for ensuring the authenticity of electronic records over time. In the past, digital preservation strategies were developed through techniques such as; migration (moving data from outdated file formats or systems to newer ones); emulation (recreating original technological environments that can render file formats of the past); normalization (the process of converting different and varied formats into accepted but lesser formats for eventual preservation); and at the more recent end of the continuum, virtualization and cloud-based solutions. Metadata grew ever more important to digital preservation (archivists developed detailed systems to record the technical properties, provenance, authenticity, and context of digital objects), to the point where the Preservation Metadata Implementation Strategies (PREMIS) data dictionary, first made available in 2005, became an important standard for preservation metadata; encoding standards such as Encoded Archival Description (EAD), produced in the 1990s, enabled standard electronic finding aids. The World Wide Web in the 1990s also radically changed access to archival materials, as institutions developed online catalogs, digital collections, and virtual exhibitions that greatly expanded the outreach of their materials beyond the traditional research community; notable early initiatives like the Library of Congress's American Memory (1994) and the National Archives and Records Administration's Archives Research Catalog showed tremendous potential for online access, and grew into larger efforts that created federated networks of digital cultural heritage, like the European portal and the Digital Public Library of America in the years that followed. The transformation extended beyond the Preservation, conservation of Museum and Archeological

MATS Centre for Distance and Online Education, MATS University¹¹ digitization of analog materials to the archival problem of born-digital records some of which are created exclusively in digital form and have no analog-origin counterpart that would entail archivists intervening earlier in the records lifecycle and documenting workflows for capturing, stabilizing and administering fragile digital content; dedicated software tools emerged for digital forensics (the restoration of data from outdated media), email archiving, web archiving, and social media capture, with projects such as

the Internet Archive's Way back Machine (launched in 1996) being among the first to attempt to preserve the ephemeral web. The digital revolution necessitated a rethinking of foundational archival tenets: what does provenance mean when records are produced in distributed systems and by more than one contributor? How to maintain original order when digital files can be sorted and arranged in endless ways in the blink of an eye? How should authenticity be determined when flawless copies are subindistinguishable from originals and digital records can be amended with no trace? These theoretical challenges catalyzed new conceptual frameworks including the Records Continuum Model proposed by Australian archivists that reconceptualized records as not static documents progressing through distinct lifecycle "stages," but dynamic entities in multiple states of use (creation, capture, organization, pluralisation) simultaneously. The digital environment also democratized the archival practice, making it possible for community archives, for participatory archives, for citizen archivists to build collections outside the limits of traditional institutional frameworks; Documenting the Now emerged in the wake of the Ferguson protests to preserve social-media records of activism, while indigenous communities built digital archives to reclaim cultural knowledge previously appropriated by colonial institutions. The economics of digital preservation proved more complex, with big upfront investments needed for infrastructure, ongoing costs for migration and maintenance, and long-term funding sources still largely a question mark; and legal frameworks limped along poorly applied to the digital age, copyright laws, privacy regulations and intellectual property rights created for an analog world and not designed for digital materials and so many new international standards and best practices History, Development, and Types of Archival Center s MATS Centre for Distance and Online Education, MATS University¹² emerging a little at a time. The COVID-19 pandemic, which started in 2020, acted as a catalyst for digital transformation even in archives, as physical closure had forced institutions to expand digital access and remote services, reminding everyone of the value of digitization, and the unrelenting threat of the digital divide that impacts users in underserved communities and groups seeking access to cultural heritage; Emerging technologies continually transform archival practice: artificial intelligence and machine learning create opportunities for processing and describing large digital collections, automated transcription of text and audio, content analysis, and predictive appraisal; block chain technology buoys potential solutions for establishing digital authenticity and provenance; and linked data approaches expand the reach of archival collections across the borders of institutions as semantically rich information networks. While these profound transformations have led to significant metamorphoses in the archival landscape, longstanding archival values concerning the preservation of reliable evidence, the

landscape, longstanding archival values concerning the preservation of reliable evidence, the protection of context, ensuring long-term accessibility and that a diverse range of users are being served, continue to endure even as methodologies are adjusted to fit digital frameworks; for many contemporary archives the task at hand is to mediate competing “tensions”; reconciling innovation and continuity, technical sophistication and humanistic insight, institutional sustainability and responsiveness to social need across an environment of never-ending technological change.

Contemporary Archival Institutions: Types, Functions, and Global Perspectives

The modern archival landscape is a complex ecosystem of diverse institutions (and their systems) of different scales, governance structures, funding models, collection focuses, and user communities, each of which plays unique but interrelated roles in the stewardship of documentary heritage and collective

memory. The most traditional variant is government archives, existing at different levels of jurisdiction with different mandates, such as the U.S. National Archives and Records Administration (modern incarnation 1934), UK National Preservation, conservation of Museum and Archeological MATS Centre for Distance and Online Education, MATS University 13 Archives (merging Public Record Office and Historical Manuscripts Commission 2003), National Archives of Australia flagship. Provincial/state archives, municipal archives and local government archives maintain records of regional governance and the governance of a community (urban development, local services), and specialized government archives may specialize to particular branches (legislative archives, judicial archives) or functions (diplomatic archives, military archives), with varying levels of autonomy and authority. Outside of government, institutional archives support organizations of every stripe: corporate archives store business records, encompassing not only legal and financial transactions but also product development, marketing, corporate culture, and strategic decision making, from expansive efforts at companies like Coca-Cola, IBM, and BMW to more modest initiatives oriented mainly around historical material of brand value. Religious archives: cover a range from records of bodies of loftier jurisdiction, like the Vatican Apostolic Archive (formerly Vatican Secret Archive), seen as one of the world’s oldest continuous archival institutions, to denominational archives: diocesan and congregation archives, preserving records at various organizational levels across faith traditions. The academic institutions keep archives that serve dual purposes: the archive documents its own institutional history and they usually develop special collecting areas in disciplines they commonly teach; large research universities will typically maintain both institutional archives and special collections, which often include faculty personal papers, student organization records, and materials about campus life and development. Museums and other cultural heritage institutions often have archival collections documenting their institutional histories and supporting their subject specialties (non-traditional archives); many public libraries, especially in North America, have local history collections (which also have substantial archival components). The last few decades of the twentieth century saw the establishment and development of a range of community-based archives created to capture the voices and experiences of groups often underrepresented or actively misrepresented in mainstream archival institutions, including within this range community-based archives for specific

mainstream archival institutions, including within the range community-based archives for specific History, Development, and Types of ArchivalCenter s MATS Centre for Distance and Online Education, MATS University 14 ethno racial, cultural or religious groups; LGBTQ+ archives, such as the Lesbian Her story Archives (established 1974) and a plethora of regional gay and lesbian archives; labour archives recording the history of workers and workers' organizations; and pages upon pages of grassroots collections, comprising documentation of social justice movements, political activism, and community organizations. These often resource-limited but community-embedded entities have developed inventive participatory approaches to collection development, description, and access. Specialized collecting archives have more deep focus on specific subjects, time period, or formats: historic societies keep local history through mixed collections of documents, photographs, artifacts; literary archives acquire of author's manuscripts, correspondence and working papers; architectural archives guide drawings, models and project records; film and media archives are focused on audio-visual materials that demand specific preserve crafts; sound archives cover recordings from oral histories to commercial music to


broadcasting archives. Born-digital archives that are specifically dedicated to collecting and preserving electronic records, websites, email, social media, and other digital content, often creating specialized technical infrastructure and expertise have emerged during the digital age. In addition to this institutional taxonomy, archives are classified based on their collecting policies: collecting archives actively seek materials and acquire them from various sources (based on defined collection focus); institutional archives primarily obtain records on the basis of internal transfers from their parent institutions; and total archives (a concept adopted on a wide scale in Canadian practice) are an approach designed to document entire societies by attempting to comprehensively collect materials of public and private provenance in emphasis. Make a couple of points about the various new financial models; A government archiving model differs in important aspects from a university model, for example, even though both are often publicly funded (and supplemented with income-producing activities); independent archives often have complex funding mixes of grants, donations, membership fees, and volunteer (unpaid) labor; corporate archives are funded as business units, justified through business value; indeed, anyone working in a government, Preservation, conservation of Museum and Archeological MATS Centre for Distance and Online Education, MATS University 15 corporate, or university setting knows their archive has to function like a business. These economic realities affect collection priorities, staffing levels, preservation capabilities, and access services, contributing to huge discrepancies across the archival landscape. The professionalization of archive staff has moved to increased specialization with distinct duties for digital archivists, audiovisualists and outreach and reference archivists alongside traditional processing archivists, while the demographics of the profession on have been critiqued for a dearth of diversity; many of these in established countries have initiatives underway to ensure that their archival staff better reflects the communities across ages and cultures that they serve. Accessing policies and practices are institutionally specific; broadly speaking, democratic societies presume that government records are publicly available within security

...business centres, private and government records are primarily available through security, privacy, and confidentiality parameters but private institutional archives might gate keep access to internal users or sanctioned researchers; copyright proscriptions, donor-imposed limitations, and cultural protocols around sensitive materials further complicate access. Archives occupy physical spaces that range from purpose-built buildings with all the modern environmental controls and security systems the profession can afford to historic buildings that have been adapted to these new uses, shared spaces within institutions, and increasingly, shared virtual environments with minimal physical footprints, but extensive and complex digital infrastructures. Post-colonial approaches in archives have increasingly acknowledged disparities in global power structures in the archival record, as evidenced in demands for the return and ethical debates about the rightful location of material that was forcibly extracted from colonised places by colonial powers; international attempts, such as UNESCO's Memory of the World Program (1992-) seek to safeguard documentary heritage with significance to more than one nation through registration and enhanced awareness of resources; digital repatriation initiatives facilitate virtually reuniting physically fragmented material. Non-uniform regional and national archival ideologies continue to impact practice: for example, the distinction which emerged in France between Archives (government materials) and Manuscripts (private papers) continues to History, Development, and Types of Archival Center s MATS Centre for Distance and Online Education, MATS University 16

affect institutional structures in many nations; the total archives concept has been particularly influential in Canada; post custodial perspectives that place more emphasis on the roles of archivists beyond the physical possession of papers have gained steam in Australia and in service to indigenous communities; and distinctive approaches to archival education, from historical training in Europe to connections to information science in North America, create varying professional pathways. This landscape is in some ways a tale of two (or more) systems: while many of us recognize that the archival world of custodianship, access, etc, to continue with our business as we always have, there has been (and will be) only so much that can be done in the archival world to accommodate users with this same kind of attitude and expectations when it comes to access and preservation due to the limits of funding, the recognition of 'worth' in archival practices, technological change, and evolving values about whose story is worth preserving in the first place. The Future of Archives: Emerging Trends, Challenges, and Opportunities The archival profession is at a crucial crossroads, experiencing a period of rapid technological, social and intellectual change that will reshape institutional structures, professional practices and intellectual paradigms in the next generations. As the volume of born-digital content expands exponentially in formats and platforms, from government databases and corporate emails to social media communications and personal digital archives, archivists face an unprecedented scale, complexity, and technical obsolescence risk, with the ongoing acceleration of digital transformation presenting both the most immediate challenge and the greatest opportunity. Automated capture systems, computational techniques for appraisal and processing and artificial intelligence applications for description and access will be necessary not optional management tools for the digital deluge:

machine learning algorithms will soon aid in detecting sensitive content, finding patterns in gargantuan datasets, generating metadata and transcribing hand-written or audio content at scales unmanageable for human processing alone. Fusion cloud-based preservation Preservation, conservation of Museum and Archeological MATS Centre for Distance and Online Education, MATS University 17 platforms and distributed digital preservation networks (e.g., Digital Preservation Network; LOCKSS (Lots of Copies Keep Stuff Safe)) suggest more collaborative, resilient approaches; block chain technologies hold promise for addressing issues of digital provenance and authenticity through immutable, distributed ledgers. The material and spatial dimensions of immersive technologies such as virtual and augmented reality provide an opportunity for potentially transformational modes of access, enabling users to “enter” historical spaces that have been reconstructed based on archival documents, or to experience the multisensuous engagement with archival materials. Nevertheless, these technological opportunities are paired with dense challenges, which include the environmental costs of digital preservation infrastructure and energy consumption and carbon footprints of server farms are becoming even more burdensome in this era of climate crisis and the ethical issues around algorithmic decision-making in archival procedures and potentially discriminatory biases coded within AI systems, and the ongoing digital divide, which continues to further marginalize communities with little technological agency. Climate change poses yet another existential dilemma, endangering archival collections amid more flooding, extreme weather events, rising sea levels, and environmental instability; proper adaptation strategies which might include moving whole institutions, better disaster preparedness, digitizing vulnerable materials first, and

sustainable approaches to preservation will be necessary. At the same time, as future sustainability becomes ever more challenging for archival programs confronted with shrinking budgets and a multitude of competing priorities for public and private funding, they will need to increasingly be able to speak to their own value in terms that resonate with different stakeholders; new funding models will need to be explored, and may include public-private partnerships, community-supported archives and entrepreneurial approaches to bringing in money through paying for niche services. Demographic and social changes will impact archival priorities and practices, with aging populations in many countries providing both challenges (as knowledge transfer from retiring professionals becomes critical) and opportunities (as interest in personal and family history History, Development, and Types of ArchivalCenter s MATS Centre for Distance and Online Education, MATS University



18 ⁸ expands with older populations). The rise in global migration and transnational identities problematizes nationally grounded archival systems; at the same time growing awareness of historical injustices fuels calls for more inclusive, representative, and reparative archival practices. The archival sector itself is not unaffected by a major demographic challenge: In many Western nations its workforce is still overwhelmingly white and female serving populations of increasing demographic diversity; as such, to establish archives that reflect all communities and bring service to all, concerted efforts must be made to ensure diversity at the recruitment level, the educational track, and the workplace cultural level. There are no end to the theoretical underpinnings of archival practice; post-custodial notions (focusing on what archivists can do with records irrespective of their physical possession) emerge, particularly relevant to community archives with relatively less resources and indigenous collections where ownership and control by the community is of utmost importance. Participatory archives models, where the formerly distinct roles of archivists and users transform through collective description, contextualization, and interpretation, will deepen through crowd sourcing efforts, community archivation projects, and co-creation methods. Inspired by postmodernist, feminist, post-colonial and critical race theories, critical archival studies increasingly question claims to archival neutrality, focus on how power relationships manifest in every aspect of archival practice, from appraisal decisions to descriptive practices, and advocate for more transparent, reflexive approaches to archival work that recognize the inherent subjectivity of archival judgment and the political stakes of memory work. Legal and ethical frameworks shaping archives are evolving rapidly, with privacy laws like the GDPR introducing new obligations for handling personal data; intellectual property systems unable to keep up with digital complexities; and a heightened awareness of indigenous knowledge protocols and cultural rights requiring more considered decision-making in the accessing and of culturally sensitive resources. The “right to be forgotten” plays directly contrary to traditional archival standards and values of completeness and endurance in documentation, leading to careful Preservation, conservation of Museum and Archeological MATS Centre for Distance and Online Education, MATS University 19 management in balancing the rights to privacy with the rights to historical accountability. In order to meet these challenges, archival education and professional development must evolve, moving beyond its traditional humanities grounding to include consideration of fields such as data science, digital curation, information ethics, community engagement, and entrepreneurship; professional continuing education becomes increasingly crucial as technological change exceeds the capacity of formal educational programs to respond, with micro- credentials, specialized certificates, and just-in-time learning supplementing conventional degree programs. As archival work continues to convolute with that of records management, digital curation, data governance, and cultural heritage management, professional boundaries will blur and produce new professional roles and organizational forms. As archives increasingly need to show their relevance within competitive information ecosystems, public engagement and advocacy become a priority; innovative use of digital storytelling, community programming, educational partnerships, and creative reuse of archival content can build broader constituencies and support. The basic tension between preservation and access amplified in digital

contexts where use creates both opportunities and risk will require continual negotiation, with strategies like dark archives for preservation masters; distributed preservation networks; and

tiered access models balancing competing priorities. Perhaps most fundamentally, archives confront existential questions regarding their societal role in an age of information abundance (rather than scarcity); whereas some traditional justifications implicitly represented archives as repositories of rare or unique materials, future archives may be more valuable, essentially, as selectors, authenticators, contextualizers, and meaningful organizers of content that could exist anywhere. The trust function of archives serving as reliable and authentic records in a time of misinformation and digital manipulation may play its most vital social role in that capacity, demanding both technical solutions for digital authentication, as well as an ever reinvigorated commitment to professional ethics and transparency. In these deep challenges and uncertainties, however, the archival impulse the human tendency to retain meaningful traces of human activity and experience History, Development, and Types of ArchivalCenter s MATS Centre for Distance and Online Education, MATS University 20 across time endures, however much its technological manifestations, institutional forms, and conceptual frames of reference evolve. The future of archives will probably maintain increasing plurality and hybridist; distributed instead of centralized collections; collaborative instead of institutional authority; dynamic instead of static description; active instead of passive user engagement; a continual reinterpretation of the meaning and significance of archival material instead of one done intermittently. As they adapt to this evolution, archives should retain core professional values of authenticity, context, accessibility, long-term preservation and they will be capable of continuing to fulfil their fundamental roles in promoting accountability, protecting rights, preserving cultures, facilitating research, and sustaining memory, both at the personal and collective levels, across generations, in an ever-changing information environment. Preservation, conservation of Museum and Archeological MATS Centre for Distance and Online Education, MATS University 21 UNIT 2 KINDS AND IDENTIFICATION OF ARCHIVAL MATERIALS The Diverse Universe of Archival Materials Papers of record according to some, indispensable evidence of our history according to others, archives around the world contain an incredible variety of materials that together make up our documentary heritage the physical remnants of our memory, creativity, spatial management and daily life over nearly every century. These repositories will remain at the junction of past and present, safeguarding the real evidence on which our understanding of history relies. The stuff inside archives is a remarkable field of human expression and institutional purpose; from beautiful illuminated manuscripts that survived periods of very hard times to the digital records of the early 21st century, from the personal diaries that cover peoples' lives to the thick policy documents that have remodelled nations, and from little notices, which were treated as ephemeral and deliberately thrown away just seconds after they were made, to scientific observations of all sorts, collected day after day over the decades. This says nothing of the fact that what goes into some archival collection is not only unique in terms of its physical characteristics, intellectual content, and contextual Figure 1.1Diverse Universe of

significance determined by its value/longevity, but so as well will be the means of appropriate identification, arrangement, description and preservation. Archives are rife with complexity and richness, attributes that reflect the complexity of human experience itself; archives are not dead(ending) collections but rather living, breathing collections that have the potential to connect communities to their past(s) and one another, provide the foundation upon which many kinds of

research rest, serve legal and administrative functions, and help foster cultural identity and continuity. In addition to practical knowledge of the many formats, structures, and technologies present in the archival record, It requires layers of understanding surrounding the contexts of record creation and the evidentiary value that make these sources worthwhile. While the nature of records being created and methods of their preservation become redefined by digital technologies, it is on archivists and researchers to perpetually develop their own expertise to include both traditional and emerging formats, while still abiding by core archival philosophies that exist independent of particular means of reproduction. Divided into three broad sections, each accompanied by a detailed introduction that outlines their focus, this volume explores the impressive range of materials held by archives and the ways in which their characteristics, history, and professional evolution offers important lessons for archivists practising today and for those who create, preserve, manage, and use these unique resources. Paper-Based Documents: The Foundation of Traditional Archives These text- based paper-based documents have always been the bedrock of traditional archival collections, accounting for centuries of authorship and human expression that have been retained in a low-tech form that has endured surprisingly well, despite its illusion of quivering fragility. The history of paper as a recording medium closely interlinks with exciting technological developments from its origins in ancient China, through expansion in medieval Islamic societies, up to mechanized production in the nineteenth century in what made it a fundamental material that altered the patterns of information creation, storage and dissemination globally. This broad category of paper-based archival materials includes government records (correspondence, memoranda, reports, legal History, Development, and Types of ArchivalCenter s MATS Centre for Distance and Online Education, MATS University 23 documents, tax records, census records, military records, diplomatic documents, and legislative records), business and organizational records (ledgers, minutes, correspondence, contracts, personnel records, production records, and promotional materials), personal papers (diaries, correspondence, drafts, financial records, and ephemera), published material (books, periodicals, newspapers, pamphlets, and broadsides), creative works (literary manuscripts, musical scores, architectural drawings, and artistic sketches), cartographic materials (maps, atlases, and engineering plans), and ephemera (posters, brochures, tickets, programs, menus, and innumerable other ephemeral documents originally intended for short-term use). The physical composition of a parchment, be it flyleaf, binding, or end-paper, as well as the constitutive elements of a codex, varies significantly based upon their production period and location, leading to unique identification challenges and necessitating specific conservation approaches for each of these sub-categories. Over the course

necessitating specific conservation approaches for each of these sub-categories. Over the course of history, the chemical composition of paper changed fundamentally, from sturdy hand-made papers made from cotton and linen rags to mass-produced wood pulp papers whose creation during the Industrial Revolution introduced troublesome acidic compounds, causing an intrinsic deterioration: something some have called “slow fire,” endangering entire swathes of nineteenth- and twentieth-century documentary heritage. In addition to the paper substrate itself, archivists must also identify and accommodate the various media used to record information in the paper substrate, including diverse inks (iron gall, carbon-based, synthetic dyes), graphite, the diverse array of printing technologies (relief, intaglio, pantographic, and digital processes), photographic processes, and reprographic technologies (carbon copies, mimeographs, blueprints, and

photocopies). The identification of paper-based materials can involve a multifaceted approach integrating visual inspection, knowledge of the history of papermaking/writing technologies, knowledge of watermarks and papermaking marks, recognitions of printing and binding technologies, evaluation of the format and structure, and occasionally instrumental analysis for precise composition determination. This identification process serves an academic purpose but directly feeds into critical Preservation, conservation of Museum and Archeological MATS Centre for Distance and Online Education, MATS University 24 preservation decision making because each of these types of paper-based material exhibit different vulnerabilities and degradation behaviours that necessitate tailored conservation approaches. While the digital revolution has led to the marginalization of paper in many domains, it remains an important historical medium, and types of records (such as certificates) will continue to insist on paper as a format, making it essential to have a preservation strategy for papered records in archival collections that span past and present information ecosystems. Visual and Audiovisual Archives: Capturing Sight and Sound The emergence of technology that allowed for the collection of audio and visual data was a game-changer for the human documentation and took the types of items within the scope of archival repositories to new target mainstreams that pose unique problems in identification, preservation and access but yield unmatched documentary insights. In archives, visual materials encompass nearly two centuries of photographic processes, from the introduction of the daguerreotype in 1839 to contemporary formats such as ambrotypes, tintypes, albumen prints, collodion or gelatine glass plate negatives, flexible film negatives (nitrate, acetate, polyester), and color processes (Autochrome, Kodachrome, Ektachrome, chromogenic prints) as well as instant (Polaroid) and slide and transparency and microfilm types and digital images, not to mention specialized types used for scientific, medical, or aerial photography all of which require identification skills based on physical attributes and visual qualities, dates of manufacture and deterioration. Moving image media are similarly heterogeneous formats ranging from more than a century ago (silent film, including nitrate, acetate and safety film stocks across gauges, from 35mm to 8mm, through audio-visual media such as 2-inch Quadruplex, 1-inch Type C, 3/4-inch U-matic, Betamax, VHS, Video8, and other broadcast formats, to early DV tape footage and recent file-based media). Each a variety of identifying markers in their physical carriers, technical specifications

media, each a variety of identifying markers in their physical carriers, technical specifications, container specifications and characteristics of content. Perhaps the most radical path of evolution among these formats is in sound recordings—from Edison's wax cylinders in the 1870s, History, Development, and Types of ArchivalCenter's MATS Centre for Distance and Online Education, MATS University 25 through shellac and vinyl discs, wire recordings, various types of magnetic tapes (open reel, cassette, 8-track, digital audio tape), optical discs (CDs, DVDs), and finally digital audio files all formats discerned by visual inspection of material physical characteristics, playback speed, groove configurations, magnetic properties, and referencing accompanying documentation. The mixed-media landscape grows more complex with the rise of multimedia productions, documentation of installation art works, born-digital interactive content, and legacy electronic formats that now rely on bespoke hardware and software environments for access. Recognizing these varied types of audiovisual documents requires multidisciplinary knowledge of historical aspects of media technologies, their technical characteristics, commercial practices and standardization efforts, production dates and manufacturers, and analysis of signs of physical

decay, including specific chemical degradation patterns such as “vinegar syndrome” for acetate film, “sticky shed syndrome” for magnetic tape, and “disc rot” for optical media. The preservation issues related to audiovisual collections are especially critical, since many audiovisual formats both have inherent chemical instability and face technological obsolescence that increasingly makes playback technologies scarce, motivating efforts to digitize them to transfer content to more stable digital formats, but also generating complex questions regarding authenticity and fidelity, the data specifications needed for metadata, the choice of file formats, and long-term planning for preserving digital copies. These technical problems aside, audiovisual files face unique challenges in providing intellectual access, with copyright hurdles, privacy issues for incidental subjects, cultural issues for indigenous materials, and contextual description that accommodates both what was filmed and the technological mediations that shaped the way that footage was recorded, as well as the ways in which it can be understood. As multimedia documentation threatens to become the actuary of contemporary society, expanding archivists' abilities to identify, preserve, and provide access to these often scattered yet astonishingly rich records of captured human experience through lens, light, and sound is paramount. Preservation, conservation of Museum and Archeological MATS Centre for Distance and Online Education, MATS University 26 Digital and Electronic Records: The Archival Frontier Born-digital practice encompasses an extraordinarily varied range of materials and formats and has grown explosively over the past few decades, radically changing the archival landscape and even call into question the profession's traditional approaches to identifying, acquiring, preserving, and providing access to records that exist more as encoded bit streams than as material things. This includes an incredibly heterogeneous collection of electronic records, such as text documents, spreadsheets, databases, email, web content, social media activity, digital images, audio: video recordings, geographic information systems (GIS), computer-aided design (CAD) files, 3D shapes, research data sets, software applications, mobile applications, video games, virtual reality spaces, block chain entries

sensor readings, and many hundreds of more exotic formats from scientific instruments, creative resources, and organizational systems, and often within a single category of record, there are hundreds of file formats, technical metadata, dependencies, and set of preservation actions associated with each format. Within the layered analytical framework that encompasses file signatures (magic numbers), file extensions, metadata embedded within files (EXIF, XMP, technical metadata), such elements complemented by file system information regarding creation and modification dates, and directory structures, cryptographic hashes used for file integrity or fixity validation, format-specific characteristics that become visible on screen or during rendering, and forensic analysis of their underlying bit streams, digital records identification and specification collectively interact and feed into the determination of the file format, its version, and the application that created it, then any relevant dependencies for accurate identification purposes and future accessibility. In contrast, many analog materials may lose some of their materiality and resourcing but retain some level of meaningful interpretability, whereas digital records increasingly face the combined risks of physical storage media and format obsolescence (the likelihood that, even a perfectly preserved bitstream becomes (more or less) completely inaccessible after the software, hardware and knowledge required to interpret it are no longer around) putting into development complex methodologies of digital History, Development, and Types of ArchivalCenter

s MATS Centre for Distance and Online Education, MATS University 27 preservation, involving format migration, emulation of legacy computing environments, normalization to preservation friendly formats, maintenance of technological registries, and bit ball preservation with thorough technical documentation. The establishment of the integrity and authenticity of digital archives presents additional challenges in this regard; electronic records can be copied, manipulated, corrupted and removed from vital contextual information with no evidence, which requires some sophisticated digital forensics methods, chain-of-custody documentation, cryptographic validation, detailed metadata schemes and preservation systems that not only preserve provenance information but also capture documented actions taken in preserving an object throughout the digital lifecycle. Selection now includes unprecedented amounts of digital content which may include not just an individual scholar's digital storehouse of 10K+ files, but also the repositories of institutions and their systems million of records, Archiving the Web, thousands of email even social media, all needing appraisal methods which weigh documentary value, preservation, legality, privacy and available resources. Access to this digital archive brings its own intricacies trying to balance the institution security needs, privacy, and intellectual property against user expectations for immediacy, search ability, remote access, and access to the digitized content we intend to create shaping the design of complex content management systems, discovery interfaces, and online reading rooms with controlled access guidelines, but also platforms for collaborative exploration and the creation of new forms of interaction and engagement with those new archival materials. While archival theory and practice adapt to meet these challenges of the digital world, they draw on principles and methodological frameworks from computer science. information

management, digital forensics, and data curation alongside foundational archival values relating to context, provenance, authenticity, and long-term preservation, forging a hybrid discipline that can shepherd society's digital record against the breakneck pace of technological development and the inherent weaknesses of electronic documentary systems that paradoxically pose the risk of a digital dark age amid an unprecedented either of the information explosion. Preservation, conservation of Museum and Archeological MATS Centre for Distance and Online Education, MATS University

28 ⁷ Special Collections and Emerging Formats: Expanding Archival Boundaries Even outside major categories of documentary materials, archives often hold specialized formats and novelties of media which not only add to the diversity and richness of collections but also pose particular challenges to indemnificatory, preservation and interpretive work that invite us to stretch our definitions of what archives are for or look like. Architectural and technical records represent a niche area, consisting of blueprints, architectural drawings, construction specifications, engineering plans, and technical documentation based on emerging technologies from hand-drafted linen drawings and blueprints (ferro-gallic prints with their characteristic blue background and white lines), diazotypes (blue or black lines on white background), vellum and mylar drawings, computer-aided-design files, and building information modelling (BIM) data where identification involves consideration of drawing conventions, reproduction methods, notation systems, drafting technologies, and institutional practices across a fluctuating professional context and construction industry. Scientific archives represent yet another specialized realm, where items such as laboratory notebooks, experimental protocols, observational records, specimen documentation, research datasets, mechanical recordings derived from scientific instruments, computational models, and field notes, all of which capture the intellectual journey of scientific inquiry or provide important records of research outputs, may be stored materials that may encompass paper records, photographic proof or audiovisual capture, physical objects, and both digitized datasets and software components that necessitate topical subject knowledge to appropriately categorize and contextualize. Collections documenting artistic and cultural heritage extend the borders of the archive through rich and diverse types of material including fine art prints, artist's books, theatrical set designs, costume sketches, choreographic notation, performance documentation, records of installation art, conceptual art documentation, and digitized art all formats which challenge definitions that distinguish archives from libraries from museums from galleries, while also demanding specialist knowledge regarding the artistic practices, materials, movement notation systems, and documentation of ephemeral creative practices. History, Development, and Types of ArchivalCenter s MATS Centre for Distance and Online Education, MATS University 29 Three-dimensional objects often make their way into archival collections as documentation of activities or processes such as artifacts, seals, medals, tokens, badges, samples, models, prototypes, commemorative items, and other records of events, accomplishments, or organizational efforts these require an analytical approach to identification of materials, manufacturing techniques, design elements, markings, patents, and contextual documentation to assess provenance and significance. Ephemera collections consist of materials published for temporary uses that persist in order to chronicle life as it's lived, be they tickets, broadsides, menus, greeting cards, postcards, matchbooks, buttons, bumper stickers, campaign paraphernalia, and many articles too numerous to list, which are probably not intended to last, and all of which, if we want to identify them, require the application of knowledge regarding technologies of printing, of commercial design, of the social domains of different eras. The continued growth of emerging and experimental media has redefined archival boundaries and 'records' including, but not limited to holograms, wearable technology data, biometric records, embedded virtual and augmented reality environments,

interactive installations, machine or algorithm outputs including artificial intelligence, social media content, mobile applications, and collaborative environments and has demanded new ways to

capture, describe, and preserve increasingly multifaceted, interactive and, perhaps, technology-dependent content. Archives based on Indigenous knowledge and traditions are a further boundary-expanding category, integrating oral histories, traditional ecological knowledge, performative traditions, language documentation and other recording of culturally significant practices that are prone to be documented in diverse media but require specialist knowledge of the culture concerned and involvement of the community for appropriate identification, description, and culturally sensitive preservation. Bringing specialized materials into (post)archival collections raises theoretical questions about the distinctions between archives, museums, libraries, and data repositories, and it comes with new challenges to archival practices that were originally designed with textual records of a governmental or institutional nature in mind. Indeed, as a growing number of Preservation, conservation of Museum and Archeological MATS Centre for Distance and Online Education, MATS University 30 archives begin to embrace their responsibility to preserve the full range of human cultural heritage and knowledge, the archival field continues to broaden from a practical perspective, expanding methodological approaches through interdisciplinary collaboration, community partnerships, technological innovation, and a more encompassing conceptual framework: one acknowledging that in order to comprehensively document human experience, we need to embrace the entire landscape of recording technologies, knowledge systems, and expressive forms used by societies to record their activities, values, values, and creative expression as time and place allow. Practical Identification Methodologies: From Theory to Practice Here, we focus on processes of research and description needed to identify archival materials, which necessitate methodical methodological approaches, combining information from various knowledge areas, including diverse analytical methods and contextual studies to ascertain the character, provenance, relevance, and preservation needs of different types of documents. Under a microscope, physical analysis of dimensions, weight, thickness, texture, color, opacity, structure, and other material characteristics lay the groundwork for identification—immediately ruling in or out, matching materials to known design standards, production practices, and typographic formats. Material composition analysis goes a step further, scrutinizing fibre structure, chemical characteristics, laminate stacks and component parts, both by non-invasive visual inspection and, when feasible, minimally invasive methods, including spot testing and instrumental analyses (microscopy, spectroscopy, or chemical tests) a crucial aspect when it comes to photographic materials, audiovisual carriers and other deteriorating objects that need accurate identification for preservation planning. The work of production marks and evidence of manufacturing can trace identification clues through watermarks, embossing, edge markings, punches, perforations, splices, factory edge codes, manufacturer imprints, patent numbers, serial numbers and format identifiers the information that often pinpoints not just production dates, but also geographic origins, intended uses and generational History, Development, and Types of

Archival Center's MATS Centre for Distance and Online Education, MATS University 31 evolution of technology within format families. However, content analysis provides additional contextual richness from the scrutiny of internal dates, letterheads, signatures, annotations, captions, labels, addressing information, organizational markings, classifications, local idioms and stylistic features, which place materials into time periods, institutions, geographical or functional areas. Technological indicators are format-specific identification evidence; fiber composition, sizing

techniques, and paper production methods in the case of documents; visual characteristics of various photographic processes, as well as common patterns of deterioration; track configurations, recording speeds, and carrier designs in the case of audiovisual materials; and file signatures, metadata structures, and encoding specifications in the case of digital materials all of which pertain to a specialized understanding of media evolution at different times and within different industries. Container information often holds direct identification, such as original housings, labels, sleeves, cases, boxes, albums, binders, and other enclosures that can help provide provenance about the creators and dates of the contents and instructions for preservation and organizational systems from the original institution, allowing institutions to understand each obsolescent material entity as it remains in the material sphere the very type of provenance that would be lost if the materials were to be separated from their original containers without any documentation. Contextual research expands the boundaries of identification through archival documentation, institutional records, creator information, collection histories, accession records, processing notes, and other related materials situating individual items with regard to broader historical, administrative, and collection contexts that are essential to a complete understanding of identification. Reference solvents, which support identification, and include format guides, visual identification references, technical specifications, manufacturer records, patent documents, trade literature, standards documentation, and databases specific to some types of formats experientially, collectively, enable archivists to name those materials, and to name them appropriately in the context of the medium encountered. Collaborative identification takes advantage of specialized expertise in various fields, working Preservation, conservation of Museum and Archeological MATS Centre for Distance and Online Education, MATS University 32 with conservators, technical specialists, format experts, subject specialists, and community members with cultural knowledge, scientists, and other individuals whose specialized knowledge can help answer identification questions that exceed general archival knowledge. Describing identity findings using consistent terminologies, standardized practices for describing traits, assessments of condition, preservation metadata, and processing notes ensure that identity work serves the needs of future users, researchers, and preservation planning by turning the expertise of individuals into the knowledge of an institution that supports the long-term stewardship of collections. Collectively, these methodological approaches provide a framework for systematic identification that supports all the other functions of the archival profession, including appraisal decisions, arrangement strategies, description practices, preservation planning, digitization workflows, access provisions, and interpretation efforts collectively illustrating how foundational

workflows, access provisions, and interpretation efforts collectively illustrating how foundational identification work enables the entire continuum of archival practices that connect documentary heritage with current and future users, researchers, and communities. Cross-Cutting Identification Challenges: Authenticity, Appraisal, and Ethics At a more abstract level, archivists face existential issues across the entire spectrum of materials, regardless of specific format, but which have direct bearing on their practices of identification, preservation, and the ultimate value of those collections for users and society. One of these foundational challenges is authenticity assessment, when archivists consider whether materials actually are what they claim to be through examination of physical properties, content accuracy, provenance indicators, chain of custody records, technology compatibility, historical consistency, or forensic analysis (a task made more difficult by both

inadvertent misidentification and intentional forgery across the spectrum from medieval manuscripts with suspect attribution to manipulated digital images and fictive electronic records). The constant evolution of technology continues to reshape what constitutes a means of identification as advances in recording media, methods of reproduction and carriers of History, Development, and Types of Archival Center's MATS Centre for Distance and Online Education, MATS University 33 information culminate in hybrid formats, transitional technologies and experimental materials that lie outside the bounds of established means of identification and demand that archivists adopt flexible treatments that recognize not only standard formats but also the diverse variations, adaptations, and innovations that will inevitably take shape both between and across established categories and during periods of technological transition. Degradation and deterioration create identification challenges regarding materials destroyed by environmental conditions (water, fire, mold, pests), internal chemical degradation (as with acid hydrolysis in paper, nitrate decomposition in film, or binder hydrolysis in magnetic media), physical damage (broken discs, torn documents, crushed cylinders), format obsolescence (unreadable digital files), or suboptimal prior storage, leading archivists to identify the original format and the specific mechanisms of degradation affecting materials for preservation decision-making. Mass digitization projects introduce new identification issues through the creation of digital surrogates that have intricate relationships with original materials, leading to consideration of appropriate descriptive practice, metadata standards, and version control along with preservation of digitization context and the nature of the relationship between physical originals and their digital representations especially when digitization involves enhancing, restoring, or transforming deteriorated originals. Ethical dimensions are added to identification work when deaccessioning considerations come into play, as materials are identified as duplicates, out-of-scope, better suited for other institutions, so deteriorated as to render their preservation impractical, or dangerous to other collections decisions that require careful analysis of uniqueness, descriptive content, art factual value, institutional missions, research potential, and cultural significance that depend upon accurate identification. Identification practices must be sensitive to restrictions based on content and legal/ethical authority and, therefore grounded in context when materials are personally identifiable such as personal information, medical records, financial data, classified information

identifiable, such as personal information, medical records, financial data, classified information, attorney-client communications, proprietary business information, or culturally sensitive indigenous knowledge, given the need for appropriate processing, description, Preservation, conservation of Museum and Archeological MATS Centre for Distance and Online Education, MATS University 34 and access provisions. The challenge presented by cultural context and interpretation to traditional frameworks of identification is rooted in the awareness that archival materials exist within multilayered cultural, historical, and social contexts that both shape and are shaped by their creation, use, value, and understanding between and within distinct communities thus necessitating approaches to identification that account for multiple knowledge systems, diverse cultural frameworks, and the prevailing power dynamics embedded in the practice of the archive for materials belonging to marginalized, indigenous, and historically underrepresented communities. The challenges of archival education and knowledge transfer are not only ongoing, but the constantly broadening range of material types that can now be collected unintentionally emphasizes the respective need for multi-disciplinary, multi-temporal, and multi-format expertise.

Several collaborative strategies and approaches have emerged to champion this case as these include collaboration in identifying, assembling, and directing common bodies of knowledge, the need to develop and build agreement on the basic components of the thematic domain, and collaborations within the archival educational process combining in-depth knowledge of individual formats with training that recognizes secondary formats where archival materials share similar characteristics. Across the archival field, standardization efforts have emerged in response to these challenges, including models for consistent terminology (indexes and glossaries), identification protocols (encoding schemes), descriptive standards (DACS, ISAD(G), EAD, MODS), preservation guidelines (PREMIS, the digital preservation community), and ethical frameworks (the Berlin Principles, the Oxford Declaration) seeking to codify areas of common understanding that serve a collective profession and will help transcend individual institutions, whilst acknowledging differences among the variety of archival materials and organizational (or institutional) contexts. As archives continue to develop in order to accommodate the needs of those in their custody who create records as well as increasingly heterogeneous user communities, these cross-cutting challenges show that even the most straightforward activity undertaken in an archival setting identifying materials is a complex intellectual History, Development, and Types of Archival Center's MATS Centre for Distance and Online Education, MATS University 35 process that involves not just technical expertise but also an understanding of broader historical, cultural, institutional, and ethical contexts in which meanings and significance of archival materials are realised. Emerging Technologies and Future Directions: Reimagining Archival Identification It is an exciting time in the world of records, both in terms of the types of records being created and the broadening landscape of methodologies for identification, while also providing new challenges and strategies for improving traditional archival practices with new approaches. Artificial intelligence and machine learning technologies are making rapid inroads into the quadriga of archival identification via handwriting recognition algorithms that read historical

manuscripts, computer vision systems that recognize photographic processes and formats, natural language processing tools that extract metadata from unstructured documents, machine learning models that identify recurring patterns in huge digital collections, automated transcription systems for audio video, and neural networks that discern sensitive content and flag it for human review technologies that enhance rather than replace human expertise while greatly expanding the scope and efficiency of identification activities. Archivists are borrowing tools to adapt, like write-blockers to protect original digital media, forensic imaging tools to create bit-perfect copies of electronic storage media, file carving methods to recover deleted or corrupted files, cryptographic validation tools to confirm the authenticity of digital content, utilities to extract metadata (like hidden system information) and specialized software that can track chain of custody, allowing archivists to effectively identify and preserve born-digital content as it travels its course from obsolete media to cloud-based systems. Non-destructive, analytical technologies repurposed from conservation science and materials research broaden identification prospects through multispectral imaging that deciphers hidden text or images, X-ray fluorescence that ascribes chemical elements in inks and pigments, Fourier-transform infrared spectroscopy that delineates organic materials, Raman spectroscopy that identifies specific compounds, portable XRF

devices that detect material constitution without sampling, or 3D scanning technologies that document physical structures all allowing unprecedented access to material composition without subjecting original items to any form of damage. Identification knowledge extends beyond the professional realm, and in fact is dependent on it, as any effort relating to crowd sourcing and publishing participation initiatives engages wider communities of individuals in identification efforts through crowd sourcing transcription projects, local materials identification through citizen archiving initiatives, representation in oral history projects to capture technological knowledge before its demise and knowledge exchange platforms between institutional archivists and communities with specialist cultural or technical expertise (Shelton, 2016). Figure 1.2: Archival Identification International standardization efforts respond to challenges with identification through format registries such as PRONOM which record technical specifications, preservation metadata standards such as PREMIS which capture identification information, descriptive frameworks such as Records in Context which highlight relationships between relevance of materials, and collaborative History, Development, and Types of Archival Center s MATS Centre for Distance and Online Education, MATS University 37 ventures such as the Sustainable Heritage Network which develop common identification resources, and coordinated research initiatives to establish best practices for emergent formats, building a global knowledge infrastructure to facilitate consistent identification across institutional and national borders. The recognition of indigenous knowledge systems as an integral part of identification practices helps to ensure culturally-appropriate description of materials, such as the use of traditional knowledge labels that indicate cultural contexts and restrictions on materials' usage: collaborative curation models that bring community

expertise and understandings into methods of description; indigenous metadata frameworks that accommodate knowledge structures outside those that are Western; and decolonizing approaches that value multiple ways of knowing reforming the process of archival identification to embrace more than just Western paradigms and knowledge structures. Hybrid physical and digital identification approaches are enabled through linked data initiatives that span physical and digital manifestations; persistent identifiers that mediate relationships between multiple formats; enhanced catalog records that incorporate a suite of visual identification support; integrated conservation and digital preservation workflows; and holistic appraisal frameworks that consider the content-carrier relationship across shared physicality that reflect contemporary collections that increasingly exist simultaneously in multiple material states that necessitate simultaneous identification approaches. Immutable documentation of provenance, transparent recording of preservation actions, cryptographic verification of 'objects,' decentralized storage systems that lessen the relationship of dependence on institutions, and smart contracts that can enforce restrictions on usage are some of the not too distant tools that could address longstanding authenticity concerns while creating new ones in terms of long-term sustainability and institutional control. As they continue to evolve and revolutionise archival practice, those technological and methodological innovations bear in themselves truly incredible potential for improved identification but also, as always, potential challenges in crafting sustainable methodologies, accountability(s) and practices that skilfully navigate their way

Preservation, conservation of Museum and Archeological MATS Centre for Distance and Online Education, MATS University

38 through emerging technologies and archival fundamentals guiding best practices around context, provenance, authenticity and access (ensuring that rapidly evolving information identification methodologies serve their most fundamental purpose of connecting us with the documentary heritage that supports our understanding of human experience throughout time, cultures and technological eras). Practical Applications: Identification in Archival Workflows Both the theoretical frameworks and technical knowledge that support material identification have practical applications all along the archival workflow indeed, they often have direct influence over how collections are acquired, processed, preserved and accessed by users (in other words, the defined, codified procedures that turn specialized expertise into institutional practice). All of these skills are essential during acquisition and appraisal, helping archivists make informed decisions through format assessment, risk analysis, authenticity verification, scope determination, significance assessment, valuation for insurance and donors, and preliminary assessment of condition all of which build a foundation for sound acquisition decisions and efficient use of resources before materials are formally accessioned into collections. Accessioning involves identifying materials through its thorough documentation of what is received (format types, quantities, conditions, special requirements), segregating high-risk materials (nitrate film, deteriorating acetate, moldy items, hazardous substances), assessing stabilization needs, conducting basic arrangement based on format needs, basic housing in format-appropriate boxes, and location assignment based on preservation needs this creates the documentation required to follow materials from the point they enter the repository to all that happens thereafter. Arrangement and description inherently depend on accurate and appropriate identification as means to formulate both physical and intellectual arrangement through format specific processing flows, the creation of finding aids constructed around precise use of format term, application of format specific standards to specialized materials, identification of preservation needs within processing, History, Development, and Types of Archival Center s MATS Centre for Distance and Online Education, MATS University 39 implementation around housing solutions appropriate for format in question, and the development of handling guidelines for both staff and researchers ensuring that archival description does just that, accurately representing material characteristics while also taking into consideration and sustaining preservation and access needs. Preservation planning arises directly from identification activities via format specific preservation assessments, prioritization by risk factors and significance, preparation of housing and storage strategies by type, definition of environmental parameters according to material types, provision of specialized preservation treatments for at risk formats, digitization planning for those obsolete technologies, and disaster preparedness for format-specific threats, resulting in the comprehensive approaches by which institutions allocate limited success to the most consequential preservation confrontations across heterogeneous collections (Thompson et al. 2005; Calhoun 2008). But digitization and reformatting workflows start through clearly defined identification in establishing appropriate technical specifications, equipment to be used, protocols for handling, quality control to be implemented, metadata to be captured, file format choices, and post-processing workflows ensuring that surrogate creation appropriately reflects significant properties

of original materials for sustainable digital object creation. Using specific knowledge of identification, reference and access services may create instructions for handling formats, provide

researchers formats they can study, restrict use by condition or format susceptibility, offer services for duplicates as necessary for formats, create guidelines for exhibitions as relevant to preservation needs inherent in the physical nature, and develop access workdays around obsolete formats and how they can be used while balancing preservation with research needs by means of policy based on structure. Facility management systems weave identification information in by use of consistent terminology, the inclusion of format-specific metadata fields, documentation of condition assessment, indicators of preservation priority, notes on handling, location tracking that is reflective of preservation needs, and documentation of decisions on identification with the hope of creating institutional memory that preserves format expertise through Preservation, conservation of Museum and Archeological MATS Centre for Distance and Online Education, MATS University 40 personnel changes and time. Specialized knowledge and training programs sustain knowledge management through documentation of local procedures; development of guides to identify visual specimens; training programs designed by specific format; processes for vendor qualification; relationships with expert consultants; examples of trainings and conferences in specialized formats, and mechanisms developed for knowledge transfer which insures that institutional expertise remains in place by reshaping experience into formats that can be passed on involving association or community of practice that preserve institutional memory of identification practices thereby preserving capacity for identification despite turnover in staff and changing needs of collections. It is something theoretical about material identification, but when these are put into practice they become concrete workflows, policies, and procedures to enable archives to achieve their primary function of preserving and making accessible the documentary heritage this highlights the fundamental nature of identification where it is the basis through which the other functions in the archives stand. The Evolving Nature of Archival Identification The archival description is placed at the intersection of diverse fields of knowledge historical understanding of recording technologies, scientific knowledge of material properties, cultural awareness of creation contexts, technical knowledge across shifting media and formats, and hands-on experience across diverse formats resulting in an interdisciplinary practice that remains in flux as new materials enter the archival record and new methodologies emerge for their broader analysis and preservation. The core issues of archival identification are surprisingly stable despite the movements from one technological paradigm to another: issues of authenticity and provenance, issues of the relationship of physical carriers to intellectual content, issues of identification of significant properties to be preserved through migrations or conservation actions, issues of balance between preservation and access, issues of documenting technical characteristics relevant to future sustainability, issues of maintaining contextual information necessary to define meaning in larger historical and cultural contexts. History, Development, and Types of ArchivalCenter s MATS Centre for Distance and Online Education, MATS University 41

But the precise and local knowledge needed for identification is always growing because archives are increasingly adding new formats, from medieval manuscripts to social media archives, from daguerreotypes to digital video, from wax cylinders to web archives; each adding specific identification markers, preservation issues and interpretive contexts that archivists must know to meet their professional mandates. It will increasingly be at the interstices of tradition between the memory institutions whose collections go together, the disciplines who have the expertise, the

creators and preservers of records, communities and institutions that hold their documentary heritage, and finally between human expertise and computational tools that can augment the analysis of large corpora of digital collections. Museum literacies will contribute to this collaborative future, which has immense potential to improve identification practices through shared knowledge resources, collective expertise networks, inventive technological applications, and diverse perspectives that recognize multiple modes of knowing and valuing enacted documentary materials. The identification practice will follow the archives, which is doing its essential work of preserving society's documentary heritage, as a prerequisite to all other archival functions: the first step that helps define how materials are described, organized, preserved, and ultimately understood by present and future generations. It is through this careful, informed marking out, informed both by technical skill and profound knowledge of historical and cultural context, that archivists facilitate the continuing conversation between past and present that is fundamental to the archival mission, so that the astonishing diversity of human expression and experience documented in archives can be both accessible and meaningful across time.

Multiple Choice Questions (MCQs):

1. Archival centers are responsible for:
a) Archiving digital content only
b) Storing and preserving documents and records of historical value
c) Preservation, conservation of Museum and Archeological MATS Centre for Distance and Online Education, MATS University
d) Cataloging books in libraries
2. The history of archival centers can be traced back to:
a) The 18th century
b) Ancient civilizations such as Egypt and Mesopotamia
c) The Industrial Revolution
d) The 21st century
3. The types of archival centers include:
a) National archives
b) Corporate archives
c) University archives
d) All of the above
4. Archival materials can include:
a) Manuscripts
b) Photographs
c) Audio and video recordings
d) All of the above
5. Identification of archival material involves:
a) Sorting documents based on color
b) Determining the significance and relevance of documents
c) Categorizing them alphabetically
d) Both b and c
6. The development of archival centers is closely tied to:
a) The development of printing technology
b) The growth of government and institutional record-keeping
c) Advances in digital storage
d) None of the above
7. Which of the following is a key function of archival centers?
a) Creating digital replicas of historical record
b) Ensuring the preservation of historical documents
c) Archiving corporate documents for business purposes
d) All of the above
8. National archives primarily:
a) Store personal documents of citizens
b) Preserve government records and documents of national importance
c) Manage university-level collections
d) Archive non-governmental information
9. The role of archival centers is preserving documents

g) Archive non-governmental information 9. The role of archival centers in preserving documents is critical for: a) Historical research b) Academic studies c) Government accountability d) All of the above 10. Archival materials are identified by: a) Their content b) Their historical significance c) Their condition and form of preservation d) All of the above Short Questions: 1. What is the role of archival centers in preserving historical records? 2. Discuss the history and development of archival centers. 3. What are the different types of archival centers, and how do they function? 4. What are the primary kinds of archival materials preserved in archival centers? 5. Explain how archival materials are identified and categorized. Preservation, conservation of Museum and Archeological MATS Centre for Distance and Online Education, MATS University 44 Long Questions: 1. Discuss the history and development of archival centers. How have they evolved

over time to meet the needs of preserving historical records? 2. Explain the different types of archival centers and the specific functions they serve. 3. Analyze the kinds of archival materials that are typically preserved. How are these materials identified and categorized within archival centers? History, Development, and Types of Archival Centers MATS Centre for Distance and Online Education, MATS University 45 Structure UNIT 3 Source Material on Archival Manuscripts UNIT 4 Acquisition, Classification, Cataloging, and Indexing of Archival Materials UNIT 5 Microfilm and Machine Readable Records of Archival Materials UNIT 6 Database and Digitization of Archives UNIT 7 The Role of UNESCO: A Comprehensive Analysis OBJECTIVES To understand the source material on archival manuscripts. To explore the processes of acquisition, classification, cataloging, and indexing of archival materials. To examine the importance of microfilm, machine-readable archival records, and the role of digitization in modern archives. To understand the role of UNESCO in archival management. The Nature and Significance of Archival Manuscripts Art historians are like detectives solving a crime a crime of Following the Death of Meter; Africa in Song Archival manuscripts are the foundational cornerstones of historical research, irreplaceable time machines that capture the true words, MODULE 2 SOURCE MATERIAL ON ARCHIVAL MANUSCRIPT UNIT 3 SOURCE MATERIAL ON ARCHIVAL MANUSCRIPTS MATS Centre for Distance and Online Education, MATS University 46 ideas, and deeds of those who have come before us. These original source documents including personal letters and diaries, official records, literary drafts, MATS Centre for Distance and Online Education, MATS University 47 organizational meeting minutes and diplomatic correspondence serve as the foundation on which our knowledge of the past is built. Unlike published sources that have been processed through editorial layers and public scrutiny, archival manuscripts often express the raw reality of historical moments, with all of its contradictions, uncertainties and the messy complexity that defines human experience. Their authenticity lies precisely in their unmediated nature; they were not made with an eye to posterity or a general audience, but attended to immediate practical, administrative, or personal needs. It's this immediacy that affords historians a unique access to the realities of the past: They experience history not as observers looking back in retrospect but in the actual moment they unfolded. The scientific worth of archival manuscripts far exceeds the factual evidence they provide: they tell us of the mentalities, ways of understanding and deciding of the

evidence they provide, they tell us of the mentalities, ways of understanding and deciding of the historical agents, not so much of what happened, but also how people experienced and grasped contemporary events. These manuscripts, in many cases, are the only surviving evidence of marginalized voices that are not captured elsewhere people and communities whose experiences otherwise might not have been preserved by history.” The physical characteristics of the manuscripts themselves their paper quality, ink choice, styles of handwriting and physical condition also add layers of information about the technological prowess, social status, economic conditions and cultural practices that characterize the times in which the manuscripts were created. But decisions about how materials are organized, preserved, and catalogued are themselves acts of interpretation that shape the ways in which researchers access and understand these materials a dynamic relationship between the past as it was lived and the past as it has been preserved and presented to future generations. The second is the curve of the evolution of archival manuscripts which is parallel to the evolutionary trajectory of civilization after each shift in technology and culture comes new documents; and those new documents reveal new

priorities, new capacities, and new power dynamics. The oldest surviving manuscripts cuneiform tablets from Mesopotamia, papyri from ancient Egypt, oracle bones from China, palm-leaf manuscripts from South Asia testify to humanity’s abiding urge to Source Material OnArchival Manuscript MATS Centre for Distance and Online Education, MATS University



48 ³ record, keep and share information over time and distance. During the Middle Ages, complex manuscript traditions developed in monastic scriptoria and royal chanceries, where scribes specialized and created new conventions of document production that would echo in archival practices for centuries thereafter. In fact, the fifteenth-century printing press did not reduce the value of manuscripts, but rather triggered a proliferation of manuscripts with the spread of administrative systems and increasing literacy rates. The emergence of the modern nation-state began a new era of bureaucratization, producing huge archives that recorded the details of administration from tax collection to military campaigns to colonial rule to diplomatic negotiations. At the same time that literacy was becoming democratized, more people were able to create their own records journals, correspondence, family histories that today provide invaluable glimpses into daily life across social strata. The professionalization of archival science and the establishment of systematic approaches to preservation, arrangement, and description in the nineteenth and early twentieth century have greatly shaped the field as we know it today. The digital revolution of the late twentieth and early twenty-first centuries has radically altered both the nature of the manuscripts themselves (as born-digital documents become increasingly common, usurping handwritten and typewritten documents) and, indeed, the manners by which researchers engage with and criticize historical materials. Each of these evolutionary stages has added geopolitics, sociology and cultural history to the universe of available source materials but required adaptations in research methodologies, interpretive frameworks and indeed the questions historians ask of the past. Even though archival manuscripts represent immeasurable historical value, they present researchers with daunting interpretive challenges that require methodological sophistication and critical vigilance. Because archival collections are fragmented and imperfect, researchers seldom engage complete documentary traces; rather, they must negotiate absences produced by selective retention, physical decay, or outright destruction. This selectivity raises basic issues of representativeness: how, and in what measure, do documents that we do have, represent larger historical patterns, as opposed to remarkable instances that were Preservation, conservation of Museum and Archeological MATS Centre for Distance and Online Education, MATS University 49 considered worthy of documentation? Institutional context governing the processes for manuscript creation, preservation, and accessibility also introduces inherent bias as to which perspectives are privileged and which marginalized voices, particularly the voices of less powerful social groups, the lived realities of which may only be documented by authorities. Concerns over authenticity complicate the interpretation of manuscripts even further; researchers should assess the reliability of their sources by examining the contexts under which they were created, including the motivations of the author, the audience they had in mind, their access to information beyond their immediate sphere, and their temporal proximity to the events they describe. Palaeographic and linguistic challenges—including the interpretation of handwriting styles, outdated terminology, foreign languages, and culturally specific referents after data availability and trawling rely on domain-specific expertise that grows with immersion in specific historical contexts. The materiality of manuscripts adds another layer of interpretive complexity since physical features such as paper watermarks, binding styles, ink formulae, and paper quality

can tell us something about how and where a document was produced, when it was created, and its socioeconomic context. Maybe the most difficult aspect needs to situate individual manuscripts

within larger historical geographies while allowing those documents to refashion our own understanding of those contexts themselves; this hermeneutic circle requires both a huge amount of background knowledge and some interpretive wriggle room. Such complexities require that researchers approach archival manuscripts with methodological rigor, sensitivity to context, and readiness to adjust interpretations in light of new evidence or shifts in analytical perspective.

Typology and Characteristics of Archival Manuscripts The diversity of archival manuscripts is a microcosm of the multifaceted nature of human communication, record-keeping practices, and institutional development across historical periods and geographic contexts. One of the largest sources of data is official administrative records, which include governmental documents in Source Material On Archival Manuscript MATS Centre for Distance and Online Education, MATS University 50 the form of parliamentary records, executive orders, judicial decisions, diplomatic correspondence, census data, tax records, land surveys and military reports. These documents, produced for the sake of governance and the functioning of the bureaucracy, tell us something about power structures, the implementation of policy, and the relationship between the governed and the governing institutions. These have often included formalized structures and standardized formats, which reflect established conventions, intended to enhance administrative efficiency and ensure institutional continuity through changes in leadership. The seeming objectivity of these documents their flinty matter-of-factness; their administrative precision can mask the ideological assumptions and power dynamics behind their creation and preservation. Yet, when subjected to critical analysis, administrative records disclose not only the mechanics of governance but the conceptual frameworks that evolved over time and through which authorities both understood and categorized the societies they sought to manage. “The colonial archives of the European imperial powers, for example, show how control over far-flung territories and peoples was often implemented through forms of administrative documentation, where systems of classification and record-keeping reflected metropolitan priorities than indigenous realities. Even the most mundane-seeming bureaucratic instruments, such as building permits, sanitation reports, or public works expenditures, can reveal social conditions, urban development patterns, and public health issues potentially indistinguishable to historians to whom they are invisible. The shift from handwritten records to typewritten reports to computerized databases in administrative record-keeping reflects broader technological and organizational changes as well as significant questions about access to information, protection of privacy, and democratization of knowledge in various historical contexts. Another important category is constituted by ecclesiastical and religious manuscripts, including a wide variety of materials created in the contexts of spiritual traditions and religious institutions in diverse cultures and eras. These include sacred texts and commentaries, liturgical handbooks, collections of sermons, theological treatises, ecclesiastical correspondence, parish registers recording births, marriages and Preservation, conservation of Museum and Archeological

MATS Centre for Distance and Online Education, MATS University 51 deaths, finances of religious establishments, plans for sacred buildings, records of religious courts and tribunals, reports of preaching expeditions, and documentation of devotional practices and religious festivals. The production of these manuscripts often included specialized check and trade that had distinct caligraphic traditions of their own, as well as different material practices that were invested with theological principles and cultural aesthetic values. Religious manuscripts acted in these and

other ways simultaneously, preserving doctrinal knowledge, enabling ritual performances, displaying institutional authority, recording community histories, and giving expression to spiritual devotions. The long overlap between religious and secular authority throughout most of recorded history means that the records of the church frequently hold information well beyond strictly spiritual matters, documenting educational initiatives, charitable activities, property management and political interventions. Most notably, monastic institutions were pivotal manuscript producers and preservers in many societies scriptoria (writing rooms) copied, corrected, and elaborated texts with illustration. Some of their texts were reserved for the initiated clergy of their faiths, while many other sacred scriptures were common, circulating freely among their believers, which exemplifies the different levels of accessibility regarding religious manuscripts that served to some to enable some inclusion to certain texts while rendering others inaccessible. For scholars, copies of religious manuscripts offer glimpses not only into institutional theological developments but also how people lived their faith, the popular devotions that shaped their lives, and the ways their spiritual worldviews influenced personal and collective identities throughout history. Personal and family papers are one remarkably diverse manuscript category that yields unique insights into private lives, intimate relationships, and individual experiences of broader historical developments. It includes personal letters, diaries and journals, memoirs, family histories, household account ledgers, recipe collections, travel accounts, commonplace books with copied passages and personal reflections, scrapbooks, photograph albums, and unpublished creative writing (poetry and fiction) and art for home performance, display, or enjoyment. Source Material OnArchival Manuscript MATS Centre for Distance and Online Education, MATS University 52 Where administrative or institutional records were created according to formal protocols, personal manuscripts often exercise idiosyncratic rules surrounding format, style, and organization that reify individual personalities and personal aims. These documents reflect emotional states, personal conflicts, moral dilemmas and everyday concerns that rarely figure in official records, providing historians with a window on the subjective dimensions of human experience. The nature of many personal manuscripts is intimate, and their use raises ethical questions on privacy, consent, and the relative use of materials that were never intended for public eye a concern that grows acute with relatively recent collections. The survival of personal papers has long been determined by social economics, and the documentation of the elite and the middle class is better preserved than that of disenfranchised populations who lacked the time, inclination or resources to create and protect documents. Yet the democratization of literacy and advances in material technologies slowly spread the ability to create personal records to more members of the various classes over

slowly spread the ability to create personal records to more members of the various classes, even if preservation rates were uneven. Family collections can encompass several generations, helping researchers track changing attitudes, aspirations and circumstances through time within particular lineages. Material in private manuscripts often enhances, contextualizes, or contradicts official narratives found in records, offering us differing angles on past events, social conditions, or perspectives that offer us a more human view of the past. Professional and organizational manuscripts concern the activities, operations, and intellectual contributions of various NGOs, including businesses, scientific institutions, educational establishments, cultural organizations, professional associations, labor unions, and social reform and community groups. Business archives might include correspondence with suppliers and customers, financial ledgers, employee

records, production data, marketing materials, strategic planning documents, and records of technological innovations or operational complications. Examples of scientific and medical manuscripts include laboratory notebooks, observational records, research correspondence, draft publications, equipment designs, patient case files, anatomical drawings, and documentation of experimental procedures. Preservation, conservation of Museum and Archeological MATS Centre for Distance and Online Education, MATS University 53 Schools produce curricular materials, student records, faculty meeting minutes, administrative communications, architectural plans, and records of the philosophies and practices of education. Cultural organizations create performance programs, exhibition catalogs, member records, acquisition documentation, and other materials related to artistic or cultural production. Professional associations hold the certification criteria of the field as well as ethical codes, member directories, conference proceedings, and publications that show the development of domain knowledge and professional identity. Social movement organizations produce manifestos, meeting notes, campaign plans, membership lists, fundraising materials, and records of activist practices and theoretical frameworks. These varied archetypes embody their own specialized vernacular, conceptual models, and organizational structures, which can challenge researchers to build familiarity with discipline-specific vocabularies and contexts. Factors such as longevity of organizations, facilities for storing media, business practices in record-keeping, concerns for privacy, issues of intellectual property rights, and perceived historical importance have shaped the preservation of these materials. When these manuscripts are examined in their own right, they reveal the institutional histories of universities as well as wider patterns of knowledge production, professionalization, economic mutation, social organization, and cultural change across particular historical and geographical configurations. Legal and notarial manuscripts are an identifiable genre with prescribed forms, specialized lexicon, and particular evidentiary functions that mirror the evolution of legal systems and juridical practices in different cultures. Court records include criminal cases, civil cases, testimony, verdicts, sentencing documents and appeals all of which shed light not only on legal processes but also on social controversies, moral norms and power relations in a community. The contracts and agreements land transfers, marriage settlements, apprenticeship arrangements, business partnerships, loan documents and international treaties provide insight into economic relationships and social

documents and international treaties provide insight into economic relationships and social obligations as well as the formalization of interpersonal commitments using legal instruments. Testamentary documents, including wills, estate inventories, and probate records, Source Material OnArchival Manuscript MATS Centre for Distance and Online Education, MATS University 54 provide especially valuable insights into material culture, family relationships, wealth distribution, and attitudes toward death and inheritance. Notarial records especially common in civil law traditions record transactions that necessitate an official seal, producing an archive of quotidian economic and social activity from property sales and dowry arrangements. Tacts of stratagem, a construction of cases, and the understanding of precedent in given legal traditions are evidenced in legal briefs and cases prepared. The legislative record, from draft bills, committee reports, individuals voting, and public testimony, tells the story of how law is built, along with the competing interests that create it. Legal manuscripts are often written in technical language with standardized formats which can require researchers to become familiar with past legal systems and jurisprudence to understand the materials. And even with their more formalized characteristics,

legal manuscripts very often poorly preserve human dramas, social conflicts, and individual circumstances that are otherwise unlikely to make it into the history books, as ordinary people found themselves bumping up against legal institutions during times of crisis, transition, or dispute. Because many legal proceedings are adversarial, these documents sometimes preserve conflicting perspectives on the same events, which can enable researchers to explore contested interpretations and competing narratives within historical contexts. Legal manuscripts, when studied carefully, disclose not only the mechanics of legal systems, but also how law was molded by, and in turn, shaped broader social, economic, and cultural developments across time. Accessing and Working with Archival Manuscripts Researching in archival manuscripts requires exploring and following complex networks of successive layers of repositories, finding aids, and access systems, established over hundreds of years of institutional growth and professional practice. Archival repositories themselves range on a continuum from national archives with huge collections of the business of government to targeted research libraries with a particular theme or historical or geographic focus. Institutional archives preserve the historical records of specific organizations: universities, Preservation, conservation of Museum and Archeological MATS Centre for Distance and Online Education, MATS University 55 corporations, religious bodies, cultural institutions; community archives often preserve material of or related to marginalized groups whose histories may not otherwise be present in mainstream repositories. Family and private archives often contain one-of-a-kind materials that cannot be found elsewhere and are sometimes kept for generations and then given to public institutions. The geographical spread of the manuscripts is connected to earlier political structuring, cultural growth and colonial relationships, the documentation relating to one and the same historical theme may therefore be found on several continents, as a result of administrative transfers, migration, theft, purchase or repatriation. Finding aids the tools that connect research to pertinent materials have advanced from handwritten lists and card catalogs to more sophisticated digital discovery systems but

earlier finding aids are frequently critical in unlocking under processed collections. These descriptive instruments differ greatly in their scope, ranging from whole-repository guides giving generic descriptions of institutional deposits to item-level descriptions of individual documents. Archival description guidelines are influenced by changing professional standards, the resources available to particular institutions, and the underlying epistemic zeitgeist of the time, and the practices of description that dominate today give precedence to provenance (the principle that records should be kept except for that which is incumbent on the records producer to retain for its own reasons), original order (the principle that records should be kept in whatever organizational schemes have been used by their creators); as well as developing appreciation for the power of the archival gaze, how practices of description may privilege the voices of some groups of people while marginalizing others. Union catalogs and digitized finding aids have made the identification of relevant collections more widespread and deeper, with less travel, although the discoverability of materials online is still spotty, and well- endowed institutions and collections identified as being of potentially broad scholarly interest are more strongly represented online. Learning how to locate manuscripts relies not only on an understanding of the historical contexts that influenced the creation and preservation of records, but also of the institutional Source Material OnArchival Manuscript MATS Centre for Distance and Online Education, MATS University 56 landscapes that

currently govern access to such materials. The structural conditions, of access, physical and digital, that enter into governance of manuscripts and archives have profound ramifications for research methodologies and analytical opportunities as well as for the democratisation of historic knowledge. Traditional in-person archival research requires considerable resources time, about travel and lodging, institutional affiliations that guarantee access, flexible working arrangements resources that have long benefited some kinds of researchers over others. Onsite consulting can entail negotiating bureaucratic wrangling such as requirements for registration, the writing of letters to gain introductions to staff, advance appointment scheduling, and the abiding to rules around reading rooms that attempt to balance access against preservation in the institution. And repository hours, document retrieval schedules, daily request limits, and reproduction permissions mediate the research experience and demand strategic planning to maximize productivity within institutional constraints. The material conditions in the reading room quality of light, dimensions of the workspaces, availability of electrical outlets or permission to photograph items, access to reference resources have a direct impact on researchers' experience and capabilities. Digital access has altered this landscape in complex and uneven ways that can expand and encumber research possibilities. Digitization campaigns have dramatically increased the remote availability of some collections, removing geographic barriers and enabling new modes of computational analysis not possible with physical documents. But these projects reflect institutional priorities, funding trends and intellectual property debates that result in some collections being more freely available online than others. Digital surrogates can take many forms, and the quality of the digital copies can vary greatly from high- resolution images that reveal material details not visible to the

naked eye, to shoddy scans that obfuscate important information like marginalia, seals or watermarks. Born-digital manuscripts a challenge/more difficulty providing proper tags, info or access in terms of their software obsolescence and problems with their file types as well as the challenges in preserving their dynamic elements such as hypertext links or interactive features. Access conditions are yet Preservation, conservation of Museum and Archeological MATS Centre for Distance and Online Education, MATS University 57 further constrained by privacy regulations, copyright restrictions, concerns about cultural sensitivity and donor agreements and balance principles of open access against legal and ethical constraints, all of which differ between jurisdictions. For researchers operating in today's hybrid space of physical and digital access, this necessitates flexible methodologies, a working fluency with technology, and a critical understanding of how the conditions of access inform the historical narratives that can be constructed from the documents that can be marshalled as evidence. The consultants offer an initial assessment of the archival manuscripts (physical, textual, contextual) through which the basic parameters of interpretation can be established. Codicological and material analysis that is, the examination of the physical properties of documents, including the types of paper, binding methods, ink composition, and watermarks used, as well as changes made to a particular text or manuscript can provide insights into likely production practices, approximate period of existence, and geographic provenance, in addition to the socio-economic contexts in which they were produced. Palaeographic analysis enjoys a close epistemic relationship with the features of handwriting frequently requiring that one have an intimate familiarity not just with the scripts of the past, but with how dramatically different these characters appear, and were used, compared to the

writing systems we use at present day and include knowledge of specialized abbreviations, ligatures as well as calligraphic conventions that were particular to a given epoch, locality and institutional environment. Diplomatic scrutiny the study of document formats, formulaic language, methods of authentication, like seals or signatures, and organizational structuresituates individual manuscripts within larger documentary traditions and institutional practices. The linguistic aspect that includes the vocabulary choice, grammatical features, dialectal features, specialized term, and multilingual elements may learn about natures of authors' education, social positions, and also audience. Chronological evaluation employs temporal limits established through direct dating, internal references to historical occurrences, material traits, linguistic properties, and contextual associations to other chronologically defined materials. Source Material OnArchival Manuscript MATS Centre for Distance and Online Education, MATS University



58 ¹⁵ Provenance research follows the chain of custody with information from the time of creation to the current repository location, documenting ownership changes, institutional transfers, and the conditions of acquisition that may shed light on collection biases, historical assessments, and the social networks determining the circulation of manuscripts. Content mapping uses the document to extract important concepts such as persons, organizations, places, and events to produce rough indexes used to conduct further analysis and to cross-reference against other documents. The contextual position approach grounds the manuscript within the historic contexts it exists in by researching political conditions, social circumstances, intellectual trends, and institutional developments relevant to the making and reception of the manuscript. Accompanying this is something we are calling relationship mapping and that lays out the connections between the item of concern and other documents drafts of writing, responses, references, institutional records, contemporaneous accounts that either support or refute the central narrative. This layered early analysis helps establish a ground for legitimate interpretation, helping researchers determine what questions might be answered from the available materials and what type of methodology might yield the most fruitful answers.

Critical Perspectives on Archival Manuscripts The archival silences that define manuscript collections the systematic absences, gaps, and omissions that amplify some voices and marginalize or erase others demand critical attention to the gaps in our archives, what remains un- or under- documented and un- or under-preserved in our manuscript heritage. These silences emerge from different, sometimes overlapping influences at various stages in the lifecycle of documentary materials. Key Takeaways: Initially, manuscripts were produced in a context of differential access to literacy, writing materials, and systems of documentation corresponding with the uneven development of formal record-keeping, which was generally dominated by those possessing political power, economic means, and social privilege. And when those who had historically been marginalized did record their own histories, they

Preservation, conservation of Museum and Archeological MATS Centre for Distance and Online Education, MATS University 59 faced further obstacles to their preservation, including scarce places to store them, lack of value placed on them by wider society and intentional violence against such items in moments of upheaval or conflict. Institutional collecting practices have often reflected the priorities, prejudices, and perspectives of dominant groups: acquisition decisions, processing resources, and descriptive attention, or lack thereof, have disproportionately favored materials created by and documenting elite experiences. As a result, these structural inequities, which have enabled large institutional bodies, have also made archives that preferentially represent governmental (state), ecclesiastical (church), and commercial (market) activity and under-represent activities and experiences of women, racial and ethnic minorities, indigenous peoples, working-class communities, disabled people, LGBTQ+ persons, and other groups. They cannot confront these archival silences as neutral absences, but rather as overtly constructed conditions that perpetuate power vectors. Approaches to such silences can include reading existing documentation “against the grain” to extract information about marginalized groups, even from records created with the constraints of control or categorization in mind; incorporating oral histories, material culture, and non- textual sources to supplement limited manuscript evidence; developing theoretical

frameworks that acknowledge the partiality of archives but do not abandon the pursuit of historical understanding; practicing collaborative research that incorporates communities whose histories

have been marginalized within traditional archives; and creating new collections that record neglected experiences through community archives, oral history projects, or targeted preservation efforts. While these strategies cannot completely eradicate archival silences, they can counter their effects on historical interpretation while also bearing witness to how documentary absences represent powerful historical evidence as to societal values, power structures, and memory politics. University Park; Penn State University Press, 2020.224 p. 9780271085106, \$69.95. Digital surrogates (from basic scanned images to more elaborate digital “editions” featuring adjustable views, enhanced metadata and interactive components) allow access in ways never possible before, eliminating geographic restrictions, Source Material OnArchival Manuscript MATS Centre for Distance and Online Education, MATS University 60 allowing multiple concurrent consultations, providing new routes to analysis, and shielding fragile originals from wear and tear from human contact. However, digitization projects mirror institutional priorities, funding streams, and intellectual property issues that can reinforce existing hierarchies of documentary value and access, with well-resourced repositories and collections seen as being of broad scholarly interest more likely to be digitized than materials originating in marginalized communities or in specialized topics. The quality of digital surrogates varies immensely, from high-resolution photographs that reveal materialities invisible to the naked eye to lacking representations that blur out essential characteristics like marginal notations, watermarks, or 3D elements of the original. The mediated nature of digital access with various interfaces, searches, and display options shaping how researchers interact with manuscript makes new kinds of contextual framing that affect interpretation in ways very different than physical consultation. Technical choices e.g. file formats, image resolution, metadata standards, platform design have long-lasting implications for both preservation and interoperability, as well as for data that can be analysed, but these choices are often made with little input from diverse stakeholder communities. The process of transcribe to digital form separates content from its physical carrier so that, while manuscripts are unique material artifacts, digitization produces reproducible information resources that challenge our existing conceptions of authenticity and asks what is the “real” document? Concerns about long-term digital preservation sustainability abound, with technological obsolescence, storage costs, institutional commitment, and the environmental effects of data centres raising doubts as to whether digital collections can be more durable than paper manuscripts that have survived centuries without technological mediation. There are ethical issues related to privacy, cultural protocols, intellectual ownership, and community consent that are heightened in digital spaces that may make control of access, use, and contextualisation difficult or impossible. These challenges notwithstanding, the transformative potential of digitization for democratizing access, enabling new modes of research, preserving fragile materials, reconstructing dispersed Preservation, conservation of Museum and Archeological MATS Centre for Distance and Online Education, MATS University 61

MATS University 61 collections, and facilitating collaborative scholarship compels ongoing innovation in this rapidly evolving field. Archival decolonizing reflects a continued attempt to reckon with the significant ways that genealogies of colonial power have structured manuscript collections, institutional practices, and systems of knowledge production. Colonial archives were constructed as instruments of governance, in which the practices of record-keeping were designed to tokenize, dominate, and economically exploit colonized territories and populations,

resulting in bodies of collections that detailed colonial views while marginalizing indigenous perspectives except through the distorting lens of administrative classification. Arguably, the location of colonial records in metropolitan centres far removed even from the communities they document will also serve to reflect and reinforce power imbalances, requiring formerly colonized peoples to navigate geographical, financial, linguistic and bureaucratic barriers in order to access their own historical documentation. Colonial archives misrepresent indigenous concepts, relationships, and structures of knowledge through Eurocentric systems of classification, terms, and hierarchies, which are inscribed and articulated throughout archives and their descriptive practices. Modern decolonial frameworks respond to these legacies with panoply of move, in often complementary ways. Repatriation efforts focus on returning original documents or digitized copies of the source communities, viewing documentary heritage as cultural patrimony that exceeds its value in research. When working on description the involvement of source communities can lead to more culturally appropriate metadata, terminology, and contextual information, reflecting indigenous perspectives and knowledge systems. Digital reunification initiatives rely on technology to re-establish virtual reconstructions of collections separated into different repositories through colonial administration and to create more allinsehendensdokumentarischerLandschaften, maintaining respects for the existing physical custody arrangements. Community-based archiving projects foster the formation of new collections in the hands of indigenous communities and other historically marginalized groups, tracing contemporary experiences while attempting to fill historical gaps. New access Source Material OnArchival Manuscript MATS Centre for Distance and Online Education, MATS University 62 protocols are entered by applying indigenous knowledge governance principles that acknowledge cultural restrictions on specific materials but still allow appropriate access for research. Critical cataloging practices with an awareness of colonialism as the context of document creation and acquisition offer crucial context for interpretation within descriptive systems. Educational initiatives develop archival literacy and research skills in historically marginalized communities, enabling engagement with documentary heritage that has been frequently beyond reach. Such decolonial approaches demonstrate that decolonization is not merely a question of practicing more inclusive processes but, rather, entails a radical reimagining of the power relations, epistemic frameworks, and institutional arrangements integral to the formation of archival collections and practices since their inception. Ethical (re)use and repurposing of archival manuscripts has gained attention among researchers, archivists, and communities, with critical discussions of access, use, representation and responsibility in the use of documentary

critical discussions of access, use, representation and responsibility in the use of documentary heritage. Personal papers and sensitive documents of institutions also inject privacy issues into the equation when balancing public access with protection of individuals who, in many cases, may not have expected to find their private communications available for public scrutiny, including in the case of medical files, personal correspondence or materials documenting vulnerable populations. The issue of consent arises in situations where manuscripts chronicled communities or individuals who had little agency over the production or survival of records that pertained to them, presenting questions about whether modern research investigative practices replicate past power dynamics or whether it is possible to interact with such records in a manner that is mindful of post-mortem dignity. Cultural protocols that shape appropriate access to and use of traditional

knowledge, sacred materials, and community documentation vary from group to group, and scholars must be sensitive to these protocols even when they diverge from Western academic conventions of ready access and unlimited inquiry. Legal and ethical obligations stemming from copyright and other intellectual property considerations must also be accounted for, especially regarding newer Preservation, conservation of Museum and Archeological MATS Centre for Distance and Online Education, MATS University ⁶³ manuscripts, whose creators or estates may still hold the rights restricting reproduction, publication, or digital presentation. Difficult questions about algorithmic bias and the shifting nature of scholarly expertise, and the tension between the interpretive power of computation and the explanatory power of scut work. Integrating perspectives from multiple disciplines (including the humanities, social sciences, and the natural sciences) allows for more holistic approaches to studying manuscripts not only as textual witnesses to history but as material artifacts that help to answer questions related to production methods, circulation of texts, and questions of authentication techniques from fields as diverse as genetics, chemistry, and data science invite new insights into the study of evanescence, even the pursuit of quantification, of early books and documents. Virtual research environments increasingly enable distributed editors to transcribe, annotate, and analyze dispersed manuscript collections on platforms for international collaboration, and establish novel patterns of distributed expertise and collaborative knowledge production. Community-engaged approaches, which actively include stakeholder groups (especially those whose histories have been underrepresented in traditional archives) in collection development, description, digitization priorities, and interpretive frameworks, are transforming both archival practices and the scholarly narratives that emerge from manuscript research. Challenge, sustainability: Long-term preservation of manuscripts, especially physical manuscripts under environmental threat, as well as digital surrogates under threat of technological obsolescence, must be considered along with the long-term conservation plans, funding models, and institutional commitments that transcend short-term project timelines. Extreme weather events, shifting humidity patterns, and rising sea levels threaten manuscript collections around the world due to climate change impacts on archival repositories, and archivists must turn to proactive preservation strategies, emergency planning, and what may be difficult decisions about prioritisation when resources for protective measures are not unlimited. Ethical frameworks for

identification when resources for protective measures are not unlimited. Ethical frameworks for manuscript research are still being shaped, with growing consideration of issues of ownership, repatriation, cultural authority, community consent and Source Material OnArchival Manuscript MATS Centre for Distance and Online Education, MATS University 64 responsibility on the part of researchers both for the materials they study as well as the communities those materials describe. There, these overlapping changes point to a future where research on manuscripts might be brought closer to scholars through the digitization of documents, yet also render that research more multi-focal in its methodologies, as well as its ethics and collaborative efforts potentially providing a great deal of benefits while requiring careful consideration of how manuscript evidence is conceived and the potential meanings attached to the stuffed vaults of the past. Case Studies and Applications of Manuscript Research The Dead Sea Scrolls are one of the greatest manuscript discoveries of the twentieth century and show how archival materials can radically reshape scholarly knowledge of ancient eras and cultural traditions. The scrolls, which were discovered in caves around Qumran along the north-western shore of the Dead Sea in 1947 by

Bedouin shepherds, consist of some 981 separate texts written mostly in parchment, along with some on papyrus and one on copper. Figure 2.1: Manuscript Research Preservation, conservation of Museum and Archeological MATS Centre for Distance and Online Education, MATS University 65 Dating from the third century BCE to the first century CE, the manuscripts include the oldest known biblical texts, previously unknown religious writings and documentary materials that shed light on the diversity of Jewish thought during a crucial period in religious history. The physical state of the scrolls (many were recovered in fragments scattered over the Qumran caves and on the shores of the Dead Sea, which are being painstakingly pieced together) reflects the difficulties of working with degraded manuscripts and the methodological innovations such materials might inspire, such as multispectral imaging methods devised specifically to render legible aged parchment. The conditions of access to the scrolls, for many decades limited to a small number of scholars, shows a clear correlation between the conditions of accessibility and the production of knowledge, while the later wide access, thanks to their complete publication, digital photography, and the creation of online databases, reflects changing attitudes towards accessibility of manuscripts. Contentious discussions of scroll origins, group identity, and literary interpretation reveal the degree to which manuscript study involves abstract theoretical models and disciplinary perspectives, with some scholars linking the texts to Essenes, Sadducees, early Christians, or other second temple Judaism groups. Since the first explorations of the texts that the scrolls contain were published, their contents have transformed understanding of the processes through which biblical literature was transmitted, revealing not only both the remarkable stability of some traditions and significant divergence in others, but also that simplistic narratives of canonical development are no longer valid in the light of the evidence. Newly discovered writings such as the Community Rule, War Scroll, and Temple Scroll have revolutionized our understanding of sectarian Jewish movements, apocalyptic thought, and ritual practices associated with the Second Temple period. The dating methodologies applied to the scrolls palaeographic analysis

... simple preservation and cataloging methods, such as the use of acid-free paper, UV-light, radiocarbon dating, and archaeological contextualization, to name a few serve as exemplary case studies Source Material OnArchival Manuscript MATS Centre for Distance and Online Education, MATS University 66 in the multidisciplinary approaches essential for manuscript research (especially manuscript research that transcends the purely textual study of the manuscripts), yet controversies about these methodologies also illustrate the larger tensions between traditional humanistic approaches to historical study and scientific approaches. The dispute thus demonstrates how scroll collections become entwined with contemporary political contexts, claims of national heritage, and cultural diplomacy through international legal disputes regarding the ownership and exhibition rights for manuscripts. This case study shows how a single manuscript collection has transformed multiple lines of inquiry, while also producing. Preservation, conservation of Museum and Archeological MATS Centre for Distance and Online Education, MATS University 67 Archival management is a multifaceted and intensive process that entails careful scrutiny and devotion to preserving the historical and cultural heritage. What are some of the types of materials they hold? Archival materials may include documents, photographs, maps, audiovisual recordings, digital files, and many other formats, and they are essential primary sources of information for researchers, historians and the general public. These materials need to be acquired, classified, cataloged, and indexed appropriately in order to make them accessible,

usable, and preserve them for the long term. The final chapter provides a comprehensive overview of the core processes that serve as the foundation for archival work by exploring the three pillars of archival management, the methodologies used in vocal and the four main challenges archivists face during archival management as well. Genealogy has the potential to effect change within the archival profession; a profession that has changed drastically from its origins as a little-known support service for historians to a highly developed field of study, with its own theoretical frameworks, professional standards, and best practices. Archivists don't simply store historical documents; they determine what materials deserved to be kept, how they were organized and described and made available to users. The result is certain it will change how Figure 2.2 Archival Material UNIT 4 ACQUISITION, CLASSIFICATION, CATALOGING, AND INDEXING OF ARCHIVAL MATERIALS MATS Centre for Distance and Online Education, MATS University



68 history is documented, understood and interpreted. Archivists are not only custodians, their jobs also mediate between the past and present, connecting historical materials with contemporary users. Their work requires negotiating sometimes overlapping priorities, including preservation needs, access requirements, privacy concerns, legal restrictions, and limited resources. Acquisition is the first critical step in the archival process, encompassing the identification, evaluation, selection, and transfer of materials to an archival repository. It starts with a mission, scope, and collection policy frameworks that should guide acquisition decisions and these documents should clearly outline intentions on collecting and pragmatic drafting. The historical, cultural, informational, evidential or research value of that potential acquisition, its relations to the existing collections, the requirements for its preservation and the resources committed to it must be evaluated carefully by archivists. Figure 2.3: Archival processing Different types of repositories and their institutional context will direct their methods for acquisition. Government records dated 1989 through 2000 are Source Material OnArchival Manuscript MATS Centre for Distance and Online Education, MATS University 69 transfers from government agencies scheduled to come into the government archives anyway there is a legal directive mandating scheduled contributions. University archives might gather institutional records, faculty papers, student materials, and other documentation pertinent to the university's history and activities. Many historical societies and community archives, as well as specialized repositories, may solicit donations from individuals, families, organizations, or businesses related to their collecting scope. Funding acquisitions also must follow a number of steps, including initial research and assessment, donor relations, legal documentation, and materials transfer (whether physical or digital). Preliminary research allows archivists to understand the context, significance and potential research value of materials that archivists may be considering. This could include seeking information from subject specialists, doing a literature review, looking at the materials themselves, and acquiring provenance and custodial history information. This is especially true for repositories that depend on donations. It takes diplomacy, crisp communication and good stewardship if one hopes to build and maintain positive relationships with future potential donors. Archivists should be forthright about what will or will not be done with donated materials, including possible access restrictions, timeframes for processing and preservation measures. Legal documentation via deed of gift agreements, transfer forms, or deposit agreements will govern the terms and conditions by which the acquisition occurs, including copyright status, access restrictions, and desired disposition of unwanted materials, among other important considerations. How do we bring collections into a repository? Once materials are acquired, they need to be transferred to the repository physically or digitally. This includes coordinating shipping or pickup arrangements, ensuring that items are packed and handled correctly to avoid damage, and documenting the chain of custody. At delivery, they are accessioned, which is to say a very basic record of having obtained the material is created, a shelf mark assigned, an inventory of contents made (at least in broad strokes, if not detail), and any urgent preservation issues dealt with. Accessioning gives fundamental intellectual and physical control of Preservation, conservation of Museum and Archeological MATS Centre for Distance and Online Education, MATS University 70 the materials

while they are pending more critical preparation. Digital purchases have their own set of challenges and nuances. Born-digital, or records that are generated and exist only in electronic form, present

unique challenges requiring specific tools, workflows, and expertise to ensure that they can be trusted and remain accessible for the long term. Archivists need to solve the issues of bit preservation, metadata extraction, file format obsolescence, and hardware and software dependencies. Increasingly, digital forensics techniques are used to capture and preserve digital materials in ways that retain their evidential value. Innovative approaches and sometimes additional specialized tools are required to cater for the acquisition of websites, social media content, email and other forms of digital communication. Hybrid collections present more complexity in maintaining intellectual and physical relationships between digitized formats and their analog counterparts. Acquisitions raise ethical questions at every stage. Archivists work within conflicting demands, including privacy, cultural sensitivity, representation, and power dynamics. They need to ask whose perspectives are being preserved, whose voices might be absent, and how decisions about acquisition represent the historical record. * The idea of "archival silences" underscores that what is collected can overshadow what is left out; traditional collecting has often favoured some perspectives over others. Modern archivists have recognized these concerns and are developing more inclusive, equitable, and participatory methods of acquisition. Acquisition decisions are also heavily influenced by resource implications. Repositories must make a thorough assessment of the long-term costs related to processing, storing, preserving and providing access to materials. Limited space, staffing, and funding are likely to require difficult decisions about what can be acquired and what must be declined. Deaccessioning, or the formal removal of materials from archival collections, should in some instances be conducted in order to maximize resources and maintain focus of the collection. However, there must exist careful, transparent, and ethically and/or policy-driven processes for making decisions about deaccessioning. The classification of archival materials is requisite at the end of acquisition phase, when it comes to their organization and management. In Source Material On Archival Manuscript MATS Centre for Distance and Online Education, MATS University 71 contrast to how library classification systems ordinarily group materials by subject, archival classification relies on the principle of provenance, along with the related notion of original order. Provenance = the origins, sources where things come from, you have to keep these different materials separate if they come from different creators etc. Like documents, the original order preserves the arrangement that the creator established, when possible, so it reflects organic relationships between documents and offers insights into how those documents were created, used, and organized. These core precepts separate archival practice from other information disciplines, illustrating how archival materials are contextual in nature. Because archival materials are organized according to a hierarchical model, the organization is often structured from general to specific. At the highest level, materials are appraised and organized into collections or record groups, which constitute records that come from the same creator/source. Subgroups or series that reflect functional categories, types of

materials, or other logical divisions can also be assigned within collections or record groups. Series can contain subseries which can contain other files or folders with the most granular object type being an item. This hierarchical structure enables materials to be described and handled at different levels of detail, permitting both intellectual controls at higher levels as well as item-level access. The classification schemes used by various archives depend on the types of repository, material types, and institutional context. Government archives often set up record group systems

based on the organizational structure of the government itself, with records grouped by agency, department, or other governmental office. Personal papers and manuscript collections may be organized by types of documents, activities, subjects, or date, while maintaining the provenance of an original order where it is apparent. Corporate archives may be working with business classification schemes that are based on functions, departments, projects or types of record. Regardless of the means employed, the classification system must be logical, consistent, and appropriate for the materials to be organized. Organising archival materials is a multistage process starting with a preliminary survey of the materials to have the idea of its content, Preservation, conservation of Museum and Archeological MATS Centre for Distance and Online Education, MATS University 72 context and condition. Evidence for the intellectual structure, such as how natural groupings, relationships, hierarchies etc., are present in the materials. Then, with this structure in mind, the physical arrangement adds containers for the materials that are sorted with this structure in mind. Along the way, archivists face some challenges such as lack of organization or proper labels, mixed formats, preservation issues, and the need to balance processing efficiency with detailed arrangement. In the last few years, the philosophy of "More Product, Less Process" (MPLP) has become popular as a more realistic means of addressing backlogs and promoting collections access. MPLP encourages minimal processing to make materials available in the most efficient way, rather than spending an inordinate amount of time arranging and describing the materials in great detail. This method acknowledges the varying needs for intensity in processing among different collections, where their complexity, value, condition, and expected use are core determinants. MPLP has grown as a philosophy, and continues to be a source of discussion over appropriate balances between processing efficiency and depth of arrangement and description. Building on what had not worked; digital materials, as we anticipate of any library, can present unique challenges to the means of classifying and arranging. When a paper-based system is used, one gets many physical hints at the relationships, such as folder labels, physical proximity, or visual distinctions that may be nonexistent in an electronic records system. A directory structure on a file system may not be able to clearly signify a meaningful intellectual organization. Moreover, the elastic and networkable characteristics of virtual content whether things like web pages, databases or collaboration documents make some conventional top-down arrangements difficult. Archivists have begun to create new strategies and develop new systems (in areas such as content management systems, digital asset management software, automated classification, etc.) to handle collections of the new digital media. The cataloging of AV materials, 3D objects, and other non-textual formats involves specialized knowledge and methodologies

3D objects, and other non-textual formats involves specialized knowledge and methodologies. Photographic found with the photographer, subject, format or chronology, and architectural found with the project, client or Source Material OnArchival Manuscript MATS Centre for Distance and Online Education, MATS University 73 type of building, for example. Sound recordings might be organized by creator, program or date, while artifacts could be arranged according to function, material or provenance. The classification system should enable preservation management as well as user access in all cases. Next to classification, cataloging is the process of creating standardized descriptive records which document the content, context, and characteristics of archival materials. The basics of effective discovery, access and understanding of any archival resources stem from good cataloging. Archival description is multilevel, reflecting the physical and

intellectual organization of materials, and varying levels of description are provided, from collection-level entries to item-level records; the level of detail depends on the value of the materials and the resources available. Many professional standards inform archival description, encouraging consistency, interoperability, and best practices. In the United States, we have Descriptive Standards for Archival Cataloging (DACS), in Canada we have Rules for Archival Description (RAD), and internationally, we have the International Standard for Archival Description (General) or ISAD (G) which inform the structure for archival descriptions. These provide the minimum aspects of description such as title, date, extent, creator, scope and content, biographical or administrative history and access points. They also set rules for how information must be recorded, formatted, and presented. Encoded Archival Description (EAD) is a standard for encoding in XML archival finding aids to aid in exchange, publication, and integration into online discovery systems. In an analogous manner, Encoded Archival Context (EAC) is an encoding standard for description of the agents responsible for archival materials, facilitating supporting the creation of strong authority control systems and context registries. Although the RDA standard is more directly relevant to library cataloging, it does affect archival description, especially for published materials contained within archival collections. Within the larger context of archival science, finding aids are the principal means to find and navigate collections. Complete finding aids generally contain collection-level information regarding the title, dates, extent, creator, administrative or biographical history, scope and Preservation, conservation of Museum and Archeological MATS Centre for Distance and Online Education, MATS University 74 content note, and access. They also often include published content that may help you locate items, such as series descriptions, folder lists, box inventories, or item-level descriptions, depending on how processed the collection is. Access points (i.e., subject headings, personal and corporate names, geographic locations, genre terms) may be included in finding aids that support discovery through related concepts. Other elements might include acquisition information, processing notes, related materials, and extensive container lists. Finding aids are developed through multiple applications, starting with input on the collection itself via close attention to the materials, research on the creator or context, and consultation of pertinent documentation. Next is arranging the information according to descriptive rules, writing up the elements of the finding aid, and verifying the

according to descriptive rules, writing up the elements of the finding aid, and verifying the information for accuracy, consistency, and completeness. The finding aid is subsequently published or provided to users through online catalogs, archival information systems, institutional websites or printed guides. This approach is distinct from library subject analysis in that it looks at the collection as whole rather than specific items and prioritizes the context and provenance of materials instead of just their subject-derived content. Subject terms are usually mapped at the collection level, though more granular terms may be leveraged at the series or subseries level. The depth and specificity of subject analysis will reflect the significance of the materials, anticipated user needs, and available resources. Controlled vocabularies help ensure consistency and specificity in archival description. Subject heading systems, such as the Library of Congress Subject Headings (LCSH), thesauri, such as the Art & Architecture Thesaurus (AAT), name authority files, such as the Library of Congress Name Authority File (LCNAF), and genre and form vocabularies, such as the Thesaurus for Graphic Materials (TGM). Specialized vocabularies can also be applied to specific kinds of resources or fields of expertise, like as medical, legal, or

technical vocabulary. The controlled vocabularies and geographic aggregates you choose and how you implement them will increase the search ability of your archival materials by standardizing points of access that can be consistently searched across collections and repositories. Authority control; The use of Source Material OnArchival Manuscript MATS Centre for Distance and Online Education, MATS University 75 controlled vocabulary to improve the searching and discoverability of people/organization names, subjects, etc. in archival contexts This means establishing compass templates for names of people, families, corporate bodies, and other entities related to archival materials. Authority records would typically contain the preferred form of the name, other forms, biographical or historical details, relationships with other entities, and sources. Combining authority control with archival description increases accuracy in retrieval and promotes relationships between associated collections. It enables managing and accessing digital collections, especially descriptive metadata that describes the content, context and characteristics of archival materials. Some examples of existing metadata schemas are Dublin Core, MODS (Metadata Object Description Schema), PREMIS (Preservation Metadata Implementation Strategies) and METS (Metadata Encoding and Transmission Standard). This framework contains 16 core elements of descriptive metadata, including title, creator, date, format, subject, rights, and others. Administrative metadata also includes management information, such as acquisition, processing and preservation actions. Structural metadata describes the internal structure and relationships of complex digital objects. This is further manifested in technical metadata, which is format specific for the purposes of rendering and preserving digital content. As such, the creation and ongoing management of metadata for digital collections must address issues, including but not limited to: metadata quality; and interoperability between different systems to increase the overall efficiency of the collection whilst supporting larger libraries through scalability when it comes to large collections of resources; and sustainability over time. While there are automated metadata extraction tools that can assist in the singular initial application of basic metadata by

reading through digital files, human review and enhancement is usually needed to ensure accuracy and completeness of the metadata provided. Crosswalks (mappings across various metadata schemas), controlled vocabularies, and application of relevant standards are necessary considerations for the integration of metadata across systems and Preservation, conservation of Museum and Archeological MATS Centre for Distance and Online Education, MATS University 76 platforms. Specialized materials present unique challenges for archival description, with MATS Centre for Distance and Online Education, MATS University 77 different methodologies needed when it comes to processing these kinds of materials. Visual content physical characteristics, visual content, and contextual content description of photographs and other visual materials. For audiovisual materials, technical specifications, content summary and temporal details need to be documented. Special terminology and other requirements can apply to architectural and cartographic materials, for example. Scale information and geographic references. Special challenges exist with electronic records and digital materials, including capturing technical metadata, dependencies, and system requirements. In each of those cases, descriptive practices should be adapted to reflect the unique nature and needs of the material while still being consistent with archival principles on a more macro scale. Descriptive practices will continue to respond and evolve with changing technologies, user expectations, and professional perspectives.

Content management systems and archival information systems have revolutionized the creation, management, and publication of description. Data contributed by users, such as tagging, comments, and annotations, provides ways to expand archival description using different perspectives and subject expertise. There is increasing awareness and acceptance of the need for culturally sensitive description — description that acknowledges biases in traditional descriptive practices, and respects the views and language of the communities represented within the materials. Decolonising archival description is part of the work of addressing power imbalances, valuing Indigenous knowledge systems, and allowing for multiple ways of knowing. Indexing, which involves a method of creating access points that enable discovering and obtaining archival materials, is an essential part of archival management. Indexing builds structures for retrieving information in a systematic manner, so a user may locate pertinent material by subject, by name, by place, or by type or format. Well-structured indexing serves to create a common language between what is known and conceptualised by the creator, the archivist and the user, indicating the usefulness of the collections in question. Finding aids have traditionally employed back of book style indexes, have been provided as card indexes with access by name, subject or chronology and in the case of database Source Material OnArchival Manuscript MATS Centre for Distance and Online Education, MATS University



78 ⁵ indexes that enable electronic access and retrieval. Since the move to online access systems, indexing has largely shaped the archival information system (ais) providing search capabilities and discovery features. Some of the newer strategies, like full-text indexing of digital content and finding aids, can allow researchers to keyword search across their entire collection, while faceted indexing can allow users to filter and refine search based on dimensions like date, format, subject, or creator. The process for selecting index terms includes consideration of the content and context of the materials, expected user needs/research interests, and archival community norms and standards. Through concept analysis, one can draw the major topics, themes, entities, and their relationships embedded in the materials. Term selection consists of finding the right word or concept to represent these ideas, taking vocabulary from controlled vocabularies whenever possible. Effective retrieval of similar documents about the same topic by obtaining consistent results also demands strict guidelines and practices (think of index terms) for the assignment of index terms. Controlled vocabularies consist of approved terms and keywords used for indexing and grouping to ensure thorough and accurate submission and review. For example, general subject heading systems such as LCSH provide hierarchical lists of terms that encompass a broad array of topics. Thesauri, such as AAT, are specific to area(s) of knowledge and contain structured terms and the relationships between them. Such files establish authorized forms of personal, family, and corporation names. Genome and shape vocabularies relate to the variety or classes of fabrics according to their purpose, style, or tangible components. The choice and implementation of controlled vocabularies vary by materials, institutional practices, and user needs. How deeply indexed and at what level of specificity will depend on how important the materials are considered, expected usage habits, and resources available. Descriptive and In-depth Indexing Also Called Exhaustive Indexing Exhaustive indexing means trying to represent all important concepts in the material so that there are multiple access points for extensive retrieval. Selective indexing concentrates on the essential or defining features of the materials, emphasizing the depth in some areas versus coverage breadth. Preservation, conservation of Museum and Archeological MATS Centre for Distance and Online Education, MATS University 79 Broad versus narrow indexing the level of specificity you use in indexing a category versus a specific term will affect the precision and recall of your search results. Finding the right balance takes an understanding of both the materials and the needs of potential users. Indexing various types of archival materials may have special considerations. Collections of photography and visual materials may need to index visual material (what you see) and physical attributes (format, process, etc.). Though audiovisual materials can present challenges because the content occurs over time and has to be considered as both subject matter and markers of time, Footnote 23 the territory of audiovisual resources expands possibility. Because maps and geographic resources present unique challenges for indexing spatial information, including place names, coordinates, and geographic features, their content requires specialized approaches. For digitized collections, an automated indexing approach to the records can be beneficial (including full text indexing, named entity recognition, and concept extraction), although this will tend to need a human factor to work through the index and enhance it. Why cross-references and syndetic structures should receive priority in indexing

systems. Some examples include “see” references that link from variant forms to preferred terms, “see also” references that link to related materials or concepts, broader/narrower term

relationships that indicate hierarchical and associative relationships that link conceptually related terms. Such structures assist users in browsing the content on the index level, finding relevant materials, and narrowing their searches through semantic relations. User-generated indexing has been an area of increasing interest in recent years, which is aimed at utilizing the knowledge and viewpoints of users to improve access to archival materials. These can include social tagging, in which the public attains ownership over archival material by applying their own terms to achievable content, crowd sourced transcription (making handwritten or any other non-machine-readable material searchable) or crowd-sourced identification of individuals, places or events in visual materials. These approaches can supplement traditional indexing methods, while adding more diverse opinions and specialized knowledge that may be lost in formal descriptive techniques. Indexing in the digital environment is different Source Material OnArchival Manuscript MATS Centre for Distance and Online Education, MATS University 80 from indexing in several ways. How archival descriptions are constructed, and what terms are included in them, reflect the SEO considerations that impact how findable records are in online search results. You can consider Linked data approaches as a leap from a traditional style of indexing to a schema-rich model where entities, concepts, and relationships are explicitly defined and linked across different data sources. This allows for richer integration of archival information with semantic web resources. Methods such as natural language processing and artificial intelligence technologies are being employed in a growing number of contexts to automate the process of generating descriptive metadata from textual content, through named entity and topic extraction, automated indexing and understanding. These approaches have potential to improve the range of possibilities and efficiency but also have challenges associated with accuracy, bias and quality control. Ethical considerations of indexing relate to representation, terminology, and power. Traditional indexing vocabularies might have obsolete, pejorative, or culturally insensitive terms used to index content that misrepresents or marginalizes people. And this has led to some growing awareness over the work to do to foster indexing practices that are inclusive and respect other perspectives and experiences. Ethical indexing is about engaging with established vocabularies, consulting the affected communities, and evolving and changing the terminology to reflect emerging understandings. Transparency also entails indexing decisions, including documenting the rationale behind term selection and discussing limitations, helping users to understand and evaluate the discovery pathways provided. The steps of recording, organizing, arranging or indexing are also inseparable to those of archival management collection stewardship. These processes are interconnected and mutually reinforcing, with decisions in one area influencing practices in others. Classification approaches are affected by decisions about how materials will be acquired; the types of materials acquired and the extent of acquisition determine arrangement approaches. The hierarchical framework provided by classification so informs the cataloging practices of descriptive

record practices. Cataloging, in turn, facilitates indexing by pinpointing the concepts, names, and relations that need Preservation, conservation of Museum and Archeological MATS Centre for Distance and Online Education, MATS University 81 their own access points. Indexing aids in accessibility to catalog records because it supplements the paths to information. These tools contribute to the interconnection of these systems, meaning that everything can be managed in one place from the archival lifecycle. These systems generally provide modules for accessioning,

arrangement and description, digital object management, authority control, and online access modules. They help in managing workflows, monitoring the movement of materials through various stages of processing, as well as offering reporting and analytics functions for collection analysis and planning. This forms the fundamental infrastructure for archival management, where the archival information systems act fully integrated with preservation management tools, digital repositories, and discovery interfaces. When mapping out these interdependent procedures, workflow planning and resource allocation are key factors to consider. Repositories should assess on a case-by-case, collection-by-collection basis suitable processing levels for different collections based on their research value, complexity, condition, and projected use. The baseline processing provides basic access intellectual and physical control (logical organization of material) over all holdings, while more intensive processing provides detailed description for access to select significant or complex materials. So you have processing metrics tell you how much time it twittered through different activity. The phrase “collections as data” acknowledges that archival materials and especially those digitized and made available online, can serve not just the ends of traditional historical research but also computational analysis, data visualization, and other data-intensive queries. Such a view extends to how one acquires, organizes, describes, and makes accessible material. But what are the perceptions of archival management practices in the world, that is, outside the boundaries of the United States? European archival traditions, grounded in a millennial recordkeeping tradition, tend to stress the principle of respect des fonds (respect for provenance) and the historical and legal context of records. Cultural and administrative traditions in East Asia lead to archival practices that differ radically from those in the West as they relate to organization Source Material OnArchival Manuscript MATS Centre for Distance and Online Education, MATS University 82 and description. Indigenous and community-based archives are creating culturally prominent methodologies that honour knowledge that is traditional, highlighting community control, culturally aligned access protocols and recognition of diverse ways of knowing and remembering. Global standards and cooperation allows for the exchange of ideas and best practices across different cultural and archival traditions, while realizing respect for cultural contextual differences. Ongoing advances in technology are shaping archival management practices. Digital file systems and archives use secure storage environments to preserve electronic records and digital materials, with strategies for preservation like format transformation, emulation and bit-level preservation. With flexible tools for creating, managing, and publishing archival descriptions and digital objects, content management systems can provide these other functionalities. Application programming interfaces (APIs) help systems integrate and provide

functionalities. Application programming interfaces (APIs) help systems integrate and provide opportunities for novel applications of archival data. The emergence of the semantic web and linked data approach expands opportunities for joining archival data with other knowledge and enhances multi-source context and discoverability. We are seeing more user-centered design principles implemented in archival management practices, with increased focus on users' user experience with finding aids, digital collections, and discovery systems. These include usability testing to assess and enhance user interfaces, and user studies to explore research habits and requirements, as well as the build out of more intuitive and responsive discovery tools. This conceptualization of "archives in the wild" reflects the reality that not only do users encounter and engage with archival materials in a wide variety of contexts in social media, in education materials,

in creative projects, etc. The approach is more open to diverse means of both description and access. Questions of ethics touch every area of archival management because decisions about what is kept, how it is described, and who gets to see it have deep implications. These include concerns surrounding privacy and confidentiality particularly those working with materials that are personal or sensitive in nature, as well as cultural sensitivity and appropriation when the materials relate to, draw from, or otherwise engage Indigenous, marginalized, or vulnerable communities, Preservation, conservation of Museum and Archeological MATS Centre for Distance and Online Education, MATS University ⁸³ and questions of representation and inclusion within collecting, description, and access practices. "Archival silences" means there are moments/events that do not exist in history archives because they have not been collected or preserved or made accessible. On contemporary archival ethics, there are calls for transparency, accountability, and a focus on prejudice and omissions in history. Now in this post, I will tell you about future of archival management. But the use of machine learning and artificial intelligence techniques provides new opportunities for the automating elements of processing, description, and indexing, albeit with critical implications for accuracy, bias, and human review of the material. This shift towards participatory archiving acknowledges the valuable contributions of marginalized voices and promotes collaboration between communities and institutions to better reflect society's complexity. This inclusive approach to the post-custodial archive challenged traditional custody-based models, positioning archival institutions as stewards and collaborators rather than holders of artifacts. This is especially applicable to collections based in the community, culturally sensitive materials, and international partnerships. Another factor becoming more of a concern in archival management is environmental sustainability, which pertains to the ecological footprint of preservation methods, digital storage, and archivist physical spaces. Archivists' professional education and development is an area that remains flexible as technology, methods, and ethics reshape our work. In addition to traditional skills in arrangement and description, core competencies for archivists now encompass expertise in digital preservation, data management, cultural competency to work with varied communities, and advocacy skills to communicate the worth and impact of the archives. Workshops, conferences, online courses, and write-ups in professional literature serve to give archivists the means to develop and maintain these

professional literature serve to give archivists the means to develop and maintain these competencies. Interactions with interdisciplinary perspectives, including but not limited to digital humanities, data science, information technology, and cultural heritage management, augment archival practice through a multiplicity of methods and viewpoints. Source Material OnArchival Manuscript MATS Centre for Distance and Online Education, MATS University 84 This means that all these processes, the acquisition process, the classification process, the cataloging process and the indexing process go hand in hand and work in such a way that all of them together form the basis to managing an archive well. These processes have changed with time, as are the technologies, or expectations of end users, or professional mindset. They are still driven by fundamental tenets like provenance and original order, but they have added new strategies for addressing digital challenges, advocating for diversity, and embracing wider accessibility. Through their work in facilitating these processes, archivists play a pivotal role in helping preserve our collective memory, paving the way for historical research, and securing access to the many voices and experiences of the past for future generations. In the years to come, archival practice will

continue to adapt to technological advancements, evolving ethical frameworks, and a more nuanced understanding of the social, cultural, and political imperatives surrounding memory and recordkeeping. The imperative to document, conserve, and make available for use evidence of human activity in forms that are meaningful, responsible and respond to the needs of varied communities and users has not changed. In the future, archival management will be marked by increasing synthesis of electronic and paper methods, collaborative and participatory practices, and a broadening view of the archival mandate that includes active involvement in issues of social justice, historic accountability, and cultural representation. The Archives as Memory Most organizations do not leave archival frameworks to chance, as their archives are part and parcel of how societies are understood how societies understand their past, make sense of their present, and envision their future. It is the responsible and ethical stewardship of archival materials through careful acquisition, subject classification; cataloging and indexing that will secure the future access of generations to come to this cultural legacy in a way that is meaningful and pertinent.

Preservation, conservation of Museum and Archeological MATS Centre for Distance and Online Education, MATS University 85 UNIT 5 MICROFILM AND MACHINE READABLE RECORDS OF ARCHIVAL MATERIALS The evolution of storage and access of archival records has described an arc primarily chiselled by advances in technology; microfilm and machine readable records were two of the greatest breakthroughs in archival science. Microfilm was invented at the turn of the twentieth century and offered libraries a way to preserve large quantities of documents in a compact form, while machine readable records developed alongside the evolution of computing technology and opened new doors for the storage and retrieval of archival information. Although it is dealt with separately from its 'machine readable' counterpart, a discussion of the archival characteristics of microfilm, along with its deployment in an archival context, must also account for its historical evolution, technical specifications, challenges to preservation, and access and storage implications for the future. Any archivist, historian, information professional and researcher

that engages with archival materials through any discipline must comprehend these technologies.

Figure 2.3: Microfilm and Machine Readable Records of Archival Materials Preservation, conservation of Museum and Archeological MATS Centre for Distance and Online Education, MATS University ⁸⁶ Historical Development of Microfilm Technology Although we have the origins of microfilm in the early 19th century, it was not until the 20th century that it became widely adopted as an archival medium. The first microfilmed document was made in 1839 where John Benjamin Dancer, an English scientist and inventor photo-reduced a page to a microscopic size. But that early experiment was mostly a curiosity, not a practical application. The real advent of the microfilm happened at the beginning of the 1900s when commercial properties developed, with significant uses being for banking records and business files. Many archival institutions were able to extensively adopt microfilm during the time between the World Wars. Libraries and archives especially in the United States and Europe started to realize microfilm's worth for preservation and space conservation. The Library of Congress opened its first microfilming operation in 1935, an important institutional affirmation of the technology. The use of microfilm very well positioned it as the technology to transmit sensitive documents during World War II, which only helped further spur advanced technological innovations and write its place as a reliable format to hold important documentation. The golden age of microfilm in archives was during the post-war period. Ambitious

microfilming efforts preserved newspapers, manuscripts and government records. The United States National Archives and that of many states and universities embarked on extensive microfilming programs. Other projects developed at an international level, such as UNESCO advocating microfilm as a solution for preserving cultural heritage materials in developing countries. By the 1960s and 1970s, microfilming emerged as a standard preservation practice across most significant archival institutions around the world. As interest in microfilm grew, standards for its creation, storage, and access were developed. Organizations such as the American National Standards Institute (ANSI) and the International Organization for Standardization (ISO) set out specifications for film quality, reduction ratios, and processing methods. These standards ensured that microfilmed material would stand the test of time and be usable, while bringing consistency among various institutions. Source Material On Archival Manuscript MATS Centre for Distance and Online Education, MATS University ⁸⁷ Standardizing microfilm practices marked a major step in the professionalization of archival preservation.

Technical Aspects of Microfilm Microfilm was originally based on simply photographing reduced image of documents to film. The process usually uses high-resolution cameras to take photos of original materials and imprint them onto silver halide film at large reduction ratios, often 10:1–72:1. This reduction leads to considerable space savings, a major concern for archives with limited physical storage capacity.” While the 35mm format was more suited for large materials e.g., newspapers, while the smaller 16mm was better suited for correspondence, reports, and other standard-sized documents. Film types were determined by their intended use and desired shelf life. The most prevalent types were silver halide, vesicular, and diazo films. Silver halide, although

pricier, provided better image quality and was more stable in the long term, which was why they were the medium of choice when it came to archival master copies kept for preservation purposes. Sometimes less expensive vesicular and diazo films were reproduced as distribution or access copies, but not preserved for archival use. That an institution must preserve two types of copies, preservation masters and access copies, became the norm, an agreement that allowed big institutions to preserve the integrity of master films and still allow research access. Microfilm readers and reader-printers were necessary equipment for the microfilmed material. These devices enlarged the reduced images to readable size, while reader-printers also offered the ability to print paper copies of selected frames. During the second half of the 20th century, more advanced readers were introduced to improve user experience with features such as motorized film advancement, automatic centering of image, and improved optics. However, essential pieces of equipment were both expenditure for institutions and a possible hindrance in access to users not familiar with the technology. Microfilm technical quality is determined by several important factors. Resolution how many line pairs per millimetre were recorded determined how much detail was captured and therefore how legible the microfilm would be. Preservation, conservation of Museum and Archeological MATS Centre for Distance and Online Education, MATS University

88 ³⁰ The contrast ratio influenced the separation of the text from the background, which is critical for documents that aged or faded. The film's density, or its ability to absorb light, had to be meticulously calibrated to guarantee accurate image reproduction. These technical specifications necessitated the dedication of specialized technicians and equipment in order to realize the best results, a key element in the reasons behind the institutional acceptance of microfilming programs. Preservation Considerations for Microfilm Microfilm's enduring status as a preservation medium was primarily based on its longevity when made and stored correctly. Silver halide microfilm, developed to archival quality and stored under proper environmental conditions, was expected to last at least 500 years—far longer than most paper documents, especially those printed on acidic paper after the middle of the 19th century. This increased lifespan made microfilm an appealing way to preserve newspapers, manuscripts, and other fragile items that were in danger of deteriorating. It was also crucial to meet proper storage conditions to achieve the potential longevity of microfilm. Best preservation demanded regulated temperature (preferably under 70 °F/21 °C for black and white film) and comparative dampness (30-40%). Dust, pollutants and physical damage were kept at bay by special storage containers, typically constructed from non-reactive materials like inert plastics or aluminium, which protected films. Many institutions built specialized climate-controlled vaults to house their microfilm collections, and these represented substantial investments in preservation infrastructure. Beginning in the 1980s, the spectre of "vinegar syndrome," a chemical degradation process that affects acetate-based film and releases acetic acid and a pizza-like smell, became a serious preservation issue. Once this condition is started, however, it moves quickly and may jump to adjacent films. This threat's recognition led many institutions to convert older acetate-based collections to polyester-based film, which is more chemically stable. Microfilm repositories routinely used acid-detection strips for early detection of degradation. Microfilm preservation certainly offered some benefits, Source Material OnArchival Manuscript MATS Centre for Distance and Online Education, MATS University ⁸⁹ yet it also came with ascertain drawbacks. Inevitably, there was some loss of detail in the reduction process compared to original documents, especially for materials containing fine print, complex illustrations, or subtle colour variations. Though color microfilm could be produced, it was more expensive and less stable than monochrome, thus the majority of archival microfilming was done in black and white, despite the appearance of the original item. Such limitations meant that the process of microfilming sometimes required a trade-off between comprehensive preservation and logistical feasibilities. Machine Readable Records: Definition and Early Development Machine readable records are information stored in formats intended for machine processing, a key transition from human-readable to machine-readable information. The early forms were developed in the mid-20th century in conjunction with early computing systems, and had similar physical manifestations, such as punched cards and paper tape. Such formats pioneered the automated processing of information, but they also demanded specialized devices to produce and access the resulting records, which constrained their availability outside particular institutional contexts. Magnetic storage media were introduced in the 1960s and 1970s; this included magnetic tape and later magnetic disks for machine readable records, marking a major development. They

provided dramatic volume expansion in storage and faster data readouts than punched card systems. Government agency census bureau's and tax departments became early adopters

generating huge datasets of administrative information. This was new territory for information professionals, who were accustomed to managing documents, not encoded data. Standardized data formats were important for machine readable records to evolve. Early format standards, such as EBCDIC and ASCII established conventions of character encoding, allowing more consistent information exchange between different systems and applications. The creation of these standards was also a realization on many experts' part that preserving digital information would be more than just ensuring the safety of physical media; it would also require maintaining logical structures. Preservation, conservation of Museum and Archeological MATS Centre for Distance and Online Education, MATS University 90 of data organization. Archival institutions, however, have approached the risk of machine readable records with caution. It was true that rapidly evolving technologies implied a consistent risk of becoming obsolete quickly; meaning that archiving it in its original form was a questionable exercise. In addition, most archivists lacked technical expertise in computer systems, and their training was focused on handling paper documents. Nevertheless, by the late 1970s, some leading archives have begun developing policies for actively acquiring and prior access to machine readable records, as they recognized their growing importance as primary source materials documenting contemporary societies. Optical media, such as CD-ROM, still in use today, also came along in the form of DVD and later, Blu-ray discs in the 1980s and 1990s to archival collections. These media provided random access functionality and greater durability over magnetic tape, but the physical longevity of some proved less stellar than hoped. Optical discs were especially popular for the distribution of digital collections to researchers and similar institutions, taking advantage of a relatively stable and standardized access format during a time of rapid technological change. Hard disk drives and solid-state storage are relatively new additions to the archival digital storage toolkit. These technologies provide drastically higher access speeds and capacity, allowing for more advanced retrieval and analysis of large datasets. The declining price of these technologies has made them progressively more feasible for archival storage. But questions about the long-term stability of storage devices and about the energy demands of systems that must be always available have remained important issues for stable, permanent archival preservation. There are now hundreds of file types that can be related to digital archival materials, many of which have been designed specifically for a particular content type. Text-based materials could be stored from just raw ASCII to structured formats like XML or PDF/A, image-wise from simple bitmaps to compressed forms (like jpeg) to lossless forms (like TIFF, which are typically the first choice for archival preservation since they are non-lossy). Audio and video were especially problematic, as a slew of proprietary and open formats battled for supremacy in archival environments. Source Material OnArchival Manuscript MATS Centre for Distance and Online Education, MATS University 91 Evolution of Digital Storage Media and Formats Machine readable records exist so deeply embedded in certain technological ecosystems that the basic preservation

challenge for such records is one of finding ways to replace constituent parts of these ecosystems over time. Unlike microfilm, which, despite being archaic in its complexity, still needs relatively straightforward optical equipment to access, digital records typically need to go through complex systems of hardware and software to become accessible. Such dependencies render preservation co-dependents on the existence of environmental conditions, with multiple layers of failure potential from media to software to hardware. Various types of digital storage media deteriorate

physically over time, depending on composition. Magnetic media degrade due to signal loss (bit rot, or magnetic field decay) over time. Optical media suffer degradation of reflective layers and substrate materials. Even contemporary solid-state storage degrades as electrical charges gradually leak out of memory cells. These physical processes function independent of the use of the stored digital media, and therefore stored digital media degrades over time, losing information integrity even in optimal storage environments which is a fundamental difference from microfilm, which is stable for hundreds of years when properly stored."Format obsolescence is arguably the most characteristic preservation issue for machine readable records. As computing technologies advance, legacy file formats and encoding standards become unsupported and, over time, their software applications become unreadable on modern systems. The obsolescence can lead otherwise intact digital files to become inaccessible if the technical specifications or software to understand them also cease to exist. The speed of technological development has, at times, led to relatively recent digital formats sitting out in the cold without a compatible system on which to open them. Hardware obsolescence adds to the problem of format, as several machines become redundant over decades. Archives containing 5.25-inch floppy disks, Zip disks, or obscure tape formats may still hold intact media but lack the hardware to read it. There are several challenges; parts availability, lack of experienced staff who can support legacy hardware, and physical space.

Preservation, conservation of Museum and Archeological MATS Centre for Distance and Online Education, MATS University 92

Many computing technologies have very short commercial lifespan, and as a result, they are often naturally obsolescent even before natural media deteriorates. Preservation Challenges for Machine Readable Records This migration is one of the most widely used forms of digital preservation, through which information is moved from obsolete to current formats. Such migration is an ongoing imperative, where each new generation of technology triggers yet another migration cycle. This process risks losing information or altering it during the conversion process (particularly for complex file formats with lots of specialist features). However, migration has the benefit of keeping records in modern formats supported with current technology with user level expectations and repositories capabilities. Emulation, on the other hand, provides a different approach by simulating the original technological environment that is required in order to access obsolete formats. This strategy is to write software that replicates the behavior of old systems so that the original files can run on modern hardware in their native format. Emulation retains the look, feel, and functionality of original applications, and involves a closer fidelity to presenting how materials were experienced in their original context. However, emulation requires a significant level of technical expertise and investment in resources to create and

requires a significant level of technical expertise and investment in resources to create and maintain, which can make this approach difficult for many memory institutions to do on their own. Specialized preservation file formats and the development of them is another strategic response to digital obsolescence. Formats that have reached such levels of robust documentation, widespread use, and reduced reliance on proprietary technologies have been designated archival standards, including PDF/A (documents), TIFF (images), and WAV (audio). These types of preservation formats deliberately preserve all information, and can prioritize capturing all of the technical details, but the size of the files and the inefficiencies of compression are often less relevant than the long-term resilience against change. These challenges led to the emergence of distributed preservation networks as institutional responses to the scale and complexity of the

digital preservation challenge. Arrangements such as LOCKSS (Lots of Copies Keep Source Material OnArchival ³⁰Manuscript MATS Centre for Distance and Online Education, MATS ²⁷University 93 Stuff Safe) and digital preservation alliances create duplication of storage at multiple institutions, reducing the possibility of catastrophic loss from any one point of failure. Such collaborative approaches share both the resources for preservation and the expertise to juggle complex digital collections, a more sustainable system than what most institutions could support individually. Digital Preservation Strategies Microfilmed materials have traditionally only been accessible in person at the institution holding the films or their proper reading equipment. Researchers had to learn how to use specialized microfilm readers, hunt through finding aids to find relevant reels, and take care to avoid physical soreness from long periods of viewing. The interlibrary loan programs that opened access by sending films between institutions did so under a distribution model rooted in physical location and specialized equipment forms of access that were significant obstacles in comparison to born-digital or digitized materials available with an internet connection. Digital notes bring novel benefits for remote use, allowing researchers to consult materials from any location with internet access. The wider availability of digitized material has changed the nature of research and democratized access to materials that, until recently, were only accessible to scholars with adequate travel budgets to access physical archives. This allows for search features within the digital text through automated tools, vastly improving discovery capabilities: it becomes possible to detect relevant information that may have been missed in analog formats where researchers would have to flip through pages of information. Comparing Access Considerations: Microfilm vs. Digital Records Access to microfilmed materials traditionally required physical presence at institutions housing either the films or appropriate reading equipment. Researchers needed to but digital access creates new kinds of inequality. The “digital divide” limits access for individuals and communities with no reliable internet connections, up-to-date computing hardware, or digital literacy skills. Proprietary platforms and subscription-based access models create financial ³⁰Preservation, conservation of Museum and Archeological MATS ²⁷Centre for Distance and Online Education, MATS University 94 hurdles that can keep independent researchers and those working at lower-funded institutions out of the system. These access disparities also pose significant questions about the audience for digital archives and whether

disparities also pose significant questions about the audience for digital archives, and whether technological progress is an unqualified positive in the effort to provide equitable access to cultural heritage materials. Impact of Extent of Use on User Experience: Microfilm vs. Digital Formats Digital interfaces allow for a much freer exploration of content, as well as deeper manipulation and analysis of that content. Text searching, image enhancement, and the ability to annotate directly on the image provide powerful tools for scholarly investigation. But the mediated nature of digital access where the content is encountered through layers of software interpretation, rather than a raw view, can obscure important material features of original documents that might be better retained in photographic representations like microfilm. Legal and Ethical Considerations Microfilm and digital formats differ greatly with regard to copyright considerations, needing separate readings. Microfilming as a photographic process entailing a finite number of physical copies typically raised fewer legal problems than digital reproduction, which has the power to create unlimited perfect copies and distribute them worldwide. Many archives developed microfilming programs in the name of fair use or preservation exceptions, while it is more common for the

digital reproduction of material, especially for items published after 1923, to require more explicit permissions or licensing agreements. In the digital environment, private information has become far more easily discoverable via search functions and potentially more broadly disseminated through online access, and privacy concerns have mounted. And information that was all but obscure in microfilm collections the information is theoretically available but rarely accessed may be exposed to orders of magnitude larger audiences when digitized and made searchable. Archives have employed several strategies to reconcile such tensions, including redaction, embargoes on sensitive materials, and tiered access systems allowing only certain types of Source Material OnArchival Manuscript MATS Centre for Distance and Online Education, MATS University 95 content to be accessed by certain authorized researchers. The same challenges exist across formats for both authentication and provenance verification. That same physical and chemical make-up made any unauthorized tampering very difficult, and usually detectable; which added to its acceptability as legitimate evidence in legal situations. Digital records, in contrast, are subject to changes that can be made without obvious traces, complicating questions of authenticity. A range of technological solutions have appeared, including digital signatures, block chain verification and forensic analysis tools, although none provide the simple evidentiary clarity that the well-documented processes of microfilm once delivered. If these processes come out with authority microfilm and digital issues between issues of cultural sensitivity, the nature of its generic. Microfilming projects were executed with the historical vision and priorities of their time, often overlooking marginalized communities or replicating problematic organizational schemes without further intellectual scrutiny. At the same time, digital projects opened up opportunities to redress these historical imbalances with inclusive selection, collaborative description with communities impacted, and contextualization of harmful historical materials. However, the increased visibility of digital collections brings with it the potential for inappropriate access to culturally sensitive materials. Institutional Implementation and Challenges Both microfilm and

generally, extensive material investment in equipment and materials, but once your materials were processed, you had relatively predictable long-term costs. Digital preservation, in contrast, usually incurs lower capital capture costs but does require a continued investment to maintain storage infrastructure, perform format migrations, and provide technical expertise. The transition from one-time capital investments to ongoing operational expenses has tested the boundaries of traditional scholarship funding models and budgetary planning

Preservation, conservation of Museum and Archeological MATS Centre for Distance and Online Education, MATS University 96 processes. Requirements for staffing and expertise have changed dramatically with MATS Centre for Distance and Online Education, MATS University 97 technology. Microfilming operations needed some specific technical expertise but in a fairly stable technological environment. Digital preservation presents staff development and retention challenges as the required skills and expertise continuously evolve at an increasing rate across new and emerging technologies. The need to maintain sufficient technical throughput, through loss of technical capacity, has been difficult for many institutions, most notably with smaller archives that lack the budgetary means toward specialized positions or skills training. Ongoing challenges remain over institutional priorities and resource distribution between analog and digital

preservation. They keep hybrid collections with multiple formats, demanding balanced solutions to preservation needs. Deteriorating originals need to be microfilmed; existing microfilm needs to be digitized; born-digital acquisition is on the table; all these tasks are competing for limited budgets. These choices are arguably informed by both practical concerns and a theoretical stance about institutional mission and the relative significance of various types of collecting. Successful approaches highlight that institutional case studies reflect different strategies tailored to context. The British Library's Endangered Archives Programme has been able, depending on local conditions in partner countries, to utilise the preservation of microfilm and digital. In the United States, the National Archives and Records Administration (NARA) have developed strategies to balance large legacy microfilm holdings while transitioning from microfilm to more sophisticated digital preservation strategies. University archives have frequently evolved inventive collaborative models, pooling specialized tools and expertise between institutions to accomplish more holistic preservation than individual efforts would permit. Digitization of Microfilm One major contemporary archival practice is the digitization of existing microfilm collections, which has the potential to improve accessibility while commercializing prior investments in preservation. Several technological solutions have come on the market, from scoring microfilm printout in flatbed, to Source Material OnArchival Manuscript MATS Centre for Distance and Online Education, MATS University



17 98 dedicated microfilm readers that can digitize whole reels quickly and at high resolution. The digitization process varies depending on the original microfilm's condition and technical specifications, meaning that well-shot archival or user copies will inevitably lead to better digital reproductions than badly processed, degraded microfilm. Microfilm digitization quality control problems Your Role; Create Access to Digital Materials 13 are scratches, dust, and other physical artifacts that can be amplified in the digital conversion process. Moreover, frame alignment, skew correction, and uniform illumination must be taken into consideration when scanning. Deskew, crop-and-frame correction, and image enhancement are all post-processing techniques that can greatly increase usability, but the application of each of these should be weighed against the potential of introducing false distortions or artefacts that were not part of the original materials. Striking the right balance between automated processing and human quality control is an enduring challenge for large-scale digitization projects. Optical Character Recognition (OCR) on digitized microfilm has revolutionized accessibility by allowing user searchable text to be generated from microfilmed documents. But the accuracy of OCR varies widely depending on the quality of the images being scanned, the conditions when it was filmed, and the typography of the text itself. Reading historical fonts or those with poor contrast is difficult. Readings of microfilm scratches or defects cause significant reductions in recognition rates. Different kinds of enhancement techniques, from specialized algorithms designed for historical documents to machine learning methods trained on specific sets, have improved outcomes over time, but perfect recognition remains out of reach for many historical materials. Microfilm digitization cost- benefit analysis involves many more considerations than just scanning costs. Although digitization increases access and opens the possibilities for new forms of computational analysis, it raises new preservation needs as well. At the same time, institutions must balance the potential for increased accessibility against the investment needed upfront to convert existing formats as well as ongoing investment to ensure the longevity of any digital files created. 36

36 Preservation, conservation of Museum and Archeological MATS Centre for Distance and Online Education, MATS University 99 17 For some collections, especially those that are little used or of specialized interest, traditional microfilm access may be cheaper than complete digitization and digital preservation. Born-Digital Archives Born-digital materials information produced directly in digital forms, rather than converted from analog originals pose unique archival challenges. Email correspondence, database records, websites, social media posts, digital photographs, and computer-aided design files are only a small cross-section of the different formats now flowing into modern archives. These include complex relationships, dependencies, and contextual information that transcend traditional document boundaries, complicating archival description and organization conventions. Born-digital materials acquisition practices have shifted towards a practice of strategic acquisition, from a reactive-response practice to an increasingly, proactive-collecting one. Web archiving initiatives preserve online content before it is lost, while partnerships with contemporary content creators help capture and transfer digital assets before obsolescence makes access impossible. Here, I mean the systematic capturing of designated network drives or email accounts from affiliated organizations (some institutions have automated the harvesting task); routines computer records

will otherwise be lost through routine deletion or system migrations (for example, obtainable through specification) The workflows for processing born-digital materials usually include a forensic

capture of the disks, quarantine and virus checking, identification of files, metadata extraction, and a taxonomy that creates intellectually coherent collections. Tools like Bit Curator facilitate these processes through automated workflows that preserve documentation of chain of custody and prevent inadvertent alteration of the original bits. The scale of many born-digital collections means that we have more heavily relied on automated processing, but human review is still paramount for identifying sensitive content, assessing intellectual property restrictions, and creating meaningful arrangements. The volume, complexity, and often highly-technical nature of born-digital Source Material OnArchival Manuscript MATS Centre for Distance and Online Education, MATS University 100 materials pose descriptive challenges. Traditional finding aids written for physical collections may poorly represent relationships that are organic to the metadata that are embedded in digital objects. Standards for archival description have expanded to adjust to digital-specific components, and visualization instruments help researchers create mental fashions of assortment buildings and relationships. However, substantive intelligent control of large born-digital collections is a difficult issue, prompting many institutions to investigate computational techniques such as topic modelling and natural language processing to assist human description. Hybrid Preservation Approaches Complementary strategies that utilize the strengths of both microfilm and digital technologies have been embraced by many institutions. Microfilm remains a low tech, proven long-term preservation medium, while digital formats offer better access and analytic capabilities. (For example, some archives would preserve a microfilm masters for preservation purposes and create access copies in a digital format for access.) Some apply different preservation techniques according to the characteristics of the material, institutional priorities, and resources. Distributed digital preservation networks such as LOCKSS (Lots of Copies Keep Stuff Safe) adopt some of the same principles of traditional preservation redundancy practices. These approaches thus minimize development on any one tech stack or dependence on any one organization's commitment by keeping redundant copies across different institutions and geographies. This distributed model echoes traditional microfilm practices where master negatives, printing masters, and service copies were sometimes stashed away in different locations to protect against a catastrophic loss. Risk assessment frameworks assist institutions in developing appropriate strategies for preserving various materials. Common criteria include uniqueness, research value, physical condition, copyright status, and alignment with the institution's mission. This type of assessment may result in varying levels of preservation for materials in the same collection, with the rarest or valuable examples receiving multiple treatments and less important Preservation, conservation of Museum and Archeological MATS Centre for Distance and Online Education, MATS University 101 materials receiving more general preservation approaches. Standardized approaches to risk assessment help provide data-driven and defensible quality assurance on preservation alternatives, particularly when resources are limited. Documentation standards across

preservation formats guarantee that critical contextual information travels with preserved content independent of medium. Microfilm characteristics (reduction ratio, film type, processing methods) are documented by technical metadata, meeting similar needs as digital preservation (file formats, compression methods, and checksum values). In each situation comprehensive documentation makes clear to future users and preservationists how materials were processed and what transformations they might have undergone information needed for scholarly interpretation and

future preservation actions. Future Trends and Emerging Technologies Archival practice is increasingly influenced by artificial intelligence applications, in the case of both digitized microfilm and born-digital records. Machine learning algorithms help optimize optical character recognition for challenging historical texts, and natural language processing enables automated classification of subject and extracted entities. Computer vision techniques can then locate visual elements within digitized images and create novel access points for researchers. These technologies hold great promise for increasing discoverability and analysis capabilities, especially for large-scale digital collections where comprehensive human processing would still be infeasible. Block chain and distributed ledger technologies have the potential to serve as solutions for tracking digital provenance and verifying authenticity. These approaches may bring more confidence to digital preservation systems by generating tamper-evident records of the history of a digital object. There have been a number of experimental projects about applications within called archival contexts, for instance documenting chain of custody for sensitive records or generating verifiable citations for archival sources. As they continue to emerge, these technologies are potential solutions to long-standing concerns regarding digital Source Material OnArchival Manuscript MATS Centre for Distance and Online Education, MATS University 102 authenticity that have challenged the shift from physical to digital recordkeeping. Virtual and augmented reality technologies are starting to change the way researchers interact with archival materials regardless of format. Three-dimensional models of material culture, immersive historical settings reconstructed from archival materials, and augmented displays providing context for primary sources are new archival engagement strategies. This is not to say that there will not be a multitude of differences between physical and digital experiences of historical materials, but these technologies will in all likelihood further hybridize research environments and concepts of scholarship from local evidence to global data. New systems for long-term digital storage are still addressing core questions of preservation. The path of DNA storage research is the encoding of new information in the form of synthetic DNA sequences, and it allows impressive storage density and longevity compared to existing technologies. 5D crystal storage (an optical storage technology) promoter age stability for billions of years. Still experimental, these technologies offer envisioned possible futures in which digital preservation matches or surpasses the longevity for which microfilm has historically been known, potentially alleviating one of the most serious concerns surrounding digital transition. Practical Considerations for Researchers Researching on microfilm requires a very unique skill set that is not consistent with researching digitally. Microfilm organization system which is how frames are usually ordered, often sequentially, with very limited indexing information available, such as being

usually ordered, often sequentially, with very limited indexing information available, such as being able to describe only at a reel level. It is still common to have to find specific content, by having a manual scan of the hundreds of thousands of frames sometimes with the help of target or indexes. Physical microfilm reader machines take some technical competence; users must learn how to load machines, as well as familiarize themselves with focusing and navigation controls. Such barriers to access have historically restricted microfilm research to the serious scholar who is willing to spend time learning powerful but specialized research tools. ³⁶ Preservation, conservation of Museum and Archeological MATS Centre for Distance and Online Education, MATS University ¹⁷ 103 Educational Implications Archival literacy is taught both in a traditional way and digitally. Academic programs in history, library science, and archival studies evolved to address these

issues, expanding curricula to include training on microfilm research techniques as well as digital research methods. Such educational methods acknowledge that researchers deal with materials in different formats over their careers, requiring flexibility in intellectual tools in order to engage with various archival resources. Through integrated instruction, students learn about how conceptual linkages between preservation approaches inform practical skill development, which is necessary in particular, research contexts. Shifted research approaches mirror the wider technological transformations of scholarly practice. Distant reading methods assess patterns in vast textual corpus that close reading methodologies cannot perceive. This process has also opened up new avenues for cultural and social history through computational analysis of digitized historical sources. Collaborative digital archiving platforms empower geographically separated research teams built around shared archival content. Such method innovations both rely on and further fuel the digital transformation of archival resources such that there's a recursive relationship between practices of preservation and practices of research. Digital access has enabled new forms of student engagement with primary sources. Undergraduates who previously had limited access to rare but important materials can now hold them in their hands through digitized hard copy historical documents, and find themselves in positions in which they are conducting authentic research that is more typically left to advanced students and scholars. Archival materials are ever more included within primary and secondary education and accompanied by educational resources produced by archival institutions. These developments both democratize access to historical materials and create new constituencies for archival preservation. Increasingly, professional development opportunities for archivists, librarians, and educators focus on archival knowledge as well as the digital competencies that are so fundamental to its application. These include best Source Material OnArchival Manuscript MATS Centre for Distance and Online Education, MATS University ³⁶ ¹⁷ 104 practices for digital preservation, techniques for computational analysis of archival collections, and MATS Centre for Distance and Online Education, MATS University ³⁶ ¹⁷ 105 outreach to specific communities. Emerging approaches are shared within communities of practice through professional publications, conferences, and online forums. This continual professional development equips information professionals with the ability to adapt to technology that will have obsolete features by the time of its planned implementation all the while

technology that will have obsolete features by the time of its planned implementation, all the while grounding their decisions in immutable archival principles cultivated over centuries of practice.

Case Studies and Success Stories The United States Newspaper Program, which was later succeeded by the National Digital Newspaper Program, is also an example of a large-scale successful implementation of microfilm and digital preservation. Starting in the 1980s, this effort microfilmed millions of pages of newspapers from all over the United States, preserving a comprehensive record of this vulnerable type of publication. Historically, the following step, the digitization process, turned these microfilm collections into *Chronicling America*, a free digital collection that allows full-text searching. This project is an example of effective change in preservation technologies while ensuring continuous access to culturally significant materials. The International Dunhuang Project is an example of collaborative digital preservation of nebulous manuscripts from the Silk Road. Once scattered in institutions around the world, these ancient documents have been digitally brought back together through international cooperation. High-resolution digital imaging picks up details that were often lost in earlier versions on microfilm, and

sophisticated database structures preserve complex relationships between fragments. It also demonstrated the ways in which digital approaches can overcome the limitations of the models of preservation that were dominant before and enable comparative scholarship across national borders that might not be feasible when working only across physical materials or microfilm. Digital humanities projects at universities have also turned microfilmed manuscript collections into interactive research spaces. For example, projects like the Valley of the Shadow at the University of Virginia pulled together digitized historical newspapers, census records, and personal papers to create a ³⁶Preservation, conservation of Museum and Archeological MATS Centre for Distance and Online Education, MATS University ¹⁷106 thematic collections useful in new historical readings of the era of the American Civil War. Through their presentation these projects illustrated how digitization could be used to leap frog resource-poor geographically situated researchers past traditional access layered through microfilmed materials and create a vibrant way to interact with research materials that influenced the subsequent development of many digital archives that illustrated contextual relationships between digitized content instead of perpetually choosing to only reproduce iconic docu- images. Community-based digital archives have emerged as critical complements to institutional preservation efforts. Mukurtu is an example of a project that allows for tailored content management systems to be created in order to share and preserve cultural heritage materials in ways that are appropriate to peoples' own protocols and traditions. Such participatory approaches disrupt established models of archival authority in favor of community control over representation of their own histories. These resulting archives combine digitised historical materials with contemporary, place-based community knowledge into multidimensional archives that overcome some of the limitations of both conventional printed and microfilmed archives as well as more standard digitised repositories. The technological move from microfilm to machine readable records is not just a process change on an individual institutional level, but a process change at the societal level in the way we preserve the documentary heritage as a society

...change in the way we preserve and documentally manage as a society, and how society accesses its documentary heritage. Microfilm set out important principles of preservation making stable, standardized surrogates of vulnerable originals while facilitating long-term access through relatively simple technologies. Digital formats have extended those capabilities, but they have also added new layers of complexity and dependencies. These technologies combined have transformed archival practice, approaches to research, and the way the public engages with historical materials. Microfilm and digital preservation ultimately have the same core archival mission: protecting important information so that it will not become lost to future generations. The technological modalities vary greatly, as do the particular challenges and opportunities, but more Source Material OnArchival Manuscript MATS Centre for Distance and Online Education, MATS University 107 17

Importantly, the overarching professional commitment to preserving cultural memory transcends domain technologies. Successful archival programs are increasingly embracing the idea that format-agnostic preservation principles documentation, redundancy, integrity, authenticity and access continue to apply at points of technological transition. A broad approach to future archival preservation will probably continue to blend various methods that are appropriate to particular preservation requirements, institutional environments, and user groups. There is no standalone technology that will solve all preservation issues. Rather, prudent integration of complementary methods — in some cases retaining the same content in

multiple available forms — affords the broadest possible protection against known and unknown risks to information persistence. This diverse approach recognizes that preservation technologies have histories as well, with strengths and weaknesses that become clearer over time. For scholars, teachers, and the general public, archival materials are being changed from their original state to different formats in an effort to provide new opportunities for discovery, analysis, and engagement with the past like never before. Documents that previously existed only in the hands of niche scholars can now be exposed to the world. These computational tools allow for novel questions and approaches that were impossible in the analog world. These broadened possibilities also open up duties to critically engage with how technological mediation — the must-have of the industry — shapes our experience of the past. A critical sharpened by the awareness of both the revelatory power of different preservation technologies and the limitations of what such technologies can offer allows us then to make the most appropriate and effective use of these remarkable resources to shed light on human experience over time. MATS Centre for Distance and Online Education, MATS University 36



108 UNIT 6 DATABASE AND DIGITIZATION OF ARCHIVES Archives have always been the foundation of our collective memory, storing documents, artefacts, and record that capture human history, culture, and achievement. For centuries, these repositories lived predominantly in physical form papers filed away in folders, kept in acid-free boxes and lined up on shelves in climate-controlled rooms. Figure 2.4 Database and digitization The figure presents a structured mind map of "Database and Digitization of Archives." It outlines the traditional role of archives in preserving historical records and emphasizes their physical form before digitization. Each branch highlights critical components, offering a clear overview of how archival systems functioned prior to technological transformation. Source Material On Archival Manuscript MATS Centre for Distance and Online Education, MATS University 109 Well, the digital revolution has altered the ways in which we think about, structure and access archival materials. One of the most influential paradigm shifts in human history through data is arguably the database and the digitization of various archives, not too dissimilar to the far-reaching effects of the advent of the printing press. Converting physical archives into digital formats entails many processes, technologies, standards and ethical considerations. It is not simply about scanning documents to produce digital surrogates but about installing sophisticated database systems to arrange, preserve and make accessible huge quantities of information. This digital transformation has made historical and cultural materials more widely accessible, meaning that researchers, educators, students, and other curious people can explore collections from the comfort of their home (albeit a home thousands of miles away from the physical ones we might walk into). But it also brings with it new challenges in digital preservation; metadata standards; copyright; privacy; and the digital divide. Figure 2.5: Database and Digitization of Archives The archival digitization process mirrors wider Preservation, conservation of Museum and Archeological MATS Centre for Distance and Online Education, MATS University 110 Enduring resources for generations to come. The technical architecture that underpins digital archives has also changed significantly over time. To begin with, early digital collections were built on rudimentary file systems or simple database management systems that offered only rudimentary search and retrieval functionality. As the size and complexity of collections increased, it became necessary to implement more sophisticated database architectures. The advent of relational database management systems (RDBMS), such as MySQL, Oracle, and Microsoft SQL Server, became a standard foundation for digital archive platforms, as they provided a well-structured way to organize data with defined relationships between different data entities through tables. Content Management Systems for Digital Collections: The Early 2000s in response to the specific requirements of cultural heritage institutions, platforms such as CONTENTdm, DSpace, Fedora, and Islandora were created. These systems provided specialized functionality to support complex digital object functionality, granular metadata management, rights and access control based on copyright or sensitivity issues, and long-term preservation. Many adopted international standards, such as the Open Archival Information System (OAIS) reference model, to inform their architectural design. More recently, the infrastructure of digital archive systems has developed towards increased modularity and interoperability. In place of monolithic systems, many

institutions now utilize modular architectures that leverage specialized tools for digital collection management across its several dimensions. This means that your trained predictions give a

certain degree of freedom and adaption at the constant transforming technologies and standards. Application programming interfaces (APIs) have emerged as a vital building block that allows diverse systems to interoperate and exchange data across institutional boundaries. Digital archives have some special requirements for database design. While many commercial databases are designed around transaction processing or real-time operational needs, archival databases will invariably need to balance immediate access demands with long-term preservation considerations. They must accommodate Source Material OnArchival Manuscript MATS Centre for Distance and Online Education, MATS University 111 and alignment with institution priorities or particular funding opportunities. The process for preparation for digitization occurs in stages once materials have been selected. Conservators might have to fix damaged items before scanning them. At most, archivists remove staples, paper clips and other fasteners that might interfere with imaging equipment. They also maintain detailed inventories tracking the items throughout the process, so nothing goes missing. For bound materials, such as books or ledgers, decisions will need to be made regarding whether to disbind them for a more effective scan a decision that weighs preservation concerns against the quality of the resulting digitization. The digital capture will differ greatly based on the type of material. The kind of scanners used for document scanning may include high-speed sheet fed scanners for loose papers in decent condition, and more specialized overhead scanners for bound volumes and delicate materials. Photographic collections use gears and setups to record tonal range and high resolution. Audio digitization can be complex, encapsulated with special purpose converters; and requires attention to sampling and bit depth. Digitizing video and film is particularly problematic as the formats and playback machines are obsolete. Two-dimensional images may be taken at multiple angles of three-dimensional objects or they may be digitized using photogrammetric or 3D scanning techniques. Quality assurance forms an integral part of digitization workflows. This entails a visual inspection of images to check for clarity, completeness and color fidelity; verification that audio recordings capture the full dynamic range free of distortion; and that no pages or components are missing. Maps in the DRP, like those from many institutions, are checked by automated quality control tools that verify technical parameters such as resolution, conformity with file format and color calibration. This phase often includes both human review and technological validation, where items failing quality checks are returned for rescanning. Metadata is created at different stages of the digitization process, but the pace increases once the digital capture occurs. Descriptive metadata describes the intellectual content and context of the materials creator, date, subject, geographic coverage, etc. Technical metadata maps the process of digitization itself, including the gear involved, settings, file Preservation, conservation of Museum and Archeological MATS Centre for Distance and Online Education, MATS University 112 formats, and compression. Structural metadata describes how individual components of a complex object join with one another, for example the

order or pages in a book. Administrative metadata contains such information as rights information, preservation actions, and other management details. Producing detailed, precise metadata is never completely automated and requires a great deal of human skill, although increasingly automated tools assist with activities such as optical character recognition (OCR) for the extraction of text. The last steps of the workflow are the actual ingest of the digital objects and their related metadata into the archival database system. This entails categorizing files according to standards

naming conventions, directory structures, and storage protocols. That might include derivatives across many formats and resolutions for different use cases—high-resolution archival masters for preservation, compressed service copies for online delivery, and thumbnails for browsing interfaces. The new content has to be indexed by the database system, appropriately related to existing collections, and access controls set according to copyright status (if applicable) or sensitivity concerns. Documentation is an integral part of all the above workflow for traceability and support in long term management of the systems. Thorough documentation of selection criteria, technical specifications, procedural decisions, and quality standards helps ensure consistency across projects and provides essential context for users and stewards of the digital collections in years to come. Not only does this provide a historical record in and of itself, but as workflows change due to newly integrated technologies and shifting institutional needs, this documentation becomes all the more important. To address the specific needs that arose with the advent of digital archives, metadata standards have developed significantly over the years. The earliest descriptive standards such as Machine-Readable Cataloging (MARC), which were designed primarily for library materials, provided initial models, but did not adequately address the complexities of archival description. In the 1990s Encoded Archival Description (EAD) provided an XML-based format for encoding finding aids and was a significant step forward, explicitly designed for reflecting the hierarchical nature of archival arrangement. Parallel specifications Source Material On Archival Manuscript MATS Centre for Distance and Online Education, MATS University 113 developed for other components of archival description: EAC for information about creators, and Rights statements for descriptions of intellectual property rights. For the digital objects themselves, PREMIS, Technical Metadata for Digital Still Images (MIX), and similar technical and preservation metadata standards establish structured means for documenting the digital provenance, fixity, and technical characteristics of the files. The Metadata Encoding and Transmission Standard (METS) provides a standardized way of packaging together various types of metadata and digital content bundled into a digital object that can be aged and managed through systems and time. More recently, a linked data approach has gained prominence in the archival community. Standards like the Resource Description Framework (RDF) and ontologies such as the CIDOC Conceptual Reference Model (CRM) allow archives to treat their collections as networks of connections rather than discrete items. This grants integration across institutions and domain and allows users to navigate connections to related materials, wherever they are hosted, whether physical or digital. The standards chosen and how they are implemented have a major impact on immediate usability and long-term preservation. Standardized, structured metadata helps discovery through

usability and long-term preservation. Standardized, structured metadata helps discovery through consistent access points and controlled vocabularies. It ensures interoperability because systems can share and interpret information in a predictable manner. Published metadata supports documentation of the technical characteristics, provenance, and rights status of digital objects that would facilitate preservation. And it encourages inclusion. By enabling additional languages, many cultural perspectives, and multiple access needs. While these advantages are significant, the application of metadata standards poses considerable challenges. As different standards might complement or clash, careful integration might be needed. The detail possible far surpasses what many of these institutions can realistically provide with the resources at hand, and the catalogue represents the kind of pragmatic compromises one must make regarding metadata depth. In

addition, standards are evolving each day, as the technologies and user expectations change, to keep pace with new schemas there is always a cost of migration and mapping between different schemas. The ³⁵Preservation, conservation of Museum and Archeological MATS Centre for Distance and Online Education, MATS University ¹³ 114 Implications of archival digitization on research methods have been profound and multifaceted. Traditional humanities scholarship typically depended on a close reading of select texts and artifacts, painstakingly cross-checked during trips to physical archives. Although this technique is still important, digitization has made possible several other complementary approaches that use computational power to identify patterns across large bodies of text. Techniques such as text mining, topic modelling, and network analysis enable researchers to uncover patterns and associations that would be undetectable through manual inspection alone. But digital archives have revolutionised historical research in particular. Historians can now query large sets of newspapers, government documents, personal papers and other primary-source material to track particular terms, people or events over time and across sources. They can use network visualization tools to spot connections between otherwise-clearly disconnected historical actors. They can study changing patterns of language to understand how concepts and discourses evolve. These capabilities have resulted in revisionist interpretations of familiar historical narratives and have opened up new areas of inquiry that have been previously constrained by limited access to source materials. Digitized archives have also paid off for the social sciences. The sociologist and anthropologist can thus conduct longitudinal analysis of textual and visual materials and investigate broad patterns in cultural change. Political scientists can track as policies evolve in now-ionized government and media coverage. Corpora covering decades or centuries allow linguists to study how language changes. Across all of these fields, being able to work with massive datasets while retaining access to the individual source-level details represents a major methodological innovation. History is not the only field of the arts and humanities to realize new possibilities in digital archives. Literary scholars use stylometric analysis to explore questions of authorship or to trace influences between writers. Art historians employ image analysis tools to analyze composition, use of color, and stylistic shifts in digitized visual collections. Digitized scores and recordings are being mined by musicologists who study the Source Material OnArchival Manuscript MATS Centre for Distance and Online Education, MATS

Source material. ¹³ **Manuscript MATS Centre for Distance and Online Education, MATS University** 115 parameters of composition and performance practice. (These computational approaches do not replace traditional humanistic methods but accompany them; algorithmic methods bring new perspectives while also acknowledging the importance of attending closely to our cultural artifacts). Digital archives have a range of educational applications from primary schools to the most advanced graduate programs. At all academic levels, teachers employ digitized primary sources to put students in direct contact with historical documents, artistic works, and cultural artifacts. Methods of digital humanities increasingly shape university courses where students learn to combine computational protocols with critical thought. Museums and other cultural institutions build educational programming around their digital collections, bringing in audiences far beyond those who ever set foot in a physical exhibition. Digital digitization opened up archives collections for public engagement. Census records, immigration documents, vital statistics family historians and genealogists now have access to it online, democratizing what was once basically a hobby for whoever had enough time and money to visit archives. Community

history projects use digital platforms to collect, preserve, and share local memories and artifacts. Citizen science projects allow anyone to join in on transcribing handwritten documents, or tagging people in old photos. These participatory approaches re-construct access and establish new manifestations of collective knowledge production. The digital preservation challenge is becoming more apparent as early digital collections age. In contrast to physical materials, where decay usually happens slowly and visibly, the obsolescence of a digital format, or the failure of media, can make digital objects entirely unreadable without any advance notice. Meeting these challenges will need both technical approaches and agency will for continual preservation efforts. While file format obsolescence is one of the most critical preservation issues. Proprietary formats (i.e. not open source formats) may become unreadable when the software that created them is no longer available or compatible with current operating systems. Even widely-used formats change over time, which can make older files harder to access. Archives counter this with format normalization (converting files into standardized, well-³⁵ **Preservation, conservation of Museum and Archeological MATS Centre for Distance and Online Education, MATS University** ¹³ 116 documented formats), format migration (periodically updating files to up-to-date versions) and emulation (recreating the original technical environment to render files as they were designed to be). Take the obsolescence of storage media it poses similar challenges. Digital information has transitioned from punch cards to magnetic tape to floppy disks to optical media to solid-state storage, and with each transition the previous way of storing information has become increasingly harder to access. Best practices for digital preservation now prioritize independence of storage systems, managing the bit streams themselves rather than the specific media on which they are stored. Redundant against both technology failure and natural disaster, multiple copies have even been kept in geographically distributed locations and through different technologies. Another preservation imperative is fixity ensuring that digital files will not be changed over time. Digital corruption may not always be obvious unlike physical deterioration yet that can make files

...they may not always be as easy as they seem. For example, you may find that files are unusable or unreliable. Find the checksums, along with other cryptography, to ensure that files aren't altered for some reason, either on purpose or through technical error. Regular fixity checking across digital collections helps to discover problems before they result in permanent loss. Preservation metadata preserves the chain of custody, authenticity, history of migration and other transformations, and technical properties of digital objects. Such information is vital for making future preservation decisions, ensuring the reliability of digital materials available to researchers. Frameworks such as PREMIS provide structured metadata frameworks and preservation repositories develop workflows to automate their generation and maintenance throughout the digital lifecycle. All of the technical preservation strategies must rest on organizational sustainability. Digital preservation is not accomplished with one-time resource investments such as funding, technology, or labor; instead it requires ongoing allocations of those resources. Others have built discrete digital preservation programs, complete with staff, policy, and infrastructure. Collaborative approaches have increased the resilience of our shared digital heritage, including the Digital Preservation Network, LOCKSS (Lots of Copies Keep Stuff Safe), and national digital preservation efforts, which have distributed Source Material OnArchival Manuscript MATS Centre for Distance and Online Education, MATS University 117 the burden across organizations and provided collective services. As the creation and management of digital

representations of archival materials continues to have complex implications for culture, the ethical considerations surrounding archival digitization have been the subject of increasing focus among practitioners and scholars. Issues of ownership, control, representation, and access intersect with larger societal questions of power, privilege, and historical wrongs. This makes it all the more important to work closely with the various stakeholders involved and weigh the possible repercussions. Issues of copyright and intellectual property often pose immediate practical challenges to digitization programs. Much archival material is still protected by copyright, and rights holders can be difficult or impossible to identify the "orphan works" problem. The challenges associated with these approaches are addressed in a variety of ways risk assessment protocols, diligent searches for rights holders, fair use/fair dealing analyses, the development of standardized rights statements to help communicate what can be done with the materials to the end user, etc. Some institutions have tiered access models, with different levels of availability based on copyright status and sensitivity. Cultural sensitivity also factors into the picture, especially for materials related to indigenous communities or other populations historically underrepresented in collecting institutions. Traditional knowledge, sacred ceremonies, culturally sensitive materials, and evidence of traumatic events all need to be dealt with very carefully in digital spaces, where it is often more difficult to exert control over access and use. Protocols such as Mukurtu, a content management system specifically built for indigenous collections, enact cultural protocols in digital spaces, enabling communities to set appropriate access and use based on their own systems of knowledge and their values. Questions of representation and inclusion go beyond particular sensitive materials to raise more general questions not only about whose histories are digitized.

but also about how they are described. While selection decisions will necessarily privilege some perspectives and materials over others, they may also serve to reinforce certain historical biases and exclusions. Metadata practices

35

Preservation, conservation of Museum and Archeological
MATS Centre for Distance and Online Education, MATS University

118 were also reflective of worldviews and ways of organizing knowledge that may not be MATS Centre for Distance and Online Education, MATS University 119 appropriate across different cultural contexts. This challenge necessitates a mindful effort to diversify both the materials that we choose to digitize and the descriptive lexicons we apply to them. Addressing privacy concerns is of growing importance, especially as digitization renders once-hidden material far more discoverable and accessible. Archives hold extensive personally identifiable information within such materials as correspondence, personnel records, medical records and legal cases. These documents, however historically valuable, can be of considerable interest and concern to the individuals who are documented, or to their descendants, living or dead. This balancing act of historical integrity with individual privacy demands thorough understanding and application of restriction, redaction, and creative access controls. The digital divide still dictates who gets to access digitized archives. While global internet penetration is increasing, there remain stark divides in access to stable connectivity, required hardware/software, and the digital skills to use digital collections effectively. These disparities are often consistent with existing social inequalities based on geography, socioeconomic status, educational attainment, disability, age, and other factors. Inclusive digitization programs must pre-suppose not just what works in creating digital content, but how to enable access to the nearby, where you may be developing and operating through multiple cohabiting strata of a local community, with varying technical capacities/information needs. One response to these ethical considerations has been participatory approaches to digitization and description. Community archives, joint digitization projects, and crowd sourcing efforts offer a wider range of voices in deciding which materials to digitize, how to describe them, and how access is controlled. These approaches challenge the notion of the archive as a neutral repository and position the archive as an active site of knowledge production with wide implications for identity, memory, and power. Including diverse voices in the decision-making process behind all forms of digitization will lead to more representative and ethically-minded digital collections. If that is the way the winds blow, well then, maybe the future for databases and digitization in archives is a flexible one, ready to respond to new advancements in the Source Material OnArchival Manuscript MATS Centre for Distance and Online Education, MATS University 120 technology, to changes in user expectations, and to new professional practice. A few emerging trends seem especially important for the years ahead, but the dynamic nature of the field means that surprise innovations will also influence it. AI and ML technologies will probably shift many facets of archival digitization. These tools already help with optical character recognition, handwritten text recognition, image analysis, and automated metadata generation. Future applications include more precise content analysis that goes beyond simple keyword usage, enabling search processes using semantic knowledge, automated detection of sensitive content for special treatment and predictive preservation tools that identify hazardous materials early in lifespan before damage occurs. Nonetheless, employing such technologies responsibly also entails careful consideration of their limitations, biases, and implications for archival practice. Interoperability and linked data approaches will become even more prominent as archives try to link their collections across institutional and domain lines. In fact, standards such as the

International Image Interoperability Framework (IIIF) have worked toward this vision by allowing seamless viewing and comparison of an image housed in one repository (i.e., a digital library or

data repository) with the same (or similar) image in another repository. Linked open data sprawl webs links between the entities people, places, events, ideas that can be drawn across disparate collections. These will help to transcend the siloed nature of many early digital collections and facilitate a more interconnected global digital archive that reflects the intrinsic connections between materials whether they are housed in a single building or repository or scattered across the globe. Given that technical accessibility does not guarantee meaningful engagement with digital collections, user experience design will garner increasing attention as archives recognize this fact (Real 2023). More advanced visualization tools, personalized delivery and experiences, multilingual interfaces, and customizable designs that adapt to different access and make for greater inclusivity will all enable the usability of digital archives for different audiences. Co-design approaches that involve potential users in the development process, for Preservation, conservation of Museum and Archeological MATS Centre for Distance and Online Education, MATS University 121 instance, will ensure that interfaces meet user needs rather than simply archivists' a priori assumptions MATS Centre for Distance and Online Education, MATS University 122 about how collections should be accessed and used. And sustainability economic, environmental, and social will be more critically considered in each digitization strategy. The carbon footprint of giant digital storage vaults, and the pollution generated through the operation of digital infrastructures, need to be balanced against the imperatives of preservation. Sustaining research also extends beyond grants: Economic models which play a role in participatory modes of infrastructure maintenance and development of digital collections is still a critical challenge for many institutions as noted in the report. Social sustainability is about fostering and maintaining relationships with the communities represented in and served by digital collections, to ensure mutual benefit and relevance going forward. The trend towards convergence among galleries, libraries, archives, and museums (the "GLAM" sector) will probably continue as these institutions find common challenges and complementary strengths in the digital space. When seeking historical or cultural information, users are not likely to have traditional institutional boundaries in mind; they look for relevant materials, regardless of their format and where they are housed. This can lead to platforms, standards, and projects common to the GLAM sector that help produce digital resources that are comprehensive and useful while also building on the specialized knowledge of different professional groups. Community engagement and participatory archives maybe the most transformational future development. Anything more than replication of a model, where institutions digitize content for passive consumption, participatory patterns of describing invite communities to add content and context/history, to interrogate authoritative narratives and influence deciding about collection policies, etc. These approaches acknowledge that archives are not only about preserving the past, but are also wellsprings for community identity, social justice, and collective memory. The opportunities presented by digital platforms for this type of

engagement are unprecedented, giving dispersed community s new means to collaboratively build and interpret archives that reflect their experiences and priorities. Technical architectures underpinning these trends will be increasingly modular, flexible, and sustainable. Instead of being built as Source Material OnArchival Manuscript MATS Centre for Distance and Online Education, MATS University 123 monolithic systems where changing technology makes maintenance harder and harder, archives are evolving toward component-based architectures that allow individual

elements to be updated or replaced without jarring the entire system. Also, cloud is part of a distributed model of redundancy that is less prone to attack than a single point of failure seen with both open source and proprietary software. These strategies are leaving archives in a place where they can continue to navigate shifting technologies, but with important continuities in their digital asset pools. It will be the timeless archival values of authenticity, reliability, integrity and usability that continue to guide these technical and methodological developments. Digital technologies provide powerful new tools for actually implementing these values, but they also present new challenges that must be navigated carefully. The strongest digital archives will be those that find a balance between innovation and these long-standing professional commitments, harnessing new capabilities while preserving the trustworthiness that have allowed archives to serve as valuable sources of evidence and of memory. The economic factors of archival digitization merit special consideration because they play a fundamental role in determining what materials are made accessible digitally, as well as whether those digital collections will be sustainable in the future. Digitalization demands significant investment though in equipment, software, training, storage infrastructure and most importantly of all talent. Seed money is often granted or earmarked, but as for long-term upkeep, it takes sustained operational support to keep the lights on. Such a funding model tends to create tensions between the goal to digitize as much material as possible and the need to secure the resources to preserve and provide access to those digital assets over time. Multiple business models are meeting the demand for these digital archives. Other institutions follow cost recovery models, charging for high- resolution images or other specialized services but offering basic access for free. Others create membership or subscription models for institutional customers, such as universities or research libraries. Commercial partnerships have allowed for the large-scale digitization of some materials, but these arrangements pose questions regarding public access to our cultural heritage. Philanthropy remains a Preservation, conservation of Museum and Archeological MATS Centre for Distance and Online Education, MATS University 124 foundational driver, with major foundations investing in digitization as part of larger commitments to knowledge circulation and cultural preservation. The rationale for digitization goes beyond immediate financial returns to include other institutional benefits. Redacted Version; Visibility and Reputation Digital collections can increase public interest and support for an organization and its mission, increasing interest from current and potential donors and researchers. They can create new revenue streams through licensing arrangements, print-on-demand services, or educational products. They can enhance operational efficiency by minimising the handling of fragile physical materials and providing a streamlined reference service. And they

the handling of fragile physical materials and providing a streamlined reference service. And they can persuade institutional investment by demonstrating clear public benefit through usage statistics and impact stories. This provides highly promising economical models of digitization sustainably in collaboration. Consortia initiatives spread costs across multiple institutions while forming more comprehensive tools than any individual institution could create independently. Shared infrastructure minimizes the duplication of technical systems and expertise. Crowd-sourced or participatory archive community-contributed content utilizes volunteer effort, at the same time building engagement. Such collaborative models position digitization as a collective responsibility that demands cooperative solutions rather than solitary institutional projects. The institutional changes brought by digitalisation go beyond technical systems to organisational

models, staff functions and strategic priorities. Traditional archival functions appraisal, arrangement, description, preservation, and reference services remain, but in the digital environment they take on new forms. New specialized roles have developed digital asset managers, metadata librarians, digital preservation specialists, user experience designers often demanding skills not covered by traditional archival training. Successful organizations have developed a partnership between these specialized digital roles and traditional archive skills both are required to successfully fulfil their digital collections responsibilities. The integration of workflows between the physical and digital collections remains a challenge for many institutions. Rather than treat Source Material OnArchival Manuscript MATS Centre for Distance and Online Education, MATS University 125 digitization as a stand-alone project or program, leading organizations have embedded digital throughout their operations. Alongside traditional appraisal criteria, selection decisions for new acquisitions take into account the potential for items to be digitized. Digital capture is integrated in at various stages of the processing workflows, not tacked on at the end. Reference services use physical and digital materials to fulfil research requirements. This holistic perspective acknowledges the dual nature of modern-day archives, where non-physical and physical artifacts are interconnected and mutually supportive. User studies and evaluation have become a major focus of successful digitisation programmes. Early digital collections were often quantified primarily in terms of production metrics number of items digitized, technical specifications achieved, storage capacity enabled. Modern approaches focus on how users actually interact with digital collections, what research questions they hope to answer, what hurdles they face, and what effect the materials have on their activities. What began as a digitization project is now a suite of user-centred assessments that can address all aspects related to digitization from interface design to selection priorities to metadata practices ensuring that digitization responds to customer needs rather than simply creating digital surrogates. What the world tells us about our digitisation stories: similarities and differences in areas with long-established archival frameworks North America, Western Europe, Australiadigitisation frequently aims at improving access to previously-identified and processed collections. Conversely, places with fewer established archives see digitisation as an opportunity to develop new documentary resources, especially for communities whose histories have failed to be represented in traditional

resources, especially for communities whose histories have failed to be represented in traditional record-keeping. To this end, international collaborations are forming around common interests such as digital preservation standards, multilingual access, and cross-border collections, while persistent differences in resources and infrastructure continue to influence these efforts. In this context, national libraries and archives have played a crucial role in defining digitization standards and promoting large-scale initiatives. World and national libraries with substantial holdings from the 1900s to the 21st century the Bibliothèque nationale de France, the National Preservation, conservation of Museum and Archeological MATS Centre for Distance and Online Education, MATS University 126 Archives of Australia, Library and Archives Canada, the British Library, among others have launched massively digitization projects whose examples then spread to other institutions. Preservation of unique cultural heritage and ensuring public access to historical materials is usually addressed in national strategies. Such nationally based approaches should find the right balance between standardization for the sake of interoperability on the one hand and flexibility to take account of the variety of collection types and institutional contexts on the

other. Depending on the jurisdiction, regulatory frameworks relating to copyright, privacy, and cultural heritage have critical effects on digitization practices. Some countries have clear legislative exceptions which facilitate the preservation digitization by libraries and archives, while others have legislative frameworks that create significant barriers to digital access. General Data Protection Regulation (GDPR) and other data protection policies and legislation raise new concerns about how we approach personally identifiable information in archival documents. International treaties on cultural property and indigenous rights increasingly shape the way in which institutions pursue digitization of certain materials, especially those with complex ownership histories or cultural significance to particular communities. The COVID-19 pandemic sped up some aspects of archival digitization as physical closures led to growing use of remote access to collections. Institutions quickly augmented their digital offerings, introduced new remote research services, and reevaluated collection development for future digitization. At the same time, the pandemic exacerbated existing inequities in digital access while underscoring the continued relevance of physical collections and in-person services. So, this period of disruption has engendered a welcome rethinking of digitisation strategies, one that increasingly emphasises resilience, flexibility and complementarity between physical and digital modalities. The technical potential will without a doubt keep evolving offering entirely new opportunities along the lines of representation, investigation, and association. But the most important questions confronting the field have little to do with the technical side and everything to do with the social, ethical and institutional; which histories will be Source Material On Archival Manuscript MATS Centre for Distance and Online Education, MATS University 127 preserved and amplified through digitization? How do we keep our openness while balancing that with respect for privacy and cultural protocols? How do we secure across generations the continuity of our digital collections? How can digital technologies facilitate new relationships between archives and the communities that they document and serve? The database and digitization of archives is much more than a

technical evolution in information management. It is a radical rethinking of how we protect and share our conscience across the stars. The choices we make now what to digitize, how to describe it, how to provide access to it will lay the groundwork for future understanding of our historical moment and all the moments captured in our archives. For the goal of digital archives to be achieved as dynamic, inclusive, and long-lasting resources for future generations, the decisions that inform their creation must be designed with technical sophistication, ethical awareness, and responsiveness to a variety of perspectives. ³⁷ Preservation, conservation of Museum and Archeological MATS Centre for Distance and Online Education, MATS University

128 UNIT 24 THE ROLE OF UNESCO: A COMPREHENSIVE ANALYSIS UNESCO, the United Nations Educational, Scientific and Cultural Organization, is one of the most influential specialized agencies within the United Nations framework. Founded in 1945, in the aftermath of World War II, its establishment was rooted in the conviction that lasting peace must be constructed on the foundations of education, cultural understanding, and scientific cooperation. With its headquarters in Paris, UNESCO functions as a global platform for fostering intellectual solidarity and dialogue among nations. The organization's core missions include promoting inclusive and equitable education, safeguarding world cultural and natural heritage, fostering freedom of expression, encouraging scientific research and collaboration, and supporting sustainable development. UNESCO's governance structure consists of the General Conference, which sets policies and programs; the Executive Board, which ensures their implementation; and the Secretariat, headed by the Director-General. Among its flagship initiatives are the World Heritage Convention, the Man and the Biosphere Programme, and Education for Sustainable Development (ESD). Despite its achievements, UNESCO faces challenges such as political polarization among member states, budgetary constraints, and the complexities of adapting to digital transformations. Looking ahead, UNESCO continues to play a vital role in shaping global discourse and action around education, cultural diversity, knowledge-sharing, and peacebuilding in an interconnected world. Historical Foundation and Development UNESCO was born out of the ashes of the Second World War, established on November 16, 1945, when representatives of 37 countries signed its Constitution. Twenty signatory states had ratified the Constitution by November 4, 1946, when the organization was formally established. The creation of UNESCO was an acknowledgement by the international community that political 38 MATS Centre for Distance and Online Education, MATS University 129 and economic agreements would not alone secure an enduring peace. Rather, "since wars begin in the minds of men, it is in the minds of men that the defences of peace must be constructed," as the Constitution of was to state. The context in which UNESCO was established cannot be overstated. The world had recently seen the horrors unleashed by fascism, racism, and totalitarianism. The founders of UNESCO knew that to avoid wars, we needed intellectual and moral solidarity of mankind. They imagined a body that would restore education systems ravaged in the course of war, promote cooperation between scientific communities across borders, protect cultural heritage, and promote the sharing of cultural exchanges to foster understanding between peoples. In its beginning years, UNESCO's focus was on post-war reconstruction for Europe and Asia. Under its first Director- General, Julian Huxley, the agency rebuilt the schools, libraries, and universities wrecked by conflict. It also started programs to combat illiteracy and foster basic education, especially in developing areas. Figure 2.6: The Role Of UNESCO: A Comprehensive Analysis These early efforts laid the groundwork for international collaboration on education that would become a hallmark of UNESCO's identity. In the 1950s and 1960s decolonization changed the international landscape and UNESCO's role Source Material OnArchival Manuscript MATS Centre for Distance and Online Education, MATS University 130 adjusted 38 24 accordingly. With the addition of new independent nations to the organization, UNESCO shifted its focus to development issues in Africa, Asia and Latin America. In this period, UNESCO executed large-

scale literacy campaigns and helped set up educational establishments in countries with developing economies. It also became increasingly engaged in the protection of cultural heritage,

such as in 1960 when it started the International Campaign to Save the Monuments of Nubia, which successfully resulted in the relocation of the Abu Simbel temples in Egypt. The 1970s were also a momentous period of advancement for UNESCO when landmark conventions dedicated to the protection of cultural heritage were adopted, such as the 1970 Convention on the Means of Prohibiting and Preventing the Illicit Import, Export and Transfer of Ownership of Cultural Property as well as the 1972 Convention concerning the Protection of the World Cultural and Natural Heritage. The latter has created the World Heritage List, one of the most well-known ventures of UNESCO. The high point of political tensions within UNESCO came in the 1980s, when the organization's management and perceived politicization led the United States to withdraw in 1984, followed by the United Kingdom and Singapore in 1985. This period was one of a financial crisis for UNESCO, as well as a crisis of its stance in the international arena. But under later leadership especially that of Director General Federico Mayor UNESCO reformed itself and found a new mission, and Britain rejoined in 1997, followed by the United States in 2003 (the U.S. departed again in 2018, citing anti-Israel bias and a need for basic reform). UNESCO has constantly evolved throughout its history in response to changing international realities, and shifting global priorities. Whether it was post-war reconstruction or the digital divides of the information age, the organization struggled to remain relevant with original principles of promoting peace through international cooperation in education, science, culture and communication. Core Missions and Guiding Principles Preservation, conservation of Museum and Archeological MATS Centre for Distance and Online Education, MATS University 131 Core areas of work & mission At the heart of the work of UNESCO is a series of core missions, identified as such in its Constitution and refined through decades MATS Centre for Distance and Online Education, MATS University 132 of programme activities. Education is UNESCO's number one priority. The organization considers access to quality education to be a human right and the bedrock of sustainable development and lasting peace. In particular, UNESCO strives to ensure that all learners of different ages (especially disadvantaged ones) have the opportunity to receive a quality education that develops the complete individual physically, cognitively, socially and emotionally. Such commitment is evident in the leadership play by UNESCO to the Education 2030 Agenda or SDG 4 that states; "Ensure inclusive and equitable quality education and promote lifelong learning opportunities for all. UNESCO's Scientific Mission The organization fosters international scientific collaboration to tackle worldwide issues, including climate change, species extinction, ocean health, freshwater stewardship and disaster risk reduction. Through programs such as the IOC, MAB, and IHP it builds scientific capacity, supports research networks, and strengthens the science-policy interface. Fourth area of major domain; Communication and information the undue influence of the government on the media is compounded by the threats faced by journalists, which the organization believes as dangers to the freedom of expression, media development and access to

information and knowledge that are essential for the working of democratic societies. Seeking to preserve documentary heritage, UNESCO promotes universal access to information and communication technologies, including through sub-programmes like its Memory of the World Programme. Across these platforms, there are several principles that guide UNESCO's work. Universality is a foundational principle that embodies the commitment of the Organization to solutions that are relevant for all societies while respecting their diversity. Pagans, I suggest


considering the he-he-he he-he noise of their Marrakech dust mutating their unimpressed provisions into a UNESCO cultural standard that enshrines the merit of this ferment. The organization commits to human rights as universal, indivisible, interdependent and interrelated, and as placing human rights at the centre of all its programs. UNESCO's approach is also distinctive and is guided by the principles of inclusiveness, and attention is paid to marginalized and vulnerable groups, particularly women, youth, indigenous peoples, minorities, Source Material OnArchival Manuscript MATS Centre for Distance and Online Education, MATS University 133 24 persons with disabilities, and displaced populations. The organization also upholds South-South cooperation and South-North-South cooperation as essential approaches for exchanging insights and experiences among developing countries and for harnessing support from developed countries. With the mission to build peace in the minds of men and women, these efforts are united under the auspices of the United Nations Educational, Scientific and Cultural Organization (UNESCO), which aims to further international cooperation in education, the sciences, culture and communication around the world. This ideal acknowledges that true peace extends beyond the lack of violence; it encompasses the building of bridges through understanding, valuing of diversity, and joint solutions that transcend national, cultural and social differences. Governance Structure and Organizational Framework UNESCO uses a complicated governance structure to reflect the largest group of its member states, which is then balanced with the need to deliver on the programs that are funded. It is a tripartite constitutional structure with three main organs: the General Conference, the Executive Board, and the Secretariat. The General Conference is UNESCO's highest decision-making body, composed of all member states. It also adopts the Medium-Term Strategy (five or six years) and the Program and Budget (two years) of the organization, thus determining UNESCO's strategic direction and priorities. The Executive Board acts as the governing body of UNESCO between meetings of the General Conference. The Board consists of 58 member states elected by the General Conference to serve four-year terms. It reviews the implementation of the Organization's programs, prepares the agenda for the General Conference, and exercises oversight of the Secretariat's activities. The Executive Bd meets twice a year and ensures the proper implementation of the decisions of the General Conference while making recommendations on matters falling under the remit of the General Conference. UNESCO's work is carried out by the Secretariat, headed by the Director-General, elected every four years (renewable once) by the General Preservation, conservation of Museum and Archeological MATS Centre for Distance and Online Education, MATS University 134 24 38 38

Conference, the Director-General implements the programmes of UNESCO and also MATS Centre for Distance and Online Education, MATS University 135 ²⁴ exercises administrative functions. The Director-General is UNESCO's principal administrative officer, the external face of the organisation and the managing of its staff and operations. The Secretariat consists of around staff members at UNESCO headquarters in Paris and in over 50 field offices across the globe. These staffs include men and women of diverse nationalities and professional backgrounds, who provide technical, programmatic and administrative support for UNESCO's activities. UNESCO is made up of a General Secretariat, five programme sectors (Education; Natural Sciences; Social and Human Sciences; Culture; and Communication and Information) that correspond to its main areas of action. An Assistant Director-General leads each sector, which designs specialized

programs in its field of competence. This approach to organizing the functions of UNESCO enables the Organization to gain deep expertise in its core areas of work while enabling multidisciplinary approaches to complex challenges. UNESCO also has six field offices www.unesco.org, which bring the organization closer to the member states in ensuring more effective program implementation. The organization consists of 53 field-based offices organized into five regional groupings (Africa, Arab States, Asia and the Pacific, Europe and North America, and Latin America and the Caribbean), covering all 193 countries through multi-country and national offices, as well as regional bureaus dedicated to specific sectors like education, or science. Governance of UNESCO is also relevant to the various intergovernmental and international organizations related to its institutions and programs. UNESCO also has committees that undertake specific technical responsibilities, including the World Heritage Committee, which reviews the application of sites nominated for inscription on the World Heritage List; the Intergovernmental Oceanographic Commission, which promotes international cooperation in ocean science; and the International Bioethics Committee, which studies ethical problems arising in the life sciences and their applications. So these are bodies that convene experts and government representatives to offer specialized guidance and decision-making to their sectors. National Commissions for UNESCO are another distinctive aspect of the organization's governance. They should link governmental and non-Source Material On Archival Manuscript MATS Centre for Distance and Online Education, MATS University 136 ²⁴ governmental actors at country level with UNESCO and are established in 199 member states and associate members. They advise their governments on matters related to UNESCO, help implement programmes, and mobilise partnerships with civil society groups, educational and research institutions and the private sector. The institutes and centres of category 1 and category 2 of UNESCO are a crucial component of its operational capacity. Fully integrated in UNESCO, Category 1 Institutes (e.g. International Bureau of Education in Geneva; UNESCO Institute for Statistics in Montreal) provide a contribution to the implementation of programme in specialized areas. At the same time, UNESCO considers Category 2 Centers to be associated organizations, though they are not considered legally as under the umbrella of the UN. UNESCO's operational financing is primarily based on assessed contributions from its member states calculated according to the United

based on assessed contributions from its member states calculated according to the United Nations scale of assessment. These core resources are augmented by voluntary contributions from governmental, intergovernmental, nonprofit, and civil society partners. Following the United States withdrawal in 2018, UNESCO experienced significant budgetary shortfalls that resulted in prioritization exercises and efficiency measures to deliver programs despite dwindling resources. This governance structure allows UNESCO to serve as an international forum for intellectual cooperation while carrying out programs that respond to the needs of the member states and global challenges. While the performance of the organisation hinges on striking a fine balance between representative governance and operational efficiency, preserving institutional credibility while bending to the prescriptions of member states, and the inherent challenge of juxtaposing sovereignty of member states with the promotion of universal values, democratic inclusion can actually complement the notion of democracy, which exists merely in name, with a semblance of social well-being. UNESCO's Major Programs and Initiatives UNESCO carries out its mandate through a wide range of programs and initiatives in its fields of competence. These

engagements include normative ³⁸ Preservation, conservation of Museum and Archeological MATS Centre for Distance and Online Education, MATS University ²⁴ 137 Figure 2.7 UNESCO'S Major Programs and Initiative work to establish international norms, as well as operational projects that build capacity at the national and local levels. Education Programs In particular, under its education programs, UNESCO strives to ensure inclusive, equitable quality education and promote lifelong learning opportunities for all. As the lead agency for Sustainable Development Goal 4, UNESCO leads and coordinates global efforts to realise this ambitious agenda through the Education 2030 Framework for Action. This includes the normative work of the Organization in the area of education, which comprises of standard-setting instruments like the 1960 Convention against Discrimination in Education, the 1989 Convention on Technical and Vocational Education, and the 2019 Global Convention on the Recognition of Qualifications concerning Higher Education. These instruments can provide international principles and standards and offer frameworks for developing national policies. UNESCO's work in education ranges from providing technical assistance to member states in developing education policies and systems, to improving learning outcomes. Source Material OnArchival ³⁸ Manuscript MATS Centre for Distance and Online Education, MATS University



138 ³² The organization pays special attention to educational disparities and inclusion focused on marginalised groups, including girls and women, persons with disabilities, refugees and indigenous populations. Literacy has been a key focus area for UNESCO over the years, as reflected in its Literacy for All programme and through the annual awarding of the International Literacy prizes. They promote literacy in the mother-tongue as a basis for learning, while promoting multilingual education approaches that honour diversity in culture and languages. Another area of emphasis, and one of UNESCO's primary roles, is teacher development, where UNESCO supports reforms in teacher education, the development of professional standards, and policies that improve the status and working conditions of teachers. The United Nations Educational, Scientific, and Cultural Organization (UNESCO): The importance of well-trained and motivated teachers to quality education is evident to UNESCO; operating specialized institutes such as the International Task Force on Teachers for Education 2030. For higher education, initiatives include the Global Convention on the Recognition of Qualifications concerning Higher Education and the Global Initiative for Quality Assurance Capacity (GIQAC), which aims to enhance the quality assurance systems of countries. It also advocates for open educational resources through tools such as the 2019 Recommendation on Open Educational Resources, which encourages the free use, adaptation and redistribution of educational material without legal or technical barriers. Science Programs These scientific knowledge and policy initiatives aimed at sustainable development through international cooperation and capacity building in both the natural and social sciences. The International Hydrological Programme (IHP) is the only intergovernmental programme of the United Nations system devoted to water research, water resources development, capacity-building and transfer of technology. UNESCO provides scientific information and tools for sustainable water resources governance at all levels, through networks such as the World Preservation, conservation of Museum and Archeological MATS Centre for Distance and Online Education, MATS University 139 Water Assessment Programme and initiatives like Water Information Network System. The Man and the Biosphere Programme (MAB) provides the science agenda for reducing the impact of human activity on the environment. The World Network of Biosphere Reserves, which today consists of 714 sites across 129 countries, are places of learning for sustainable development, where conservation of biodiversity is reconciled with economic development and cultural values. International Geosciences Programme IGCP facilitates international scientific cooperation in earth disciplines, particularly focusing on the involvement of developing countries in global research networks. Their program supports work on geological hazards, mineral resources, global change, hydrogeology, and geodynamics. The International Oceanographic Commission (IOC) is the intergovernmental body which coordinates international oceanographic research, ocean services, observing systems and capacity development. IOC serves as the lead agency for the United Nations Decade of Ocean Science for Sustainable Development (2021-2030), mobilizing global stakeholders toward a vision of "the science we need for the ocean we want." The Global Geoparks Network of UNESCO's register, which promotes sites of international geological importance, aims to some extent to support sustainable development, including through geotours, education and community engagement. The

169 UNESCO Global Geoparks in 44 nations not only protect their geological heritage, they also create jobs and promote scientific research. The United Nations Educational, Scientific and

Cultural Organization's (UNESCO's) ³² Management of Social Transformations (MOST) Programme links research, policy, and the practice to tackle social challenges and foster inclusive social development in the social and human sciences. The MOST programme pays special attention to social inclusion, intercultural dialogue, migration and provides a forum for policy debate and discussion, facilitating data driven policy making through the systematic establishment of research and policy networks. The Bioethics and Ethics of Science Programme tackles ethical challenges posed by advances in life science and their applications. UNESCO advocates ethical principles which respect human dignity and basic freedoms in scientific Source Material OnArchival Manuscript MATS Centre for Distance and Online Education, MATS University 140 advancement via bodies such as the International Bioethics Committee and instruments such as the Universal Declaration on Bioethics and Human Rights. UNESCO science programmes also includes initiatives to promote gender equality in science, such as the L'Oréal-UNESCO For Women in Science Programme, and STEM and Gender Advancement (SAGA). These programs and campaigns are designed to encourage greater participation of women in scientific research, decision-making and leadership roles, and to address gender bias in the fields of science education and careers. Culture Programs Its Thematic Priority Culture protects and promotes tangible and intangible cultural heritage and encourages the diversity of cultural expressions and intercultural dialogue as a source of identity, creativity and innovation. The World Heritage List was created in 1972 through the adoption of the World Heritage Convention, and currently counts 1121 cultural, natural and mixed sites of outstanding universal value. UNESCO offers technical assistance with conservation of sites, monitors the state of preservation, and promotes sustainable tourism development at World Heritage sites. The organization also protects cultural heritage from threats due to armed conflict, climate change, unplanned development and the illicit trafficking of cultural property through programs such as the Heritage Emergency Fund and the Unite4Heritage campaign. Although still difficult to encode, the 2003 Convention for the Safeguarding of the Intangible Cultural Heritage ²² acknowledges living expressions and traditions, among them performing arts, social practices, rituals, festive events, traditional craftsmanship and knowledge about nature. With the Representative List of the Intangible Cultural Heritage of Humanity and the List of Intangible Cultural Heritage in Need of Urgent Safeguarding, UNESCO raises awareness of these expressions, while helping communities to transmit them to future generations. The 2005 Convention on the Protection and Promotion of the Diversity of Cultural Expressions lays out a comprehensive framework for cultural policies that foster creativity, sustain cultural industries, and promote ³² Preservation, conservation of Museum and Archeological MATS Centre for Distance and Online Education, MATS University 141 ²² equitable cultural exchanges. And, through the International Fund for Cultural Diversity and the UNESCO Creative Cities Network, it works to help cultural and creative sectors be key players in sustainable development. UNESCO's cultural

programs also consider documentary heritage through the Memory of the World Programme, which maintains a register of documentary collections of world significance as well as advocating for the preservation of and access to archives, manuscripts, and other documentary materials. The organization also works to build capacity for museum professionals, to advocate for the educational and cultural roles of museums, and to advocate for museums in their restitution of cultural objects to their countries of origin. Creative economy initiatives build cultural and creative

industries as engines of economic growth, employment and social cohesion. Technical support is also available for the development of cultural policies, as well as the strengthening of creative industries and the enhancement of market access for the cultural goods and services of developing countries. It also advocates for artistic freedom as critical to freedom of expression and necessary for thriving cultural sector. They are responsible to supervise the intercultural dialogue programs which contribute to understanding and respecting one another of different cultures and religions. Dedicated to promoting dialogue as an instrument for conflict prevention and peace-building, especially in societies undergoing cultural tensions or recovering from conflict, through its Programme on the International Decade for the Rapprochement of Cultures (2013–2022), UNESCO encourages the use of culture as a bridge for international dialogue. Communication and Information Programs Promoting freedom of expression, media development and universal access to information and knowledge as foundations of knowledge societies and sustainable development, UNESCO implements communication and information programs. Supporting media development projects in developing countries, particularly in the sectors of journalism education, community media and media law reforms are the focus areas of the International Programme for the Source Material On Archival Manuscript MATS Centre for Distance and Online Education, MATS University 142 Development of Communication (IPDC). To date, IPDC has financed over 2,000 projects in more than 140 countries, promoting pluralistic and independent media and improving the safety of journalists and the professional standards of journalism. Freedom of expression initiatives include advocacy for press freedom, monitoring violence against journalists, and the UN Plan of Action on the Safety of Journalists and the Issue of Impunity (the “UN Plan of Action”). The World Trends in Freedom of Expression and Media Development report is published by UNESCO, distilling abundant evidence on global and regional trends impacting media freedom, pluralism, independence and safety. The Information for All Programme (IFAP) is a vehicle for international cooperation in the construction of inclusive knowledge societies. IFAP: Information for development, information literacy, information preservation, information ethics, information accessibility - provides support to projects that make information more accessible, especially for marginalized communities. Media and information literacy programs help citizens develop their critical thinking and competencies to work with media and information systems. UNESCO supports education systems in integrating these competencies in both formal and non-formal learning contexts through resources like the Media and Information Literacy Curriculum for Teachers. The open access initiatives encourage unrestricted access to scientific information and educational resources. UNESCO's Open Access Strategy promotes the sharing of scientific knowledge

resources. UNESCO's Open Access Strategy promotes the sharing of scientific knowledge through open repositories and open access journals, whilst its Recommendation on Open Science (2021) provides an overarching framework in making scientific knowledge, methods, data and evidence available and accessible as a public-good. The organization also tackles ethical aspects of information technologies, via tools such as the Recommendation on the Ethics of Artificial Intelligence (2021) that sets out how, when human rights are respected in the development and implementation of AI technologies, they can help achieve sustainable development goals.

32 Preservation, conservation of Museum and Archeological MATS Centre for Distance and Online Education, MATS University 143 22 Priority Programs Africa and Gender Equality are global priorities for UNESCO throughout its programs. Priority Africa is an initiative that seeks to enhance the

ability of the organization to support the development and priorities of African countries, particularly education, science, culture and communication. The programs that tackle issues, such as youth unemployment, climate change adaptation and conflict prevention, whilst utilizing Africa's creative and cultural assets to drive sustainable development. The Priority Gender Equality initiative within UNESCO works to promote women's empowerment and gender equality across all of the Organization's programming by ensuring gender responsiveness in each of its domains.

Challenges and Critiques UNESCO has had its own share of challenges and criticisms throughout its history which have called into question its effectiveness, legitimacy and relevance in the changing international environment. This knowledge of the challenges gives context to understanding the achievements and the shortcomings of the organization and the possibility of amplifying its impact. Another persistent challenge facing UNESCO was political tensions, which generally mirror broader geopolitical conflicts and ideological cleavages among its member states. Cold War competition was reflected at the organization for decades as East-West rivalries determined program priorities and shaped institutional governance. More recently, conflicts in the Middle East have sparked divisive debates in UNESCO, with both cultural heritage issues in the Palestinian territories and Jerusalem generating heated discussions. In 2011 the organization's decision to accept Palestine as a member prompted the United States to withdraw funding, bringing significant financial constraints and illustrating tensions between UNESCO's universal aspirations and political realities. Questions of politicization have followed UNESCO throughout its career, with critics saying that it sometimes allows political considerations to trump the technical expertise of its measures or its educational, scientific and cultural aims. One example of such tensions were Source Material On Archival Manuscript MATS Centre for Distance and Online Education, MATS University 144 22 the debates around the New World Information and Communication Order in the 1970s and 1980s, which aimed to rectify imbalances in international information flows and where Western states regarded such debates (e.g. around the right to communicate) as threats to the independence of the press, while developing states representing the Global South deemed them necessary to overcome information deprivation (McQuail, 2020: 181) Striking the right balance between addressing member states' legitimate political concerns and by focussing on the substantive UNESCO mandate is an ongoing challenge Financial

and by focussing on the substantive UNESCO mandate is an ongoing challenge. Financial limitations starkly hamper UNESCO's working capabilities, particularly since the funding cuts initiated after the United States' withdrawal in 2018. With a regular budget of \$534 million (reduced by 39% compared to the previous biennium) for 2018-2019 approved, UNESCO has to prioritize activities and reduce administrative costs. Although voluntary contributions from Member States and other development partners complement the regular budget, they often come with earmarking that is not always aligned with the organization's strategic priorities. Over time, this has led to increasing "donor-driven" programming that has the potential to fragment actions and limits UNESCO in addressing complex issues with an integrated response. Criticism has come from multiple stakeholders for governance and management problems, including bureaucratic inefficiency, lack of decision-making transparency, and poor results-based management. Despite reforms in recent years by UNESCO that addressed many of these concerns—including streamlined administrative procedures, improved evaluation systems, and tighter financial controls—perceptions of institutional inefficiency remain. The organization's complex governance structure

sometimes hinders its ability to respond to emerging challenges or to exercise clear accountability for program implementation, as multiple overlapping bodies and reporting mechanisms can curb its effectiveness. Questions of relevance and efficacy emerge within this international landscape of myriad actors with clashing priorities. As specialized agencies, civil society organizations, private foundations, and multi-stakeholder partnerships tackle challenges within UNESCO-specific mandates, UNESCO needs to reiterate its comparative advantage and added value. Critics raise

32 Preservation, conservation of Museum and Archeological MATS Centre for Distance and Online Education, MATS University 145

22 questions about the extent to which UNESCO normative instruments deliver tangible improvements in national policies and practices, highlighting implementation gaps between global standards and local realities. The organization's wide mandate covering education, science, culture and communication, while providing for composite approaches, can also lead to the use of its limited resources in too many priorities. The Opportunity and Challenge of a Civil Society Involved with UNESCO Involved with UNESCO Although the agency has built many partnerships with NGOs, universities, and professional societies, some critics contend that these ties are still too formalized and not sufficiently embedded in program design and execution. Meaningful engagement with diverse civil society actors from grassroots community organizations to global advocacy networks requires a flexibility and responsiveness that is occasionally hindered by the institutional procedures of UNESCO. A provocation that the process of digital transformation fundamentally challenges the work of UNESCO in all its domains. Rapid technological change impacts education systems, scientific research forms, modes of cultural expression and channels for the dissemination of information, the very heart of UNESCO's activities, necessitating the ongoing reevaluation and adaptation of UNESCO's programmes and methods. Although the organization has initiated work on key digital topics—artificial intelligence ethics, open educational resources, and preserving digital heritage, for example—staying abreast of technological advances and their societal ramifications requires an agility and expertise that

UNESCO will need to refresh continuously. Despite ongoing efforts to foster balanced representation, equitable partnerships and promote Africa and South-South cooperation in global dialogue, North-South divides endure. The organization's agenda is sometimes seen as being dominated by Western preoccupations and priorities, particularly in areas such as press freedom, cultural heritage criteria and educational standards. Responding to the perceptions requires careful risk management, considering diverse cultural contexts and development needs while surrendering nothing on the commitment Source Material OnArchival Manuscript MATS Centre for Distance and Online Education, MATS University 146 to universal principles transcending particular traditions or interests. Measuring impact is another major challenge for UNESCO, especially considering that many of the outcomes sought, such as intercultural understanding, scientific cooperation, or quality education, are long-term and intangible. It is difficult to measure UNESCO's direct contribution to societal transformation, leading to attribution ambiguity around the changes in complex social, cultural, and educational processes. Although the organization has improved its evaluation frameworks and reporting on results, demonstrating concrete impact is still challenged, particularly in the face of limited resources for systematic assessment. Coordination challenges in the UN system undermine the ability of UNESCO to best leverage its contributions in addressing global challenges. Despite mechanisms such as the UN Sustainable Development

Group and issue- based coalitions, UN agencies working in similar areas continue to duplicate efforts and compete for resources. UNESCO needs to continuously negotiate its role and relations with other international organizations and at the same time defend its specific mandate and competencies. Such challenges do not undermine UNESCO's important role in facilitating international cooperation, but do underscore areas in need of attention to ensuring the effectiveness and legitimacy of the organization. There is a need for internal reforms to make an institutional mechanism more efficient, enhance governance transparency, strengthen the results orientation, and develop effective external engagement strategies to showcase the distinctive value of UNESCO in an increasingly complex international environment. The Future Role and Relevance of UNESCO As we prepare to celebrate the 80th anniversary of UNESCO, we must acknowledge that the organization is both facing considerable challenges and open to new possibilities for strengthening international cooperation in education, science, culture and communication, the foundation on which it was built. Deciding how best to position the organization depends on how the global landscape is changing, what new priorities are arising, and what strategies can be Preservation, conservation of Museum and Archeological MATS Centre for Distance and Online Education, MATS University 147 used to position the organization to have the best impact on pressing global issues. Shifting global issues require the evolution of UNESCO's methods and activities. Climate change, loss of biodiversity, digital transformation, rising inequalities, forced displacement and violent extremism are complex, interdependent challenges that transcends national borders and disciplinary boundaries. It needs integrated responses that build on UNESCO's multidisciplinary expertise while also working across sectors.

and stakeholders. How well the organization will tackle these challenges largely depends on how well it will operate across its own program sectors, and will also require it to improve its partnerships with other international organizations, civil society actors, and the private sector. This role will remain a priority for UNESCO in the years to come as the Organization contributes directly to the implementation of the 2030 Agenda for Sustainable Development. As the lead agency for Sustainable Development Goal 4 on quality education, UNESCO serves as the global coordinating agency for efforts to ensure inclusive and equitable quality education for all. In addition to education, the organization works with many other SDGs from gender equality, climate action and sustainable oceans to peaceful societies and cultural heritage protection. UNESCO boasting an integrated approach to sustainable development with a focus on the interlink ages among social, economic, environmental and cultural dimensions is well-poised to support a whole-of-system implementation of the 2030 Agenda and promote policy coherence across goals and targets. Digital transformation is both a challenge and an opportunity for the future work of UNESCO. Headlines of Artificial Intelligence, big data, block chain, virtual reality, and other emerging technologies are reshaping education, scientific research, cultural expression, and information dissemination. It needs to enhance its ability to address both the ethical, legal and societal implications of these technologies and ensure equitable access to their benefits. By contrast, the organization's normative tools, the Recommendation on the Ethics of Artificial Intelligence, offer frameworks to regulate technological development in a manner that defends human rights and furthers sustainable development. The immediate relevance of the frameworks

Source Material OnArchival ³² Manuscript MATS Centre for Distance and Online Education, MATS

University



148¹⁹ offered by UNESCO must be linked to the organization's capacity to support member states in crafting appropriate governance mechanisms while assuaging the rapidly evolving technological landscape. Specific regional priorities will increasingly guide UNESCO programming, recognizing the specific context in which those challenges and opportunities (rather than solutions) may find themselves. This is particularly important as Africa's burgeoning young population, fast-paced urbanization and vibrant cultural diversity provide unique opportunities for UNESCO to contribute to sustainable development through education, building scientific capacity, safeguarding our cultural heritage, and developing media. The distinct susceptibilities of Small Island Developing States to climate disaster and the effects of natural disasters necessitate targeted interventions that include resilience building, ocean and environmental science and cultural heritage protection. In places with violence and displacement, programmes integrating education for peace, cultural heritage protection, and intercultural dialogue is essential for post-conflict reconstruction. Below you will find a translation of these, but UNESCO's financial sustainability itself is a vital factor in determining its future effectiveness. After the United States withdrew, the organization made cuts in its own budget and introduced efficiency programs and has solicited other member states and partners for voluntary contributions. But they need to increase the pool of donors and make sure that extra budgetary resources are aligned with strategic priorities. New financing mechanisms including thematic funds to tackle specific global challenges; public-private partnerships that mobilize corporate capacity; and impact investing approaches that align the terms of funding with measurable results offer possibilities for both broaden the resource base of the organization and shaping the effectiveness of its programming. Institutional reform will be an ongoing part of how UNESCO will respond to changing circumstances. Ongoing priorities for improving organizational efficiency and effectiveness include; streamlining governance structures, increasing the transparency of decision-making, strengthening results-based management and optimizing field presence. "Our impact over the next few³⁹ Preservation, conservation of Museum and Archeological MATS Centre for Distance and Online Education, MATS University¹⁹ 149 decades will largely depend on our ability to attract and retain diverse, extremely talented staff and to foster an institutional culture of innovation, collaboration, and accountability." Globally, strategic partnerships will be crucial to UNESCO's work and they will allow the Organization to tap into complementary resources and expertise, reaching further. UNESCO needs to develop its partnerships not only beyond traditional relations with member states and other UN agencies, but also institutional partnerships to engage civil society organizations, academic institutions, the private sector, philanthropic foundations, and local communities. Such partnerships must move beyond transactional arrangements geared toward mobilizing resources, toward transformative partnerships that address systemic challenges through collective action. Norm-setting leadership is an advantage of UNESCO that the organization should nurture as a distinctive strength. As new ethical questions and governance challenges arise from technological, social and environmental changes, UNESCO's role in bringing together diverse stakeholders, facilitating inclusive dialogue and building consensus around shared principles becomes more essential. Undertaking this work will require a cross-organizational strategic plan which prioritizes the development of new

normative instruments to address growing new issues whilst enhancing implementation support for existing standards through capacity building, knowledge sharing and monitoring

mechanisms. Outreach and advocacy approaches will greatly impact on perceptions of UNESCO as relevant and effective. It has to tell its story better — its contributions to tackling global challenges, telling compelling stories, using the power of visual storytelling and digital channels to reach disparate audiences. These strategies should serve to both illustrate the work and achievements of the various programs at UNESCO, and to illustrate the core values and practices that inform the organization as a unique actor in the field of international cooperation. Multiple

Choice Questions (MCQs): 1. Archival manuscripts can be defined as: a) Digital content created for the internet b) Handwritten or typed historical documents Source Material OnArchival Manuscript MATS Centre for Distance and Online Education, MATS University 150 c) Audio recordings of lectures d) Newspaper articles 2. The process of acquisition in archival management involves: a) Storing documents in a physical space b) Gathering documents and records to add to the collection c) Discarding outdated documents d) None of the above 3. Cataloging in archival management is the process of: a) Organizing books by color b) Storing digital records c) Creating a detailed description and record of materials in the archive d) None of the above 4. Indexing archival materials helps in: a) Sorting materials by size b) Organizing records for easy retrieval c) Storing them indefinitely without updates d) None of the above 5. Microfilm is used in archives to: a) Create physical copies of records b) Digitally store records c) Preserve records in a compact and durable format d) None of the above 6. Machine-readable archival records are: a) Audio files stored digitally b) Records in digital formats that can be processed by computers c) Handwritten documents transcribed into digital text d) None of the above 7. Database and digitization of archives primarily aim to: a) Preserve materials in a physical format only Preservation, conservation of Museum and Archeological MATS Centre for Distance and Online Education, MATS University 151 b) Improve accessibility and storage of archival materials c) Limit access to the materials for security purposes d) Both b and c 8. UNESCO plays an important role in archival management by: a) Establishing guidelines for international archiving b) Funding the construction of libraries c) Managing database records for educational institutions d) None of the above 9. The cataloging of archival materials helps to: a) Track the movement of documents in the archive b) Preserve materials in their original format c) Make materials easily accessible and identifiable d) None of the above 10. Digitizing archival records primarily improves: a) The physical storage space b) The accessibility and security of archival records c) The overall condition of documents d) None of the above Short Questions: 1. Explain the concept of archival manuscripts and their significance. 2. What are the main steps involved in the acquisition, classification, cataloging, and indexing of archival materials? 3. Discuss the use of microfilm in the preservation of archival records. 4. How does machine-readable archival material differ from traditional archival materials? 5. What are the benefits of digitizing archives? Source Material OnArchival Manuscript MATS Centre for Distance and Online Education, MATS University 152 6. Discuss the role of UNESCO

in the development and preservation of archives. Long Questions: 1. Discuss the process of acquisition, classification, cataloging, and indexing of archival materials. How do these steps ensure the effective preservation and retrieval of archival records? 2. Explain the use of microfilm and machine-readable archival records in preserving materials. What are their advantages? 3. Discuss the importance of digitizing archives in the modern age. How has it changed the accessibility and preservation of historical records? 4. How does UNESCO contribute to the

development of international standards for archival management? ³⁹ Preservation, conservation of Museum and Archeological MATS Centre for Distance and Online Education, MATS University 153 ¹⁹ MODULE 3 CAUSE OF DETERIORATION Structure UNIT 8 Cranfield Test Results UNIT 9 The Unseen Architects of Decay: An Introduction to Biological Degradation of Materials OBJECTIVES To explore the causes of deterioration in archival materials. To study the effects of physical, chemical, and atmospheric pollution on archival materials. To understand the biological enemies of archival materials, including fungi, mould, insects, and rodents. UNIT 8 CRANFIELD TEST RESULTS The Cranfield experiments, which played an important role in the development of the field of Information Retrieval (IR), were conducted in the UK at Cranfield University mostly in the 1960s. These experiments established the framework for controlled evaluations of retrieval effectiveness and became a model for further studies in this area. The primary aim of the Cranfield tests was to measure the effect of different indexing techniques on the retrieval of relevant documents. These experiments introduced precision and recall as standard evaluation metrics used to this day in modern search engine evaluations. Precision is the fraction of relevant documents retrieved; Recall is the fraction of relevant documents retrieved. For the Cranfield tests a test collection with a fixed set of documents and well defined set of queries with set of relevance judgements by human assessors was used. Researchers were able to systematically compare indexing systems and retrieval algorithms under this framework. Autobias was one of the major results of the Cranfield experiments, where the then-dominating manual ³⁹ MATS Centre for Distance and Online Education, MATS University 154 ¹⁹ indexing was, at least in some cases, not better than automated indexing techniques. The experiments showed that well-designed automatic methods of indexing text produced comparable or better retrieval performance to manually generated index terms. This result had major implications for building automated search engines and digital libraries. The controlled nature of the Cranfield tests also emphasized the role of test collections in information retrieval research. Before Cranfield, the lack of a standardized methodology for IR evaluations meant that conclusions were often inconsistent and highly subjective. The Cranfield model introduced rigour into the information retrieval domain by ensuring that all retrieval systems were assessed on the same dataset, allowing for both fair comparisons and reproduction of results. Moreover, the tests gave us an understanding of the effectiveness of term weighting schemes, Boolean retrieval models, and later probabilistic and vector space models. Cranfield was influential in showing the shortcomings of straightforward keyword matching and encouraging the more intricate approaches that we see in modern search technologies. But this construction of the Cranfield approach is the tool has fostered criticism, particularly regarding

this construction of the Cranfield approach is the tool has fostered criticism, particularly regarding its dependence on fixed document collections and pre-constructed relevance judgments. The idea behind this is that, in real-world search environments, user needs are not static, and relevance is subjective and dynamic; it varies according to contextual factors such as time, place, and preferences. In addition, the static test sets provided by Cranfield do not encompass the interactive dimension of information retrieval, which is critical in these systems as they often receive feedback from users and refine queries based on this input. Despite this, the Cranfield paradigm continues to be bedrock of IR evaluation, with contemporary approaches overcoming several of its issues through larger, more heterogeneous datasets and measures of user-centeredness. Cranfield evaluations are still in use today: from web search engines to digital

libraries and enterprise search systems, retrieval algorithms must undergo stringent testing before they can be deployed. ³⁹ Preservation, conservation of Museum and Archeological MATS Centre for Distance and Online Education, MATS University ¹⁹ 155 MEDLARS Test Results In the 1960s The National Library of Medicine (NLM) developed the MEDLARS (Medical Literature Analysis and Retrieval System) project which was one of the first large-scale computerized systems for bibliographic retrieval. As the demand for access to medical literature began to grow, the design goal for MEDLARS was to build a system that would enable researchers, clinicians, and health workers to find and obtain biomedical literature more efficiently. Before the advent of MEDLARS, searches of the medical literature were all done manually, requiring massive amounts of human labor and resulting in long delays in access to relevant content. MEDLARS represented a paradigm shift, although it demonstrated the potential of computerized information recovery in specialized areas. The most important test results from MEDLARS were related to search efficiency and accuracy. Initial assessments found that the system could help cut the time it took to conduct literature searches, while also increasing the precision of retrieval. It used controlled vocabularies, using the thesaurus called the Medical Subject Headings (MeSH), which created standard indexing terms, to improve search ability. "Our controlled vocabulary allowed us to merge synonymous terms and related concepts, avoiding problems linked to keyword-based searching. The results demonstrated the superiority of MeSH term-based searching over manual searching in terms of recall and precision, illustrating the value of structured indexing for information retrieval and the efficiency of requests OVID receives. The scalability and accessibility of the user of MEDLARS was yet another important area of MEDLARS testing. As the medical literature continued to grow, it was important to assess the system's ability to process higher volumes of data. Early tests showed that MEDLARS could handle large-scale bibliographic records and was able to do so efficiently, a model for other bibliographic databases down the line, like PubMed and Embase. Nevertheless, certain limitations were mentioned, especially regarding query formulation and system usability. It also meant that users needed to know MeSH terms in order to formulate search requests even when using the system's HTML form rather than directly writing complex Boolean search syntax. However, there Cause of Deterioration MATS Centre for Distance and Online Education MATS University 156 were still limitations with the way users interacted with the

Online Education, MATS University 150 were similar limitations with the way users interacted with the underlying data and so efforts were made to advance this resulting in more intuitive interfaces and query-enhancement techniques. In addition, MEDLARS test results were also significant with wider implications for health sector research and evidence-based medicine. The system helped rapid access to medical texts, allowing systematic reviews, meta-analyses, and clinical decision-making, creating major implications in patient care. Such systematic reviews would enable researchers to retrieve relevant studies more efficiently, resulting in better-informed clinical guidelines and treatment protocols. A MEDLAR was the previous medical information retrieval system that paves the way for the development of successful retrieval systems towards MEDLINE and PubMed. The foundational concepts that evolved from MEDLARS testing are still relevant today and influence the design of contemporary healthcare information systems, as medical personnel continue to need timely access to VA and other research findings. SMART Test Results The SMART (System for the Mechanical Analysis and Retrieval of Text) project began at Cornell University in 1960 and was led by Gerard Salton, one of the pioneers of automatic information retrieval. SMART aimed at

developing and evaluating retrieval models, ranking algorithms, and indexing techniques, to achieve effective search. Unlike traditional retrieval systems that used Boolean logic extensively, the SMART system influenced and explored the vector space model (VSM) which became one of the most influential models in the information retrieval domain. A major finding of SMART was the finding that term weighting schemes (eg. term frequency-inverse document frequency (TF- IDF)) validated. By experimenting on term weighting within documents and across the collection, those mean ideas were proved that weighted terms based on their frequency in the document and across the entire collection improves the retrieval performance significantly. This finding led to an overhaul of search engine algorithms and became a foundation of modern web search and enterprise search ranking functions. Other similarity measures were also considered, ³⁹ Preservation, conservation of Museum and Archeological MATS Centre for Distance and Online Education, MATS University 157 ¹⁹ including cosine similarity to rank retrieved documents. SMART also investigated relevance feedback, which allowed users to iterate on search queries based on early output. Test results showed that incorporating user feedback resulted in iterative improvements in retrieval effectiveness, establishing the foundation for interactive search systems and personalized recommendations. SMART was also influential in comparative evaluations of retrieval models ranging from Boolean through probabilistic to vector space approaches. The results showed that the vector space model was superior to traditional Boolean retrieval in most cases, and guided the design of future search engines. But SMART came with its own limitations. The tests highlighted one of the challenges with vector-based ranking algorithms being computationally efficient for large-scale document collections. As a consequence, early implementations did not scale, needing enormous computing ability to operate. These challenges were later mitigated by advances in indexing techniques and hardware capabilities, making vector space retrieval more usable in real-world scenarios. Despite these early shortcomings, SMART's test results yielded invaluable insights that guided the development of modern search

...researcher's interests might also guide the development of modern search

technologies. The focus on statistical and probabilistic approaches from the project has continued to shape modern research into information retrieval, including applications like machine learning-based ranking, natural language processing, and semantic search. Project Parameters A few important parameters for this project were used to evaluate these test results to ensure systematic assessment and help compare diverse retrieval models. These parameters were the basis for the generated paper topics (keywords) which included document collections, query sets, relevance judgments as well as performance metrics. Document collections were the datasets over which retrieval experiments were conducted, ranging from small, hand-crafted sets (e.g., Cranfield), to large-scale bibliographic databases (e.g., MEDLARS). Query sets are collections of sample search queries intended to evaluate the effectiveness of retrieval, usually formulated by domain experts to Cause of Deterioration MATS Centre for Distance and Online Education, MATS University

158 reflect real-world needs for information. Another ²¹ crucial parameter was relevance judgments, where human assessors judged the relevance of retrieved documents against predefined criteria. These judgments were used as ground truth for evaluating retrieval performance. Retrieval effectiveness was quantified by using performance metrics such as precision, recall and their F-measure, and mean average precision (MAP). The search quality was further evaluated by testing additional parameters, including indexing methods, ranking algorithms, and user interaction mechanisms. It ensures that information retrieval systems today, as well as in the future, are efficient, accurate, and user-friendly, allowing for the digital database search across many domains.

Chemical Pollution Chemical pollution is when toxic chemicals contaminate the environment, disrupting ecosystems and posing threats to human and wildlife health. This kind of pollution is caused by factory discharge, agriculture, and home waste with toxic components including heavy metals, pesticides, and pharmaceutical residues. Industrial waste, which is one of the most common causes of chemical pollution, emits hazardous chemicals into water bodies, soil, and air. Textile, electronics, and chemical factories commonly release contaminants including mercury, lead and arsenic that build up in the environment and infiltrate food chains. The presence of heavy metals can cause severe health effects such as nervous system diseases, damage to the renal system, and even developmental disorders in children. Chemical pollution from other sources has a significant role in an environment by their excessive use in agriculture such as pesticides, herbicides, and fertilizers. Some of these chemicals leach into groundwater and surface water and contribute to a phenomenon known as eutrophication, when excessive nutrients cause algal blooms that lower oxygen levels in bodies of water. This leads to the death of fish and other organisms, and ultrasonically disrupts entire ecosystems. Pesticides also threaten pollinators, which include bees, whose decline has major consequences for biodiversity and food production. Persistent organic pollutants (POPs) including dioxins and PCBs are Preservation, conservation of Museum and Archeological MATS Centre for Distance and Online Education, MATS University

159 also known toxic environmental pollutants which accumulate in the environment and exert long-term toxic effects on animals and humans. Another source of chemical pollution comes from household and pharmaceutical waste. Personal care products, cleaning agents and expired medications often contain harmful substances that are not properly disposed of and every year find their way into water sources. Pharmaceuticals like antibiotics and hormones interfere with aquatic ecosystems by altering the reproductive and growth patterns of marine fauna. Additionally, chemical air pollution, namely volatile organic compounds (VOCs) and sulfur dioxide (SO₂), contributes to acid rain and breathing problems. Combating chemical pollution requires tightening regulations on industrial waste disposal, sustainable agricultural practices and public education on the appropriate disposal of household chemicals and pharmaceuticals. The long-term consequences of chemical pollution can be mitigated by encouraging the use of biodegradable and non-toxic alternatives.

Atmospheric Pollution Air Pollution is caused by contamination of the atmosphere by substances that affect the quality of air we breathe, human health, as well as climate stability. Air pollution is produced by a combination of human activity and natural phenomena, like industrial emissions, vehicle exhaust, deforestation, and natural disasters such

as volcanic eruptions and forest fires. Particulate matter (PM), consisting of minute solid or liquid particles suspended in the air, is one of the most significant components of atmospheric pollution.

These particles come from combustion processes, construction activities, and industrial emissions and contribute to respiratory diseases, cardiovascular problems, and reduced visibility in urban regions. Greenhouse gases (GHGs), such as carbon dioxide (CO₂), methane (CH₄), and nitrous oxide (N₂O), play a major role in air pollution and climate change. When fossil fuels are combusted to produce energy, fuel transport, and industrial process, they release large quantities of CO₂ into the atmosphere, enhancing the greenhouse effect, and causing an increase in global temperature. Agricultural activities like the use of fertiliser and livestock farming, together Cause of Deterioration MATS Centre for Distance and Online Education, MATS University 160 with landfill emissions, release methane, a more powerful greenhouse gas than carbon dioxide, into the atmosphere, worsening climate change. Fertilisers and industrial processes also release nitrous oxide, which depletes the ozone layer and raises the likelihood of damage from ultraviolet (UV) radiation. The ground level ozone (smog) is another severe atmospheric conceived pollutant. Ozone pollution is formed by the reaction of nitrogen oxides (NO_x) and volatile organic compounds (VOCs) with sunlight. It refers to smoke mixed with fog, and is a pervasive problem in industrialized, metropolitan areas, leading to eye irritation, breathing difficulties and decreased ambient air quality. Another effect of atmospheric pollution is acid rain, which is the result of sulfate (SO₂) and nitrogen oxides reacting with water vapor in the atmosphere to form sulfuric and nitric acids. Atmospheric pollution has far-reaching consequences, with acid rain harming soil quality and aquatic ecosystems and corroding historical monuments. Combating atmospheric pollution calls for policies to curb emissions from industries, invest in renewable energy, and enhance public transport. Additionally, stricter government regulations like vehicle emission standards, encouraging electric vehicles, or sustainable urban planning can help combat the effects of air pollution as well. The agreement outlines an extremely important role for public awareness campaigns and international agreements like the Paris Agreement in combating climate change and reducing the pollution of the atmosphere. Long-term solutions such as investing in clean technologies, afforestation programs, and air quality monitoring systems are critical to creating a healthier environment and reducing the long-term effects of atmospheric pollution. Preservation, conservation of Museum and Archeological MATS Centre for Distance and Online Education, MATS University 161 UNIT 9 THE UNSEEN ARCHITECTS OF DECAY: AN INTRODUCTION TO BIOLOGICAL DEGRADATION OF MATERIALS Biological degradation is a force that silently pervades the world around us, both natural and man-made. Having a hidden and underestimated process, it was the degradation of materials due to life activities (of living organisms), a metabolic process. From the microscopic work of bacteria and fungi to the macroscopic destruction wrought by insects and rodents, biological degradation, or biodeterioration, is a major factor in materials' life cycle. Biodeterioration refers to a process regulated through complex interactions between living organisms and their environment, in

contrast to physical or chemical degradation, which is driven by abiotic factors. Figure 3.1: Biological Degradation of Materials This phenomenon goes beyond material, affecting natural materials such as wood, textiles, and leather, as well as synthetic products like plastics, polymers, and even metals. Biodeterioration can have a wide range of impacts, including structural failure, functional loss, visual obstruction, and financial loss. In the built environment, fungi can grow on building materials, and deterioration or Cause of Deterioration MATS Centre for Distance and

Online Education, MATS University 162 degradation of those building materials can threaten structural integrity and health. In agriculture, insect pests can cause severe damage to field crops and post-harvest products. Access to information about our world is text-based, and so for that reason, the industrial world assumes that microbial corrosion is damaging pipelines and machines. From the mechanistic and bioremediation perspective, knowledge of the mechanisms, as well as the organism or factors influencing biodeterioration, would provide tools for designing effective biodeterioration solutions. Biodegradation is the breakdown of organic materials into simpler, less noxious forms by living organisms. In this activity, we will discuss what biodeterioration is, the specific examples in regard to materials that can be affected, and the economic and social implications of this type of biodeterioration. The Microbial Menace: Fungi, Bacteria, and Algae as Agents of Material Breakdown Fungal, bacterial, and algal colonization are the principal causes of bio deterioration at the microscopic level, where a rich spectrum of enzymes and metabolic pathways are used by microorganisms to degrade complex organic and inorganic compounds. Fungi are filamentous and produce excellent and potent vesicles in the form of hyphen and secrete extracellular enzymes, powerful for the breakdown of cellulose and lignin and other components of the structure of plant material. They are what cause wood, paper, textiles, and even some plastics to decay. Different fungal species have specific substrate preferences or environmental tolerances, leading to their ability to be used in a broad range of materials or settings. For instance, wood-rotting fungi, like brown rot and white rot fungi, are adapted to degrading the cellulose and lignin constituents of wood, respectively. While bacteria are smaller, they offer equal versatility when it comes to having derivative potential. They can degrade an extensive variety of organic compounds, such as proteins, lipids, and carbohydrates, as well as Preservation, conservation of Museum and Archeological MATS Centre for Distance and Online Education, MATS University 163 inorganic substances like metals and concrete. They play a central role in the early stages of bio deterioration by colonising the surface and forming bio films, MATS Centre for Distance and Online Education, MATS University 164 which facilitate microbial growth with other microorganisms. One such type of bio deterioration is microbial corrosion, which is considered one of the oldest and most ubiquitous forms of bio deterioration, causing severe damage to metallic structures in marine and industrial environments. For one thing, sulfate-reducing bacteria can create corrosive sulphides, which assault iron and steel. Though they are chiefly photosynthetic entities, algae are adapted to bio deterioration and are ubiquitous in the waterlogged and humid habitats. They form so-called bio films on surfaces, which can lead to discoloration, fouling and even structural damage. These can also assist in the degradation of

discoloration, fouling and even structural damage. These can also assist in the degradation of materials, as they provide niches in which other microorganisms thrive. Microbes employ a variety of strategies to break down complex substances, and these can include enzymatic cleavage, fermentation, and physical breakdown in varying processes. Figure 3.2: Fungi, Bacteria, and Algae as Agents of Material Breakdown They break down complex polymers into small molecules that are transportable, via wide variety of enzyme systems (e.g. cellulases, ligninases, proteases) Cause of Deterioration MATS Centre for Distance and Online Education, MATS University 165 secreted by the fungi and bacteria. They additionally generate organic acids and other metabolic by-products that can cause chemical degradation of materials. Bio films communities of microorganisms attached to a surface can also be helpful because they create microenvironments

that support other microorganisms and their degradation processes. As such, the study of the mechanisms underpinning microbial degradation is essential for our understanding of the processes involved in bio deterioration, and for identifying strategies to mitigate its impact and protect materials. This is needed in order to identify what microorganisms are responsible for TF degradation, what their capabilities are, as well as to determine the environmental conditions under which the organisms can grow and are active. Preservation, conservation of Museum and Archeological MATS Centre for Distance and Online Education, MATS University 166 UNIT 10 The Macroscopic Marauders: Insects, Rodents, and Other Animals as Agents of Material Damage At macroscopic level, organisms like insects, rodents, and others classical animals are important for biological material destruction. Metabolic products of other insects such as microtoxins could also have detrimental effects on the nearby primitive nests of the insects. One of the most notorious is the termite, which can devour wood and wreak havoc on buildings and infrastructure. They have specialized enzymes and symbiotic microorganisms in their gut that allow them to digest cellulose. Wood-boring beetle's powder post and death-watch beetles in particular do substantial damage to wood, flitting up tunnels and compromising its integrity. Current clothing moths and rug beetles are noted for their amazing to hurt textiles, mostly those made from natural materials these as wool and silk. They have enzymes that can digest keratin, the protein that comprises these fibers. Insects that infest stored products, including the grain weevil and flour beetle, can invade and cause spoilage of these products, resulting in considerable economic loss. Rodent pests including rats and mice are another important agent of bio deterioration, especially in urban and agricultural settings. They are capable of chewing through various materials, from wood and plastic to MATS Centre for Distance and Online Education, MATS University 167 electrical wires and even concrete, leading to structural damage and potential fire hazards. Additionally, their droppings and urine may taint food items, causing spoilage as well as the transmission of illness. Bio deterioration can also result from other organisms, including birds and marine animals. Birds' droppings are corrosive and stain structures, and they can harm local infrastructures. Marine organisms, including barnacles and mussels, can foul ship hulls and underwater structures, increasing drag and decreasing efficiency. Bio-deterioration caused by animals is mainly mechanical in nature: it may be chewing, gnawing, boring, etc. The process of

mainly mechanical in nature, it may be chewing, gnawing, boring, etc. The process of decomposition by other forces is part of nature, but chemical process too, such as those utilized by termites in enzymatic digestion, helps break down material. Understanding bio deterioration by animals is important for protecting materials and preventing losses. This includes knowing what specific animals you're dealing with, how they eat and behave, and what materials they're after. This includes implementing control methods including chemical treatments, physical barriers, and habitat modification on how much animal populations affect materials. Environmental Influences: The Interplay of Factors Shaping Biodeterioration A variety of environmental factors temperature, humidity, moisture, pH, nutrient availability, the presence of other organisms interact to affect both the rate and degree of biological degradation. Temperature is a key factor in controlling the metabolism of microorganisms and the feeding of animals. Microorganisms have optimum temperature ranges for growth and activity with higher temperatures generally increasing the decomposition rate. But too much heat can also impede or kill microbes. The presence of water vapor, humid, and moisture, is required for the growth and activity of microorganisms to provide

the water for its metabolic processes. The identification of fungi and algae has also occurred well in high humidity and moisture conditions. pH, a measure of substance acidity or Cause of Deterioration MATS Centre for Distance and Online Education, MATS University



168 ¹⁰ alkalinity, can influence microorganism's growth and activity. Most microorganisms tend to live and multiply in a narrow range of pH; extreme values inhibit and kill them. A key factor is the availability of nutrients, which organisms need to grow and reproduce actively (e.g., organisms require carbon, nitrogen, and phosphorus). Predators and competitors are other organisms whose presence can impact the bio deterioration rate and extent as well. Predators can regulate the populations of microorganisms and animals, while competitors can restrict their access to resources. A large part of a material's vulnerability to biological degradation is dependent on the type of material itself. This makes nutrient-rich materials such as wood and food products more vulnerable to attack by microbes and animals; Porous or rough materials offer more suitable homes for microorganisms and animals. Defects or damage in materials can also provide entry routes for microorganisms and animals that speed up degradation. Understanding environmental determinants of bio deterioration is vital in order to devise cost-effective protection strategies and techniques. This requires understanding the environmental factors that both limit or support the growth and activity of the relevant organisms and the design of controls to reduce their impact. This includes changing the environment pinning down temperature and humidity or changing the material itself adding preservatives or coatings.

The Silent Decomposers: Unveiling the Role of Fungi in Material Deterioration

The Ubiquitous Presence and Essential Role of Fungi: A Dual Nature

Fungi are a phylum of eukaryotic organisms found in every habitat on Earth, terrestrial and aquatic alike. They play a dual role in the ecosystem, both as predators and prey, as well as pests and helpful insects, they find out that as decomposers they are key players in nutrient cycling as they decompose organic matter and reintroduce key elements into the environment. This decomposing process is the main reason for the ecological balance, however it is a menace for different materials, especially organic materials. Fungi love a damp, humid environment, where they can find the moisture and nutrients they need to grow. They are excellent decomposers because they can secrete a wide variety of enzymes that can degrade a great range of organic polymers. But this very ability also makes them powerful agents of material decay. From the deterioration of wood and paper to the breakdown of textiles and leather, fungi cause substantial economic losses and structural damage. The discussion over this intricate relationship between fungi and material decay, mechanisms through which they degrade organic material, the environmental conditions that support fungal activity, and the extent of damage that fungi inflict on structures are addressed in this chapter. Additionally, we will analyze wood rot, the degradation of paper and the decay of textiles in detail, further reinforcing the implications fungi have on the existence of various materials. The goal is to shed light on the delicate balance of fungi with man-made material and the need for preservation and preventative measures.

The Enzymatic Arsenal: Mechanisms of Fungal Degradation of Organic Materials

As incredible decomposers, fungi possess a bountiful arsenal of enzymes that can degrade recalcitrant organic polymers into more readily absorbed simple compounds. This enzyme activity is the principal mode through which fungi degrade substances. Normally, the process starts with the secretion of extracellular enzymes that are diffused into the surrounding area, where they start

digesting the target matter. These enzymes are extremely specific, where they attack individual bonds from the polymers. For instance, cellulases are enzymes that degrade cellulose—the major

structural element of plant cell walls, wood, and paper. Ligninases are enzymes that further break down lignin, a complex polymer that helps give wood its rigidity. Proteases break down proteins, which are present in materials like leather and textile. The type of enzymes secreted depend on, the fungus species, the substratum composition, and environmental conditions. The process is a multi-step process, starting with the first attack on the Cause of Deterioration MATS Centre for Distance and Online Education, MATS University 170 polymer surface and ending with the rupture of the internal structure. As the polymer chains are cut apart, smaller fragments are freed, potentially allowing uptake by the fungal hyphen. These filamentous structures are called hyphen, and they can grow all the way through the material to help facilitate decay through the entire substrate. Chemical alteration of the material frequently manifests in observable changes such as discoloration, softening, or loss of structural integrity. Fungi decay wood in three ways Soft rot, brown rot and white rot and fungi rapidly degrades wood each in their own unique way. Soft rot fungi tend to consume the cellulose, leaving the lignin largely untouched. Brown rot fungi degrade predominantly cellulose and hemicelluloses, resulting in a brown residue of modified lignin. Figure 3.3: Fungal Degradation of Organic Materials White rot fungi break down both cellulose and lignin, causing a bleached look. Fungal degradation rate is controlled by temperature, moisture, pH, and nutrient (OH, P, S, and N) availability. As conditions for fungal growth and enzyme production differ between species, the optimal conditions for rapid growth and Preservation, conservation of Museum and Archeological MATS Centre for Distance and Online Education, MATS University 171 degradation are generally warm, humid environments with a slightly acidic pH. Mechanisms of fungal degradation must therefore be understood to inform the development of preventative measures and conservation practices. Fungal decay can be avoided by controlling environmental conditions and use of suitable fungicides. The Menace of Wood Rot: Structural Failure and Economic Implications A versatile and ubiquitous material, wood is especially vulnerable to fungal rot. Wood owes its structural integrity to cellulose and lignin, which fungal enzymes aim for. Wood rot - caused by multiple species of fungi - can result in severe structural failure of buildings, bridges, and other wooden structures. Wood rot may seem like a minor problem, but the economic ramifications are vast, including prevention, repair, and replacement costs. There are three main kinds of wood rot: soft rot, brown rot and white rot. Soft rot is due to fungi that mainly decompose cellulose and also leads to gradual surface softening of the wood. In Brown rot, fungi preferentially degrade cellulose and hemicelluloses, leaving behind a brown, dusty residue of altered lignin. White rot is a result of cellulose- degrading and lignin-degrading fungi, which leave the fiber behind in a bleached appearance. Specific degradation patterns and structural damage are found in each rot type Soft rot is usually found in wet conditions with high humidity, for example the contact with soil or the contact of water for too long. This decay is common in coniferous woods and often appears in poorly ventilated buildings. White rot species are common in decaying

deciduous woods and often associated with late stages of decay. Wood rot can take time to develop but is influenced by the wood type, moisture level, temperature, and preservatives used. Some wood species are more susceptible to fungal decay than others. Moisture: Moisture plays an essential role, because fungi can only grow and degrade wood if they are in a certain minimum amount of moisture. Temperature plays a role, too, as warm temperatures tend to favor fungal growth. Preservatives, including copper-based formulations, will inhibit fungal decay in wood.

Nonetheless, the Cause of Deterioration MATS Centre for Distance and Online Education, MATS University 172 applicability of preservatives is not uniform across the board; it depends on the wood species, method of application, and environmental aspects. Figure 3.4: Menace of Wood Rot Proper ventilation, reduced moisture exposure, and treated lumber in susceptible areas are important countermeasures to wood rot. Routine examinations can be useful in identifying early signs of deterioration and providing a chance for timely intervention. Paper Degradation and Textile Decay: Fungal Damage to Cultural Heritage and Everyday Materials Fungi aren't just out for wood; they also represent a major threat to other organic materials, including paper and cloth. Paper is mostly made of cellulose, and it is very prone to attack by fungi, especially when wet and humid. If paper is infected by fungi, it may become discolored, stained, brittle, or disintegrate. This is especially alarming for libraries, archives, and museums, which contain Preservation, conservation of Museum and Archeological MATS Centre for Distance and Online Education, MATS University 173 valuable collections of books, documents, and artworks. Textile decay by fungi that eat up cellulose and other fibers is still another big issue. These chemical changes can cause the fabrics to deteriorate, become brittle, and eventually disintegrate. Fungal infestation is particularly problematic for textiles used in clothing, upholstery and carpets in damp and poorly ventilated conditions. The fungi mechanisms responsible for degrading paper and textiles are similar to those responsible for rotting wood. They secrete enzymes that damage the cellulose and other polymers in the materials, so they degrade and eventually fall apart. The conditions the fungi live in like what moisture, temperature and nutrients are available to them also significantly affect their rate of decay. Fungi damage paper and textiles stored in moist and badly ventilated conditions. Conservation methods are crucial to protecting paper and textiles against fungal deterioration. These approaches involve controlling the different environmental parameters, preventive measures, and materials treatment. Environmental control includes temperature, humidity, and preventing working dust and so on. Preventative measures involve storing materials appropriately in archival-quality containers, avoiding overcrowding, and regularly inspecting collections for fungal growth. Affected materials may require cleaning, disinfecting and repair of damage. Fungicides can be used to suppress the fungi, but take care not to damage the materials. Employing integrated pest management (IPM) strategies, which see preventative measures paired with targeted interventions, are a powerful tool in protecting cultural heritage materials from insect infestations. The Impact on Diverse Organic Substrates: Further Examples and Detailed Consequences In addition to their well-known effects on wood, paper, and textiles, fungi are also key contributors to the deterioration of a wide range of organic materials, each with its own

key contributors to the deterioration of a wide range of organic materials, each with its own important ramifications. Leather, for example, a material commonly found in shoes, clothes, and bookbinding's, is prone to colonization by fungi particularly in humid environments. These fungal hyphae grow into the Cause of Deterioration MATS Centre for Distance and Online Education, MATS University 174 leather, attacking proteins and causing discoloration, weakening, and finally, a powdery disintegration of the leather surface. Not only does this reduce the aesthetic beauty of leather goods, but it also affects their structural integrity. Natural fiber, used in ropes, bags and industrial textiles like cotton, linen and jute is likewise vulnerable. Fungal incursion breaks down these fibers, resulting in a rotting of their ropes, a breaking of their bags, an overbuying on their industrial textiles. This can create dangerous safety risks and result in high

financial losses across the industry. Foods are also often contaminated by fungal growth. Spoilage occurs with fruits, vegetables, grains and baked goods leading to heavy waste. Some species of fungi, such as *Aspergillus* and *Penicillium*, also produce toxic compounds known as mycotoxins, which may contaminate food and industry raw materials. Painted surfaces are commonly used in outdoor and architectural environments and are generally designed to protect underlying materials to varying degrees but may not be spared from fungal infection. Using Fungicides, Microbicidal Algae Fungicides Microbicidal Algae Fungicides are the most efficient and economical method to prevent algae and fungi growing on paint films leading to peeling, cracking and discoloration. Not only does this minimize the aesthetic appearance of even the most stunning buildings, but it also impacts the paint's protective aspect. The decay of these diverse organic materials illustrates the omnipresent and ubiquitous nature of fungal decay, and serves to remind us of the importance of preventive measures realized on a broad scale in many industries and environments. Take, for instance, the case of conserving musical instruments, as many of them feature organic materials such as wood, gut and leather, the presence of molds can significantly have a negative impact on these objects. Environmental Factors and Fungal Ecology: Influencing Degradation Rates The rate of material degradation by fungi is determined by a combination of environmental factors and the ecological predilections of the fungi. Increased understanding of these factors will help in predicting and preventing fungal Preservation, conservation of Museum and Archeological MATS Centre for Distance and Online Education, MATS University 175 damage. Perhaps the most crucial factor; moisture, is required by fungi to reproduce. The metabolic processes of fungi must begin and be maintained in the presence of free water or relatively high levels of humidity. The need for moisture varies with fungal species but, relative humidity over 70% provides an environment ideal for the growth of fungus. Temperature also makes a big difference. In general, fungi are mesophilic and prefer moderate temperatures, with an optimal temperature range of 20°C–30°C; however, thermophilic fungi can tolerate high temperatures, whereas psychrophilic fungi have been adapted to low temperatures. Another limiting factor is nutrient availability. Fungi need carbon, nitrogen and other nutrients when they grow. Figure 3.5: Environmental Factors and Fungal Ecology This situation makes organic materials abundant in nutrients and prone to attack by fungi. The environment pH can even impact the fungal development. Many kinds of fungi thrive

by fungi. The environment pH can even impact the fungal development. Many kinds of fungi thrive under slightly acidic to neutral pH, although some grow well in more alkaline or highly acidic conditions. Ventilation prevents moisture build-up and allows for stable humidity levels to be maintained. If the overall Cause of Deterioration MATS Centre for Distance and Online Education, MATS University 176 environment is not particularly humid, poor ventilation can lead to localized microclimates that favor fungal growth. Light levels also have a minor role to play. Although light is not needed to grow fungi, some fungi are more tolerant to light than others. The fungi that live in ourselves, for example, interact with other creatures, like bacteria and insects, and can depend on one another. Bacteria may compete with fungi for available resources and insects may damage materials and enable entry of fungal hyphae. Fungal ecology is the study of the interactions of fungi with themselves, other organisms, and the environment. The information enables us to tailor site and storage rain play-offs tp to provide more effective control of fungi. For example, the formation of microclimates inside buildings can be harmful for artifact preservation. It is therefore one of the fundamentals of preventative conservation. Preventative Measures and Conservation

Strategies: Protecting Materials from Fungal Attack Prevention is the key to protecting materials from fungal attack. Optimal control of the environmental conditions is the most effective way for preventing fungal decay. And that means keeping the right temperature and humidity, providing adequate ventilation, and limiting dust and other contaminants. The temperature must remain stable (18C — 22C) and the relative humidity must not exceed 60% which means keeping it around 45% to 55%. Ensuring proper ventilation allows air to circulate and stops dampness from building up. Fungi can thrive on dust and other contaminants, so it is important to keep your attics/lofts and crawlspaces clean. This may also include proper storage and handling of the materials. All materials should be stored in archival-quality containers, out of the sun and away from moisture. Avoid overcrowding; this clogs air circulation and may lead to a microclimate that fosters fungal growth. Inspections should be conducted on a regular basis to catch any signs of fungal growth early. If mold is identified, treatment should be performed at the earliest opportunity to remediate those materials. Treatment could include cleaning, disinfecting and repairing Preservation, conservation of Museum and Archeological MATS Centre for Distance and Online Education, MATS University 177 damage. Cleaning is the removal of fungal hyphae and spores from the material's surface. Disinfecting means to cover with a fungicide to kill off the remaining fungal organisms. Repairing Damage: This means restoring the structural integrity and aesthetic appearance of the material. To damage the materials, fungicides must be wisely used. Fungal attack can be prevented and managed quite effectively using integrated pest management (IPM) strategies. IPM is an integrated approach that balances proactive measures and selective interventions. This strategy focuses on monitoring, prevention and less invasive therapies. Monitoring means: Checking materials and environments on a regular basis to ensure there are no indications of fungal growth. Prevention is all about creating a fungal-hating environment. Minimally invasive treatments require targeted applications of fungicides and other control measures only when necessary. That makes familiarization of relevant staff with proper protocols

of paramount importance. Understanding the specific requirements of the material and the environment is important to base conservation strategies. By taking appropriate precautions and employing effective conservation techniques, fungal deterioration can be assuaged, and valuable resources can be preserved for generations to come. The Insidious Bloom: Mould - A Silent Destroyer of Surfaces The Unseen Invader: Introduction to Mould and Its Pervasive Nature Mould, which is everywhere around us, is often hidden until its depredations are visible. They are micro fungi, which are in the kingdom, Fungi, and grow well in wet and humid climates where they secretly spread across surfaces from the structural integrity of the homes we live in to the fragile pages of treasured books. They are more than unsightly blemishes; they are active organisms that break down organic matter, releasing spores that can cause allergic reactions and respiratory problems. The silent and insidious nature of mould growth makes it especially dangerous; mould can grow without anyone being aware until damage becomes significant. From the dank recesses of basements to the steamy oasis of Cause of Deterioration MATS Centre for Distance and Online Education, MATS University

178 bathrooms and kitchens, mould ¹ will take hold wherever moisture can be found. There are many different species of mould, each with their own characteristics and varying degrees of harmfulness. Some moulds are relatively harmless, merely damaging appearance, but others produce toxic mycotoxins and can cause severe illness. Whether it be different building materials in your house, from porous to dense, or the cellulose fibers in your paper and textiles, which can be better incubators than say cereal, it will thrive in most environments which truly makes it a stubborn foe. By looking at the biology of mould, the damp environments that support its proliferation, the damage it causes to different surfaces and the health risks it poses, this chapter seeks to boost your general understanding of mould. This comprehensive guide will explore its identification, prevention, and remediation techniques, equipping readers with valuable knowledge to safeguard their homes, belongings, and health against this hidden adversary. The Biology of Mould: Understanding the Life Cycle and Growth Patterns Moulds, like all fungi, reproduce via tiny spores that are spread through air. These spores are extremely hardy, able to wait around dormant until conditions are right. Spores that land on a damp surface with organic matter will germinate, growing thread-like filaments called hyphae. These hyphae join to create a network called mycelium and spread across the surface, consuming organic materials to live. Mould growth is not stagnant but a dynamic process affected by multiple factors in its environment. Moisture is the key element, since mold needs a constant supply of water to grow. This moisture may come from leaks, condensation, flooding, or high humidity. On the other hand, temperature is also a key factor, with most mould enjoying a warm humid environment. But some species can survive in much lower temperatures, making them a risk even in refrigerated environments. Mould feeds on organic matter, giving it plenty to eat when given access to wood, paper, fabric, or even dust. Oxygen, too, is a requirement for mould development – although some types can thrive in low-Preservation, conservation of Museum and Archeological MATS Centre for Distance and Online Education, MATS University 179 oxygen situations. Stages of Live Cycle of Mould Spores germinate, hyphae intertwine and grow, producing mycelium, and specialized structures called sporangia create new spores, repeating the cycle. Mould can grow on food quickly, using organic matter as food, depending on the species and environmental conditions. Certain moulds can take over a surface in 24 to 48 hours, others take several days or weeks. Visible indications of mould growth usually manifest in the form of stains, discolouration, and a persistent musty smell. Depending on the species, mould can be black, green, and brown, or white, yellow, and pink. It misunderstanding how mould biology works is key to creating effective prevention and remediation. By controlling the moisture levels, removing food sources, and keeping the space well ventilated we can break the life cycle of mould and prevent its growth. The Silent Devourers: Insects and Their Impact on Materials The natural world is delicate yet dynamically balanced, with the intricate concurrency of creation and destruction a complex interplay that insects facilitate. Now, they are often viewed as nothing but relatively harmless nuisances, but for some insect species, their impact on the structural integrity and longevity of different objects from the structural timbers of your home through to the pages of your beloved books is not to be underestimated. These small animals use specialized feeding structures and extreme appetites to cause serious

damage that translates to a monetary value and economic loss. The influence of insects on materials is by no means a new problem, and has shaped the way we design, conserve and

protect our buildings and cultural material across past and present. In this chapter, we will focus on the fascinating interplay between insects and humans and their materials, penning specific species that can harm, the means by which they destroy our decors and clothes, as well as the ecological and economic consequences of their existence. We will explore the secretive world of termites, beetles, silverfish and other material-damaging insects, and learn about their life cycles and feeding habits and the telltale signs they leave behind when Cause of Deterioration MATS Centre for Distance and Online Education, MATS University 180 they infest. The complex relationships between insects and materials must be elucidated to enable the formulation of effective prevention and mitigation methods that preserve our material heritage and safeguard our investments. We will dive into the features that, while bestowing great strength upon these creatures, are also the strongest determining factors for their destructive potential, as well as their ecological significance and the fine line that separates human progress from their potential impact on the environment. The Silent Destroyers: Termites and Their Voracious Appetite for Wood Commonly known as the “silent destroyers,” termites are social insects that live in colonies with complex social structures. Cellulose, a component of wood, is their major food source, so they pose a huge danger to wooden structures, furniture, and other cellulosic debris. The three general types of termites are subterranean, dry wood and damp wood termites, which all have differing habitat and feeding preferences. Subterranean termites, the most common and destructive species, create nests in the soil and make mud tubes to reach above-ground sources of wood. They need a regular moisture source and can cause serious damages to structural timbers and often going undetected until the problem is fully blown. Dry wood termites, in contrast, reside entirely inside the wood they infest and need no contact with the soil. They are especially troublesome in arid and semi-arid regions, where they may infest furniture, framing, and other timber objects. Damp wood termites, as they sound, prefer damp wood, like rotting logs and water-logged buildings. Though less common in residential environments, they can cause considerable damage to wood structures frequently in contact with moisture. Termites digest cellulose with the help of a complex of microorganisms and enzymes in their gut. Their gut carries symbiotic microorganisms, chiefly protozoa, which secrete enzymes that hydrolyze cellulose into digestible sugars. The symbiotic relationship is critical to the survival of the termites, because they cannot digest cellulose on their own. For termites, damage is the destruction of wood from the inside out, with a paper-thin exterior that crumbles under pressure. Preservation, conservation of Museum and Archeological MATS Centre for Distance and Online Education, MATS University 181 Because much of the damage occurs behind walls and under floors, a termite infestation can go undetected, resulting in considerable structural damage before any symptoms are visible. Termite damage can have a significant impact on the economy, with billions of dollars spent each year on repairing and preventing such damage. Termite control must be composite - preventive or

remedial - employing measures such as chemical treatment of soil, setting of physical barriers, and controlling moisture of the soil. Hence, knowledge of the biology and behavior of termites will help to devise control measures to improve control strategies to reduce damage caused by termites to wooden materials. The Hidden Borers: Beetles and Their Diverse Impact on Wood and Organic Materials Beetles, the most expansive order of insects, are responsible for an enormous variety of species, many of which are infusers that digest wood and other organic materials.

Rodent wood-boring beetles also infest wood by tunnelling through it to make galleries and may also compromise its structure, including powder post beetles, death-watch beetles, and longhorn beetles. Beginning with seasoned hardwoods, powder post beetles destroy them, creating powder-like chunks. Death-watch beetles, by contrast, like wet and rotting timber and often infest structural timbers in older buildings. From the Desa Nature Project With their long antennae, longhorn beetles can damage live or dead trees and cause severe harm to woods and timber resources. Wood-boring beetles have a life cycle that is usually based on eggs being deposited on or in the wood; larvae emerging from these eggs will burrow into the wood and consume it. Tunnels and galleries that weaken the wood are primarily created by the larvae, the main destructive stage. The adults leave typical exit holes as they emerge from the wood. Different beetle species can infest a variety of wood species. Some of them make tiny, easily overlooked holes; others create vast galleries that can seriously undermine the structural strength of the wood. Wood is not the only material that beetles infest; they attack a great variety of other organic materials, from stored grains to Cause of Deterioration MATS Centre for Distance and Online Education, MATS University 182 textiles and museum specimens. That means they're a huge pest of stored grains, meaning they result in the loss of a huge amount of agricultural product—one example is grain beetles. Textile beetles, including carpet beetles and clothes moths, eat natural fibers (wool, silk and cotton) and damage clothing, carpets and upholstery. Museum beetle, a name for a type of demisted beetle, is a pest of dried animals and plants and can harm museum collections. Insect control is accomplished through a number of different methods combining preventative measures that might include storage and sanitation practices with curative treatments for specific beetle types, fumigation, heat treatment and other chemical applications. Knowing the specific species of beetle is important for controlling them since they prefer different habitats and feed in different ways. The Silent Grazers: Silverfish and Their Affinity for Paper and Carbohydrate-Rich Materials Silverfish wingless insects with a shiny, silvery exterior are attracted to paper, textiles and other carbohydrate-rich materials. They are especially troublesome in areas of high humidity and poor ventilation, such as libraries, archives and museums. Silverfish consume many types of materials such as paper, glue, book bindings, cotton, linen, and rayon. Although they are not able to cut the material they will consume, they can scrape their head and use their chewing mouthparts to scrape off small particles, so they are left eating with the signs of irregular feeding holes. Silverfish damage is not always obvious and can go undetected until a substantial amount of destruction has taken place. In libraries and archives, silverfish can threaten valuable books, documents and manuscripts, putting their historical and cultural value at risk. In museums

books, documents and manuscripts, putting their historical and cultural value at risk. In museums, they can harm textiles, paper artifacts and other organic specimens. Silverfish are nocturnal insects that play daytime hide and seek in dark and dingy places and feed in the dark. The reason they are drawn to wet and warm spots is because they require moisture to live. Silverfish lay eggs in cracks and crevices, and the large nymphs molt a number of times before becoming adults. Silverfish are long-lived insects Preservation, conservation of Museum and Archeological MATS Centre for Distance and Online Education, MATS University 183 and can live several years given proper conditions. A combination of environmental management and chemical application is used to control silverfish infestations. Decreasing humidity and increasing ventilation are the key elements of creating such an environment for silverfish. Sanitation methods, including sealing

cracks and crevices and removing food sources, can also reduce the chances of a pest infestation. Treatment of existing infestations can be done with chemical agents like boric acid dust and insecticide sprays. The most effective long-term silverfish control is generally achieved using integrated pest management (IPM) strategies that utilize the many different methods of control available. The Ecological and Economic Impact: Beyond Material Damage Insect damage to materials touches not only the direct effects of insects on the materials but also the ecological and economic consequences. Insects play important ecological roles, and their overpopulation can upset the balance of ecosystems, threatening food sources and overall biodiversity. One example is the bark beetle, which can destroy forests, kill large numbers of trees, and change the ecosystem structure. Grain beetles are responsible for enormous agriculture product losses, thereby threatening food safety and farmers' lives. Textile beetles attack natural fibers, impacting the textile industry and the supply of raw materials. The economic cost of insect damage is in the billions each year, accounting for repairs, preventative treatments, and lost productivity. Just the damage caused by termites alone makes up a portion of this cost due to the required repairs to infected structures as well as repeated preventive treatments. Bollworm infestations also cause substantial economic damage to the agricultural and forestry industries. Damage caused by silverfish can affect the value of cultural artifacts and historical documents, and impact both the tourism and heritage industries. In addition to direct damage and control costs, insect infestations can also result in indirect economic consequences, through increased insurance premiums, decreased property values, and interruptions in business Cause of Deterioration MATS Centre for Distance and Online Education, MATS University 184 operations. Insects can have significant environmental and economic effects on materials, making the development of pest control management strategies that are environmentally friendly and integrated into the material production processes important. These strategies should promote biological control agents and other environmentally safe techniques while reducing the reliance on chemical pesticides that may pose health hazards to humans and the environment. For long-term pest control, integrated pest management (IPM) strategies, which integrate several approaches (e.g., monitoring, sanitation, biological control, etc.), generally work best. Prevention and Control Strategies: Safeguarding Materials from Insect Infestations Integrated pest management (IPM) involves a combination of

materials from insect infestations integrated pest management (IPM) involves a combination of prevention, monitoring, and control measures to manage insect pests in a cost-effective and environmentally sustainable manner. 3. Environmental management: This process is based on the discovery that the temperature, humidity, and ventilation are controlling factors that work against insects. Additionally, proper sanitation practises (removal of food sources, sealing cracks and crevices) can assist with preventing infestations. Inspecting materials regularly and monitoring infestations is key to catching them before they become damaging. Insecticides and fumigants are some of the chemical applications that can help control existing infestations The Silent Architects of Destruction: Unveiling the World of Termites The Unseen Threat: Termites and Their Ubiquitous Presence in the Ecosystem Of all the earth's insects, termites which are often dismissed as pests in the grand landscape of nature are among the most plentiful and ecologically important. However, they are not always benign, particularly when their voracious appetite for cellulose-based material clashes with human infrastructure. They belong to Preservation, conservation of Museum and Archeological MATS Centre for Distance and Online Education, MATS University

185 the order Blattodea (creeping or crawling) and are found in almost every terrestrial habitat, from tropical rain forests to arid deserts, working infallibly in the nutrient cycle and soil aeration. They are the main decomposers of dead plant material, digesting most cellulose, the structural element of plant cell walls, and recycling nutrients back into the soil. They are organized into castes with specific food sources they efficiently exploit with each cast completing specific tasks that can fill complex nests that last for decades. Although they perform crucial ecological functions, their behaviour of devouring wood and other cellulose- containing materials means they can pose a serious risk to human structures. As destructive as they are to buildings, furniture, and other wooden artifacts, they can certainly darken up some financial statements and compromise structural integrity. Termites: Super Social, Mortar-Mouth Meat Eaters, Not Super Settle down Each of us loves to gnaw on a bit of termite, right? We will discuss what kinds of termites exist, how do termites eat, and what does it take for termites to cause extensive damage. It was work toward learning about these insects, their ecological importance, and their challenges to humankind. The Cellulose Connoisseurs: Understanding the Dietary Habits and Digestive Processes of Termites Termites possess the unique ability to digest cellulose, a complex carbohydrate that is indigestible for the great majority of animals. A complex community of symbiotic microorganisms, mainly protozoa and bacteria, resides in their digestive system, degrading cellulose into simpler sugars the termites can absorb. Termites cannot directly digest cellulose, so their survival depends on this symbiotic relationship. The initial step involves the foregut, where cellulose is mechanically pulverized into smaller fragments. The partially digested food is then transferred to the midgut, which contains the symbiotic microorganisms. These microorganisms synthesize enzymes known as cellulases that gradually utilize cellulose and turn it into glucose, a simple sugar that can be used for energy. Termites take up the glucose from their gut lining, and the microorganisms carry on to ferment the cellulose that was left behind. Acetic Cause of Deterioration MATS Centre for Distance and Online Education MATS University 186

acid, and other volatile fatty acids which are the end products of fermentation are also absorbed by the termites and that contributes additional energy. All termite species differ however in their efficiency with which they can digest cellulose based on the composition of their gut micro biota and the enzymes they express. Higher termites, as they are called, have evolved more efficient digestive systems that allow them to extract more energy from cellulose. These termites are equipped with a more diverse community of gut microorganisms and the machinery to produce a greater variety of enzymes. Termites have an incredibly varied diet, depending on their adaptations to different environments and available food sources. They mainly feed upon wood, but also other cellulose- bearing materials such as paper, cardboard, cotton, and some plant roots. Some species, called subterranean termites, look for food in the soil; others, known as dry wood termites, live wholly within the wood they eat. Termites' ability to utilize and efficiently digest cellulose, allowing them to exploit several different food sources from wood to soil cellulose, has made them highly successful decomposers as well as pests of human structures. The Social Fabric: Exploring the Intricate Caste System and Communication Networks of Termite Colonies Termites are incredibly social insects forming complex colonies of millions of individuals. Their society is also organized into a caste system of specialized duties. The main castes are reproductive's, soldiers, and workers. Reproductive's, or kings and queens, mate and found new

colonies. During their nuptial flight, they leave the colony, they are the biggest members of the colony, and the ultimate goal is to find a new territory to start a new colony. Soldiers protect the colony from predators and other external threats. They possess large heads and hefty mandibles, which they employ to bite and pulverize invaders. Workers, the most numerous caste, forage for food, build and maintain the nest, and care for the young. They are wingless, and their heads are smaller than those of soldiers. This social structure ensures that there are various jobs to be shared, which leads to a well-functioning colony with the ability to exploit various sources of food or Preservation, conservation of Museum and Archeological MATS Centre for Distance and Online Education, MATS University 187 other resources. A lack of communication within the colony prevents activities and social structure to go smoothly. One of the most interesting ways that termites communicate with one another is through pheromones. Chemical cues, called pheromones, are used to attract mates, trail and alarm. Alarm communications and coordinated defence are transmitted via vibrations, made by drumming their heads or abdomens on the substrate. Antennae tapping and grooming are considered tactile cues to reinforce social bonds and exchange information. The complex social interactions and communication network of the termites allow them to create and sustain large, long-lived colonies. This social structure facilitates searching for and exploiting food sources, increasing their prevalence as decomposers and potential damage to human structures. The Silent Invasion: Identifying the Different Types of Termites and Their Destructive Potential There are many different families and subfamilies of termites that vary in some of their characteristics and behaviours. The most important groups, economically, of termites are the subterranean, dry wood and damp wood (Moore, 2009). The

most common and damaging type of termite are called Subterranean termites. They burrow into the ground and live in colonies, generating networks of tunnels and galleries that reach the soil surface for foraging. They need a consistent supply of moisture and are usually located in humid regions or close to bodies of water. The most notorious of all, subterranean termites, consume wood from the interior of the structure, leading to immense amounts of damage over periods of time, without detection. Dry wood termites reside solely in the wood they eat and need no contact with the ground. These pests tend to be present in dry, aged wood like furniture, lumber and structural timbers. For example, dry wood termites with their ability to invade wooden antiques, usually leaving fibrous piles of fecal pellets. Damp wood termites are similar in physical characteristics to dry wood termites and do live in decaying wood but prefer to make their home in damp, decaying wood, like fallen logs, stumps, and damp structural timbers. They need moist conditions to thrive, they are often found in Cause of Deterioration MATS Centre for Distance and Online Education, MATS University

188 areas with high humidity or around water leaks. Damp wood termites are not as common as subterranean and dry wood termites but can still damage wooden structures significantly. There is great variability in the destructive or destructive potential of termites among different species and influenced by factors such as colony size, foraging range and environmental conditions.

Subterranean termites are, on the whole, the most destructive because they form large colonies and forage wide areas. Wood-eating insects are responsible for a great deal of destruction, too, especially dry wood termites that can do serious damage to wooden furniture and artifacts. Damp wood termites are usually less damaging, but thrive in high moisture environments that may cause lesser problems. It is important to determine the type of termite so that proper control measures can be implemented. Because different termite species require different treatment methods, a misdiagnosis can result in the wrong method being used, leading to ineffective control and ongoing damage.

The Signs of Infestation: Recognizing the Indicators of Termite Activity and Damage

Signs of termite infestation can be tricky to catch, as these insects typically do their work quietly and out of sight inside the wood they eat. There are some signs to watch out for that will hint you at the presence of termites and the risk of damage to your property. These signs can be mud tubes, swarming termites, damaged wood, or frass. Mud tubes are small, pencil-thin tunnels that termites use to travel from their underground colonies to their food source. They usually grow vertically on foundation walls, pipes and other vertical surfaces. When winged reproductive's known as swarmers leave their colony to establish new territories, they are called the swarm; Swarming termites leave to form new colonies. If you find them inside, then there is probably an infestation. Rotten wood may seem hollow or feel papery when tapped. Termites eat the wood from within, leaving a thin outer layer. Frass, or termite droppings, is made up of tiny, granular pellets that dry wood termites expel from the wood. You might find them adjacent to the infected wood or in small groups under it. Identifying these signs

Preservation, conservation of Museum and Archeological MATS Centre for Distance and Online Education, MATS University

189 of infestation is key to early detection and prompt action. Being able to discover early, it can help prevent severe damage and lower the cost of the remedy. If you suspect termite activity, you should also call a trained pest control specialist to inspect your home. A professional inspection will help identify the type of termite, evaluate the level of damage, and propose the most effective control method.

The Arsenal of Defense: Exploring the Various Methods for Termite Control and Prevention

Termite control and prevention is important to safeguard buildings and other wooden structures from being destroyed or eaten by these insects. We have chemical treatments, baiting systems, and physical barriers to control termites. Chemical treatments involve termiticides or chemicals that kill termites. Farmers can apply termiticides to soil near a building's foundation, inject them into infested wood or create a barrier around a structure. Systems known as bait systems or baiting systems use termite baits, which are cellulose-based materials impregnated with termiticides. The baits attract termites, which take them back to the colony and share them with their compatriots. Physical barriers are materials that can be used to block termites from entering a building. These barriers may include stainless steel mesh, concrete and specially treated wood. Various factors contribute to the effectiveness of termite control and prevention

methods, including the species of termite, the severity of the infestation, and the environmental conditions. Chemical treatments are all commonly deemed the best plan to control subterranean

termites and baiting equipment is typically applied to combat dry wood termites. People can use physical barriers to impede Cause of Deterioration MATS Centre for Distance and Online Education, MATS University 190 The Silent Saboteurs: Understanding Rodents and Their Role in Material Destruction The Ubiquitous Presence and Adaptable Nature of Rodents: A Global Challenge The Order Rodentia; this order contains thousands of different species and has proved to be one of the most successful and adaptable groups of mammals on our planet. Look at how well they can survive all sorts of places from cities to forests, it been one of the best companions to man. Of these, rats and mice, especially those commensals that dwell with us, emerge as important instigators of material destruction. Their small size, high reproductive rates, and versatile diets allow them to exploit a wide variety of resources, including many that underpin human infrastructure and livelihoods. Rodents are not just a problem; these pests can cause serious injury to many types of buildings insuring everything from residential homes, to retail stores, to agricultural storage buildings and industrial complexes. These creatures chew ceaselessly in pursuit of their erupting incisor teeth that expeditiously tear apart a kaleidoscope of materials including wood, plastics, fabrics, and metals. This intolerance for chewing and the capability to get through elaborate structures and entry into hidden cavities make them powerful tokens to wrestle for comfort and cleanliness. <https://10.1016/j.biotechadv.2023.108881> From Material Destruction to Economic Damage: The Role of Rodents in Fire Danger and Food & Other Goods Contamination The worldwide significance of material destruction by rodents is huge, quantifying almost 50% of economical loss, along enabling fires, and contaminating food items or other products. Understanding both rodent behaviors, how they interact with different materials and a good control strategy is essential because this problem has such magnitude. Welcomes the reader into an intricate inspection of rodents, gaps on material physics, destructive habits and what happens if there is no protein rich foodstuff around. Preservation, conservation of Museum and Archeological MATS Centre for Distance and Online Education, MATS University 191 The Gnawing Imperative: Understanding the Biological Drive behind Rodent Damage The main cause of material damage caused by rodents is due to their biological need to gnaw. Rodents have continuously growing incisor teeth unlike most mammals. This distinctive feature, however, requires continuous use such that their teeth do not grow too long and interfere with their feeding. Rodents do this through continual gnawing, which involves using many materials as substrates for the maintenance of their teeth. Their bodies and natural craving for exploration encourage this behavior to occur not just a physiological requirement. Rodents are the most curious animals; in fact, these crepuscular mammals have innumerable methods to explore their world and can easily determine the taste or texture of different material. It is gnawing, which helps them understand the texture, hardness, and make status of the whack they are coming across. Rodents can target a range of materials, and they are adaptable and opportunistic feeders. Wood is a pervasive and,

relatively speaking, soft material that is a prime gnawing target. Rodents can chew through all sorts of things including wooden beams, support structures and furniture leading to significant structural damage to buildings. Plastics, another common target in the built environment that can be chewed and gnawed into bits by rodents. It makes their chewing through plastic packaging and containers able to contaminate the food and other stored items. One area that is sensitive to these pests is the electrical wiring found in most structures. They chew on electrical wires, leading to

short circuits, blackouts, and even fires. Rodents also commonly target fabrics, such as clothing, upholstery and insulation materials. His nibbling may cause fabric breaks, collapsing their effectiveness and longevity. Metals, while usually better than softer materials, are not completely resistant to rodent damage. Some species, especially rats, are known to gnaw on soft metals, including lead and aluminium, damaging pipes, conduits and other metal structures. The factors determining the extent and severity of rodent damage include rodent species, the cause of Deterioration MATS Centre for Distance and Online Education, MATS University 192 availability of alternative food sources in the environment, and the nature of the materials under attack. The biological basis of gnawing behaviour in these rodents is essential information for rational extermination wisdom. The Silent Threat: Structural Damage and Fire Hazards Caused by Rodent Activity The damages of rodent activity go far beyond just degradation of materials, threatening the integrity of structures and fire safety. A big concern is structural damage, which occurs due to the constant chewing of rodents on structural parts of the building. Wood-based structures, such as older buildings with visible lumber, are especially vulnerable to rodent destruction. Their chewing can weaken support beams, floor joists and roof trusses, threatening the structural integrity of the building. It can cause the bricks to wear over time, cracking, crumbling, and eventually leading to collapse. Not even buildings built with modern materials concrete and steel, for example are entirely insensitive to rodent damage. Rats can nibble away at expansion joints, sealants, and other susceptible areas, opening doors for moisture penetration and additional harm. Rodent-inflicted structural damage can be significant, resulting in expensive repairs and even building closures or evacuations. The reaction of doing damage is followed by the fourth consequence, which is severe impact i.e., fire hazards that arise approximately due to dripping or cutting wires that rats chew from electrical wiring. As rodents explore their environment they tend to chew both food items and non-food items, such as electrical wires, as a method of dental prevention or discovery. Electrical wires have soft plastic or rubber insulating material which is also targeted for gnawing. When rodents chew the insulation off, those bare wires are exposed, presenting a danger of short circuits and electrical arcing. These events can create sparks and heat that ignite nearby combustible material, resulting in fires. The risk of fire is especially great in structures with aged or damaged electrics, along with locations with the build-up of dirt, debris or some other flammable materials. Rodent fires can lead to devastating consequences, including damage to property, personal injuries, and even deaths. Aside from Preservation, conservation of Museum and Archeological MATS Centre for Distance and Online Education, MATS University 193

destroying structures and causing fires, rodents can also compromise the integrity of plumbing and gas infrastructure. Chewing on pipes can create leaks that can lead to water damage and the growth of mold. Damaged gas lines by rodents pose the threats of explosions and asphyxiation. Unfortunately, the nature activity of rodents is often silent, allowing damage to happen unnoticed, increasing the consequences for catastrophic events. Conducting regular inspections and taking preventive measures are key to reducing these hazards. The Contamination Conundrum: Rodents as Vectors of Disease and Spoilage Rodents are champions not only of material destruction but also of disease and spoilage. Their filthy habits and proximity to humans allow an opportunity for pathogens to spread to those environments and contaminate food and other goods. Rodents are carriers of a number of diseases, including Hantavirus, leptospirosis, salmonellosis and rat-bite

fever. These diseases can spread to humans through direct contact with rodent feces, urine, or saliva, or indirectly through contact with contaminated surfaces or food. People are at high risk of disease transmission, particularly in areas where sanitation is poor and rodent populations high. One of those threats is food contamination. Rodents often enter food storage spaces, chewing open packets and containers to reach food supplies. Their droppings, urine and saliva can taint food, making it unsafe to eat. Rodents have a high potential to cause significant economic damage and are a substantial risk to public health as they can infest food processing facilities, restaurants and other food establishments. In addition to spreading diseases and contaminating food, rodents can also cause spoilage of other goods. The items they gnaw on such as textiles, paper products and many other materials become degraded and their functional use and mastication life depreciates. Rodent droppings and urine not only creates foul odor but also results in unsanitary condition, which can result in poor quality and marketability of goods. Industries that heavily rely on agriculture, food processing, retail, and manufacturing sectors are economically impacted by the contamination and spoilage caused by rodents. The costs of product recall, decontamination, and lost sales can be considerable. Also, the Cause of Deterioration MATS Centre for Distance and Online Education, MATS University 194 damage to a reputation from rodent infestations can have a long-term effect on businesses. Maintaining rodent control is vital to reducing the dangers of disease spread, as well as contamination. Such approach relies on a combination of different treatments, including sanitation measures, exclusion techniques and rodenticides. Sanitation measures include removing food and watering sources that attract rodents, as well as cleaning debris and clutter that provide shelter. Exclusion methods include sealing rifts and gaps in structures, erecting rodent- proof defences, and utilizing various procedures to discourage rodents from accessing buildings. When properly used and in accordance with regulations, rodenticides can be a responsible tool to manage rodent populations. The Urban Menace: Rodent Infestations in Densely Populated Environments City life, with its rich supply of food, water and shelter, is perfect for rodents to thrive. Enclosed in tall buildings and vast infrastructure, humans have created the niches for rat and mice to inhabit, giving them fertile ground to root and breed. As amply documented, especially by scientists working with the public health field, rodent infestations are a global reality and a pest problem that can stretch even the budget of the urban centre. As

are a global reality and a pest problem that can stretch even the budget of the urban centre. As cities produce abundant food waste, garbage, and even improperly stored food, rodents find a convenient food source. Because they can access hidden spaces like basements and attics and even sewers, they can make nesting sites and breeding colonies. In urban settings, the interconnected array of buildings and infrastructure offer ample routes for rodent movement and dispersal. They move through pipes, conduits and other hidden spaces so they can commute from one area of a building to another even to different buildings in a complex. Higher human exposure to rodents and rodent borne disease is expected in the urban high density population. Buildings are closely packed together and infrastructure is interconnected, making it easy for rodent populations to take hold. In urban areas, the havoc wreaked by rodent infestations can be devastating. They cause contamination of food and water supplies, spread of diseases, tend to breakdown building and infrastructure. Rodent infestations greatly affect businesses, residents, and local governments and the economic ²⁹ Preservation, conservation of Museum and Archeological MATS Centre for Distance and Online Education, MATS University ²⁶ 195 impact can be enormous. Control of the

rodent population in cities requires a coordinated multi-faceted approach. Local governments also have an important role in sanitation, in enforcing their building codes, and in providing the public with information about rodent control. Property The Subtle Siege: Environmental Factors and the Degradation of Biological Materials The Invisible Forces: An Introduction to Environmental Degradation of Biological Materials Forces that hide in plain sight: an introduction to the environmental degradation of biological materials The biological nature of materials other than textiles, including ancient wooden objects through modern drugs and foodstuffs, renders them highly prone to degradation. Due to their organic composition, they are quite susceptible and a hot target for a complex interplay of environmental factors. Even as the destructive impact of time and decay is frequently seen as inevitable, a better grasp of the specific environmental conditions that hasten these processes is key to preventing and alleviating them. The decay of organic materials is a complex generational process, resulting from the combined effects of physical, chemical, and biological agents. These agents (frequently working in concert) can cause a range of damaging effects, from discoloration to embrittlement to loss of structural integrity to outright disintegration. However, the implications of such decomposition go beyond mere aesthetic matters, threatening the function, heritage and economic value of the impacted materials. This chapter describes how these destructive factors contribute to the deterioration of biological materials, by providing specific details on the seven environmental factors: moisture, temperature, light, pollutants, biological agents, mechanical stress, and time. We will examine how these factors lead to degradation, with examples from conservation science, archaeology, and industrial manufacturing. The goal is to be able to highlight the inherent but often overlooked impact of environmental factors on the shelf life and integrity of ²⁹ Cause of Deterioration MATS Centre for Distance and Online Education, MATS ²⁶ University 196 biological substances, ultimately leading to a better understanding of how taking precautions such as preservation methods can extend their usability. The Silent Invader: Moisture and its Profound Impact on Biological Materials Humidity in its many forms is one of the main

and its adverse impact on biological materials. Humidity, in its many forms, is one of the main engines of destruction for biological matter. Dissolution-induced degradation facilitates processes such as hydrolysis, microbial growth, and leaching of soluble material. Hygroscopic materials like textiles, paper, and wood absorb water molecules when humidity is elevated. This causes swelling, dimensional variations, and weakening of intermolecular interactions, which contributes to the material's loss of mechanical integrity. With high humidity levels, hydrolysis, the chemical reaction by which water breaks down a polymer, can dominate. Because of this process, polysaccharide-ingredient materials such as cellulose and starch are especially affected, as the polymer chain breaks up and loses the mechanical strength. In addition, moisture is an essential medium for the growth of microorganisms such as fungi, bacteria, and molds. These types of organisms flourish in wet conditions, and feed on biological materials and excreting enzymes that speed up degradation. Staining, discoloration and musty odors are all visible signs of microbial growth and often represent considerable structural damage at the substrate level. Moisture does not only affect when in contact with the user or during high humidity conditions. Changes in relative humidity can also put biological materials under considerable stress, resulting in cycles of expansion and contraction that induce cracking, delamination and loss of their surface finishes. Groundwater or variable water tables in archaeological sites can also lead to leaching of soluble components from artifacts, including salts and organic acids. Additionally, this leaching can also

change the chemistry of the material, which leads to more and more degradation. Industrial applications require moisture control for the preservation of food products, pharmaceuticals, and biological materials. Moisture barriers in packaging materials and controlled storage environments are used to help prevent it from breaking down and ²⁹ Preservation, conservation of Museum and Archeological MATS Centre for Distance and Online Education, MATS University 197 ²⁶ prolong shelf life. Moisture and biological material have complex interactions that are not yet fully understood, and predicting their effects is crucial for developing successful preservation methodologies. Such as the establishment of environmental monitoring systems, the application of desiccants and humidity control devices, and the deployment of protective packaging and storage. The Double-Edged Sword: Temperature's Complex Role in Biological Degradation Another important environmental factor, temperature, has a complex and often counterintuitive effect on the breakdown and degradation of biological materials. In this sense, while elevated temperatures favor the rate of chemical reactions and microbial activities, resulting in a faster deterioration process, low temperatures can also cause physical stress and embrittlement. In general terms, degradation is described using the Arrhenius equation, where the chemical reaction rate increases exponentially with temperature. This principle holds true for a broad spectrum of degradation processes such as oxidation, hydrolysis, and polymer degradation. As a result, biological substances subjected to high temperatures, whether due to environmental conditions or bad storage practices, are susceptible to swift decay. But the actions of temperature are not purely chemical. Sellable biological materials, such as hydro gels, are prone to swelling from changes in ionic concentration: in contrast. thermal expansion and contraction arising from temperature

changes can generate large amounts of stress within biological materials, especially those with heterogeneous structure or constrained geometries. This stress can cause cracking, delamination and corrosion of the surface finish. Thermal cycling creates a scenario in hybrid coatings, topcoats, and organic adhesives, where the coatings and adhesives upon heating and cooling expand and contract differently as compared to the substrate. Low temperatures, in addition to inhibiting chemical reactions and microbial growth, can also produce physical changes in biological materials. The freezing of water and its expansion inside organelles can lead to cell lysis and tissue injury, for instance. This is of utmost importance to the preservation of biological Cause of Deterioration MATS Centre for Distance and Online Education, MATS University

198 ⁴ specimens, as well as food products that must be frozen in a manner that limits cellular damage. In archaeological contexts, freeze-thaw cycles can aid in the weathering and fragmentation of artifacts, especially items that are not protected from the elements. What is the best temperature to preserve the biological material? For example, paper and photographs are generally kept in low temperatures and controlled humidity to reduce chemical breakdowns. Microbes are inhibited and food shelf life is extended by storing food products at refrigerated or frozen temperatures. Cryogenically preserving biological specimens for research may be done via encapsulating the specimens in liquid nitrogen to retain cell structures. In industrial environments where processes like heat sterilization and thermal processing are employed to alter the characteristics of biomaterials, temperature regulation is of utmost concern. So, while temperature effects tend to enhance biological deterioration, there are some manipulations to consider weeding up between the degradation temperature and some alterations used to treat samples. This includes temperature monitoring systems, the use of climate-controlled storage facilities, and packaging and processing methods that reduce thermal stress. The Unseen Threat: Light and Pollutants as Agents of Degradation Dust and moisture, underappreciated in their assault, also pose serious risks to biological sample integrity. Light, especially in the form of UV radiation can cause photochemical reactions in polymers which can results in their breakdown, discoloration and loss of mechanical properties. UV radiation is especially harmful to materials that contain chromophores, or molecules that absorb light in the ultraviolet (UV) part of the electromagnetic spectrum. Some of these are dyes, pigments, or certain polymers. Absorption of UV radiation can excite molecules resulting in bond breakage and free radical formation, which then may lead to further decomposition reactions. Light are cumulative, so even low levels of exposure over long periods can inflict great damage. This is especially significant for museum artifacts, archival materials, and outdoor installations, which can be significantly damaged by the sun over prolonged exposure. In ³⁴ Preservation, conservation of Museum and Archeological MATS Centre for Distance and Online Education, MATS University 199 ⁴ addition to gases, particulate matter, and acidic compounds, air pollutants can also play a role in the deterioration of non-biological materials. Airborne gases including ozone, sulfur dioxide, and nitrogen oxides can react with organics to produce oxidized organic rate products which can result in oxidation, hydrolysis, and potent corrosive by-products. Particulate matter, including dust, soot, and pollen, can settle on surfaces to cause abrasive, discoloration, and the build-up of moisture. Biological products like polymers are degraded by acidic compounds that are found in acid-rain or industrial emissions. The interactions of pollutants are often additive, suggesting that the presence of multiple pollutants has a greater cumulative effect than their independent impact. More examples include ozone that may cause accelerated photochemical degradation of materials exposed to UV radiation. The preservation of biological materials requires light and pollutant control. Add this involves using UV-filtering materials (specialized glass and films) to reduce exposure to UV radiation. Particulate matter and gaseous pollutants can be removed from the environment using air filtration systems. Protective coatings and sealants: These can be applied to surfaces to create a barrier against pollutants. Regulation of the air quality is important in industrial environments like the production of

pharmaceutical, food, and other biological products. They use clean rooms, controlled environments to reduce risk of contamination & degradation. Therefore, it is necessary to

understand the phenomena by which light and pollutants play a role in degradation to establish effective preservation and mitigation measures. These involve the establishment of environmental monitoring systems, the application of protective materials, and the creation of controlled environments. The Microscopic Menace: Biological Agents and the Cycle of Decay Biological agents such as fungi, bacteria, insects, and rodents pose serious threats to the structural integrity of biological materials. These organisms consume organic materials for energy, releasing enzymes and other products that promote breakdown. Damp environments are particularly conducive to fungi and bacteria, which tend to feed on materials such as wood, paper, textiles and leather. Fungi Cause of Deterioration MATS Centre for Distance and Online Education, MATS University 200 (such as molds and mildews) generate enzymes that breakdown cellulose, lignin and other kinds of polymers, resulting in discoloration, staining, and weakening of structural fibers. Microorganisms, including those responsible for bio deterioration, can secrete acids and other corrosive by-products that degrade materials. Insects, including termites, beetles, and moths, can cause serious structural degradation to wooden artifacts, textiles, and other materials. Some insects, such as termites, can eat enormous amounts of wood until a building falls down. Moths like clothes moths can cause damage to textiles by eating wool, silk and other protein fibers. Rodents, including mice and rats, can chew, burrow, and nest in a variety of biological materials. They can also soil materials with droppings and urine, which can encourage microbial growth and corrosion. Biological usually indicates poor environmental conditions with high humidity, poor ventilation, dust and debris accumulation, etc. These circumstances form a perfect Safeguarding the Fabric of Existence: Implementing Comprehensive Preventive Measures against Biological Deterioration The Invisible Threat: Understanding the Ubiquity and Impact of Biological Deterioration Biological degradation, the insidious process by which living things break down materials, is a major threat to a huge range of objects, such as priceless treasures and crucial industrial products, as well as the everyday things we use. The degradation is often gradual and imperceptible, eventually leading to irreversible damage that undermines structural integrity, aesthetic appeal, and functional performance. The culprits of this degradation are myriad, and include numerous biological agents, such as fungi, bacteria, insects, rodents, and even larger fauna. As its activities driven by the basic desires for energy and living quarters progress, its behavior can cause a chain reaction of chaotic shape shifting; discoloration, corrosion, dissolution, and genocide. This is critical for designing corrective actions, as biological deterioration is pervasive and contributes to a broad network of pathogenic effects. Biologic matter thrives in both natural and Preservation, conservation of Museum and Archeological MATS Centre for Distance and Online Education, MATS University 201 synthetic environments, many of which are ubiquitous in nature. The high humidity and temperature changes, along with the presence of organic and food materials, create the perfect breeding ground for these destructive agents. Biological

deterioration doesn't just mean physical damage to materials. Loss of cultural heritage, compromise of critical infrastructure, and cost of replacement and restoration are a few potential implications. This chapter will discuss the complexity of biological decay, its mechanisms, and a wide variety of preventive interventions. We will pay attention to the realization of the threats to the human ecosystem by specific biological agents, the environmental conditions that will activate the biological growth, and the limitations to protect an environment that is not friendly to life. A holistic

approach to preventing the disposal of infectious agents in the environment will enhance human, animal, and plant welfare. The Breath of Life: Proper Ventilation and Humidity Control as Foundational Preventive Strategies Proper ventilation and humidity control is the single most basic and effective precaution against biological degradation. These approaches draw from the knowledge that biological agents, and most notably fungi and bacteria, flourish in humid, stagnant air conditions. A well-ventilated environment with control of humidity levels can drastically lower the risk of biological growth, and damage. Good ventilation does not mean just opening windows occasionally, but rather circulation of fresh air, helping to reduce moisture, airborne spores, and VOCs that can lead to biological growth. This is done using natural ventilation like opening windows and doors or mechanical ventilation systems like fans and air handling units. Take into account the specific environment being protected for the ventilation system design. Humidity control is another critical component as high humidity levels encourage biological agents to thrive. So, if it falls between 40% and 60%, the optimal humidity to prevent biological growth. This can be done with dehumidifiers that extract humidity from the air or with humidifiers, which will add humidity into the air when required. It is important to choose humidity control equipment based on the area and space size, the level of Cause of Deterioration MATS Centre for Distance and Online Education, MATS University 2024 humidity needed, and individual needs for the materials being protected. Humidity levels must be checked frequently to make certain the environment stays in the recommended limits. Also passive humidity control strategies can be used besides mechanical systems. These include moisture-absorbing or releasing agents, like silica gel or clay products. They are able to help buffer swings in humidity and keep a steady environment. This implementation of proper ventilation and humidity control for effective preservation has to be done in a holistic manner to determine the needs of the materials, the environment and resources that are available. The humid environment can also be controlled in the vented enclosure and with reduced humidity; the risk of biological deterioration can be lower. The Shield of Chemistry: Chemical Treatments as Powerful Deterrents against Biological Attack Chemical treatments are a strong defence against biological decay, acting as a barrier against harmful organisms. They may be applied on numerous materials from wood to textiles, paper to leather, and act as both preventative and remedial solutions. The choice of which chemical treatments to use will be dependent on the type of biological agent, the material being protected and the level of protection required. Fungicides which prevent fungal growth are widely used as mold and mildew protectants for wood, textiles and paper. Depending on the size and type of the object, these chemicals are approved, diluted or used as fumigants. Bactericides are agents that inhibit bacterial growth and

sprayed, dipped or used as fumigants. Bactericides are agents that inhibit bacterial growth, and they are used to prevent bacterial decay and staining of materials. In addition, these have been used in conjunction with fungicides in order to offer broad-spectrum coverage. There are also more general options, such as insecticides, which are aimed at insect infestations and used to protect materials from attacks by termites, beetles and other damaging insects. Depending upon the species of insect, and the level of infestation, these chemicals are applied as sprays, dusts, or fumigants. Rodenticides designed for rodent infestation are used to protect materials from damage caused by rats, mice and other rodents. When dealing with rats, mice, ³⁴ Preservation, conservation of Museum and Archeological MATS Centre for Distance and Online Education, MATS University ⁴ 203 and other rodents, these chemicals are applied as either baits or traps, or both, depending on

the species of rodent and the area in which they have infested. Chemical treatments must be used with due regard to potential safety and environmental issues. Most chemical treatments are toxic and can threaten human health and the environment. As a result, adherence to safety protocols and the use of appropriate personal protective equipment (PPE) is paramount when applying these treatments. Chemical waste disposal must also follow local regulations and guidelines. "Traditional chemical treatments are supported by the research but some alternative treatments and methods, such as the use of essential oils and natural extracts, are also being investigated but not as widely," Rita B. Onydda says. The use of such methods provides a more ecologically friendly method of carrying out biological control, although their success will be very application dependent. Chemical treatments should be selected and applied according to an assessment of their risks and benefits, taking into account the particular requirements of the materials being protected as well as the resources available. A thrilling line of defence against biological assault built through careful use of chemical means that increases the longevity of our precious resources. The Strategic Defense: Implementing Comprehensive Pest Control Strategies to Thwart Infestations In an era where insect and rodent infestations constantly threaten biological degradation, pest control strategies are analysed in this study. These strategies include a variety of methods, from measures to prevent them as much as possible to responding after exposures in order to control the damage the malicious agents can cause. Integrated pest management (IPM) is a comprehensive, environmentally-sensitive approach to pest control that prioritizes prevention, monitoring, and targeted action. 1 Integrated Pesticide Management (IPM) strategies aim to stifle pest ecology and anatomy, limiting the use of chemical treatments and avoiding risks to human health and the environment. Preventative measures involve being clean and practicing good sanitation, sealing cracks and ³⁴ Cause of Deterioration MATS Centre for Distance and Online Education, MATS University ⁴ 204 devices, and storing material in pest-proof storage containers. They eliminate food sources, breeding grounds, and entry points for pests. Monitoring is frequent inspection and the use of traps or other detection devices to identify pest activity. This enables early detection of infestations and prompts intervention. Pest control: chemical or non-chemical treatments that are targeted. Choosing appropriate treatments depends upon the infestation type, extent of infestation, and the specific needs of the environment. However, there are some other

extent of infestation, and the specific needs of the environment. However, there are some other ways to treat bed bugs without chemicals such as traps, sticky boards, and heat or cold treatment. These methods are commonly used in delicate environments, like in museums and libraries, because they do not use chemical treatments that may endanger artifacts or human health. Chemical solutions, including insecticides and rodenticides, are appropriate when non-chemical methods are ineffective or impractical. These treatments should be used only when safe and necessary, following applicable safety, environmental practices, and PPE guidelines. Other pest management methods can also be utilized besides IPM strategies alone. One approach is the use of biological control agents, for example predators or parasitic wasps, or the use of pheromones to disrupt the mating or behaviour of pests. Keep in mind that the earth is all about balance, and the earth is, indeed, all about us... and, without our recklessness over chemicals of not just our homes, we are the pest x. Through the use of integrated pest management, we can act to prevent against infestations and protect our important collections from being destroyed. The Holistic Approach: Integrating Preventive Measures for Long-Term Protection The best way to prevent

biological degradation is an approach where several preventive measures are implemented in a joint strategy. Biological aging is a multifaceted adaptive process and no lab measure can offer complete insurance against it, so a holistic approach is applied. Preventive methods work by allowing educated use of adequate ventilation and humidity control, chemical treatments, and pest control methods. This methodology also acknowledges the necessity for Preservation, conservation of Museum and Archeological MATS Centre for Distance and Online Education, MATS University 205⁴ Continual monitoring and maintenance to ensure that preventative measures stay effective long term. The key to identifying issues before they get out of hand is regular inspections, environmental monitoring, and preventative maintenance. Implementation of preventive measures should be context-dependency for the environment and the protected materials this will take a careful evaluation of the risk and vulnerabilities based on the potential biological agents that may be found, the environmental factors that may support growth of those agents, and the characteristics of the materials that need to be protected. A museum with delicate artifacts, for instance, may require a much more stringent approach to humidity control and pest control than a warehouse full of industrial products. In order to fully integrate preventive measures, it is also necessary to make collaboration and communication between such parties as building managers and maintenance staff, as well as conservation professionals, part of a standard protocol. This adds that all concerned people are informed the preventive measures are being taken, and stand to work together to ensure a safe and healthy environment. They are because it is the best approach to prevention as it reduces all risk of biological degeneration and preserve our goods for the future. The Shield of Innovation: Modern Technologies for Protecting Materials The Imperative of Material Preservation and the Dawn of Advanced Protective Technologies In an era defined by rapid technological advancement and increasing environmental consciousness, the preservation of materials has emerged as a critical imperative across diverse sectors. From the preservation of historical artifacts to the longevity of industrial infrastructure, the protection of

materials from degradation and damage is paramount for ensuring sustainability, safety, and economic viability. Traditional methods of material protection, often relying on rudimentary coatings and preventative measures, are increasingly challenged by the complex and dynamic threats posed by modern environments. Biological agents, corrosive substances, and extreme weather conditions necessitate the development of innovative and robust protective technologies. This chapter Cause of Deterioration MATS Centre for Distance and Online Education, MATS University 206 delves into the realm of modern material protection, exploring the transformative impact of cutting-edge technologies that are revolutionizing how we safeguard our valuable resources. We will examine the evolution of material protection, tracing the shift from passive barriers to active and intelligent systems. The focus will be on advancements that address a spectrum of threats, including biological degradation, environmental corrosion, and mechanical wear. We will investigate the principles behind novel coatings, advanced composites, and smart monitoring systems, illustrating their applications through real-world examples. The goal is to provide a comprehensive understanding of the modern technologies that are shaping the future of material preservation, enabling us to extend the lifespan of our assets and minimize their environmental footprint. The Silent Threat: Combating Biological Degradation with Advanced Coatings and Pest-Resistant Materials Biological threats, such as fungal growth, bacterial

colonization, and pest infestations, pose a significant challenge to the longevity of various materials, particularly in humid and warm environments. Traditional biocides, while effective in the short term, often raise concerns about environmental toxicity and the development of resistant strains. Modern technologies offer more sustainable and targeted solutions, leveraging the principles of nanotechnology, bio mimicry, and materials science. Anti-fungal coatings, for instance, utilize nanoparticles of silver, copper, or titanium dioxide, which exhibit potent antimicrobial properties. These nanoparticles can be incorporated into paints, varnishes, and other surface treatments, creating a durable barrier that inhibits fungal growth and bacterial colonization. The release of ions from these nanoparticles disrupts cellular functions in microorganisms, effectively preventing their proliferation. Biomimetic coatings, inspired by natural systems, offer another promising approach. These coatings mimic the surface properties of organisms that exhibit natural resistance to biological fouling, such as the self-cleaning surfaces of lotus leaves or the antimicrobial properties of shark skin. By replicating these surface structures at the nanoscale, researchers can create coatings that prevent the Preservation, conservation of Museum and Archeological MATS Centre for Distance and Online Education, MATS University 207 adhesion and growth of microorganisms. Pest-resistant materials, particularly in the construction and agriculture sectors, are crucial for protecting structures and crops from damage caused by insects and rodents. These materials can be engineered with specific chemical compositions or physical properties that deter pests. For example, wood composites can be treated with natural insecticides or engineered with dense fiber structures that are difficult for termites to penetrate. In agriculture, bio pesticides. derived from natural sources such as bacteria. fungi. or plants. offer a more

environmentally friendly alternative to synthetic pesticides. These bio pesticides target specific pests while minimizing harm to beneficial organisms and the environment. The development of these advanced coatings and pest-resistant materials represents a significant step forward in combating biological degradation, offering sustainable and effective solutions for protecting materials across a wide range of applications.

The Corrosion Conundrum: Utilizing Advanced Alloys, Protective Films, and Electrochemical Techniques

Few things matter as much as effective corrosion solutions. Conventional corrosion mitigation techniques, like applying protective coatings or using corrosion inhibitors, are typically limited in their efficacy and durability. The modern technologies provide more advanced and durable solutions based on the principles of materials science, electrochemistry and nanotechnology. Corrosive agents in hostile environments cannot affect advanced alloys, which have been designed with controlled composition and microstructure. For instance, for stainless steels (which contain chromium), the passive oxide protects the underlying metal from corroding. Nickel-based super alloys are used in high- temperature applications such as jet engines due to their exceptional oxidation and suffixation resistance. Protective films are applied via techniques including but not limited to plasma spraying, chemical vapor deposition (CVD), or physical vapor deposition (PVD) to form a barrier between the corrosive environment and the material. In fact, these films may be customized for certain applications and thus provide resistance to pitting, crevice corrosion and stress corrosion cracking.

34 Cause of Deterioration MATS Centre for Distance and Online Education, MATS University

208 ¹² Nan coatings have a large surface area and specific properties that make them a high-potential solution for combating corrosion. These coatings can be designed to self-heal, so that they actively repair damage and continue to provide protection. There are active methods to control corrosion using electrochemical techniques such as cathodic protection and anodic protection. In cathodic protection, an external current is applied to the material to make it the cathode (the negative pole in an electrochemical cell) in order to prevent corrosion. Giving an external current usually makes the material as anode and helps it to form a passive oxide layer that causes prevention from corrosion (Anodic protection) these methods can help safeguard substantial structures like pipelines and bridges. Such new alloys, protective films and electrochemical techniques for corrosion protection make a vastly innovative contribution to the longevity and durability of materials in corrosive settings." The Wear and Tear Dilemma: Employing Advanced Composites, Surface Hardening, and Lubrication Technologies Mechanical wear can be defined as the gradual removal of material from the surface of an object due to mechanical action such as friction, abrasion, or impact, and is therefore one of the most common issues across industries, especially in situations where there are moving parts or abrasive environments. Common wear protection methods, like hard coatings or lubrication, often face limitations in how effective or durable they can be. They employ advanced materials science, tribology, and nanotechnology, which can deliver more intensively, more lasting, low/zero-chemical processes. Specifically structured advanced composites, including tailored fiber reinforcements and matrix materials, also provide increased wear resistance in challenging scenarios. Carbon fiber composite materials have also been well studied, as they are widely used in aerospace and automotive applications due to their high strength-to-weight ratios and excellent wear resistance. Ceramic composites, such as used in cutting tools and engine components, are known for their hardness and wear resistance. Surface hardening process such as Carburizing, Nitriding, and Laser hardening can Preservation, conservation of Museum and Archeological MATS Centre for Distance and Online Education, MATS University 209 significantly enhance material surface wear resistance by, for example, the introduction of hard phases and/or microstructure modification. These methods can be customized to suit specific applications, with better wear resistance available in selected locations or on expansive surfaces. Advanced lubrication technologies, including solid lubricants and ionic liquids, are increasingly utilized to minimize friction and wear of moving components. Solid lubricants can create a thin film that fills gaps, reducing friction and wear (or preventing wear), such as graphite or molybdenum disulfide. Ionic liquids are a subset of molten salts that demonstrate very optimized lubrication performances at extreme conditions, including high-temperature and vacuum conditions. There are several promising ways to enhance lubrication performance by using nonmaterials like carbon nanotubes and graphene. These materials may also be used in lubricants or coatings to yield outstanding wear resistance and low friction. The improvements and developments in these advanced composites, surface hardening and lubrication technology continue to show a gradual reshaping of wear protection, which makes materials more durable in demanding applications. The Intelligent Guardian: Smart Monitoring Systems and Predictive Maintenance Alongside advanced materials

and coatings, smart monitoring systems are becoming an increasingly important part of preventing damage to materials and structures. These systems rely on sensors, data analytics, and artificial

intelligence to track the condition of materials and detect potential failures before they happen. Smart sensors; Acoustic emission sensors, vibration sensors, corrosion sensor, etc. By applying data analytics techniques on the raw data, we can recognize the patterns and trends that might be causing damage or when degradation may be observed. Both predictive models for remaining lifetime of materials and structures can be developed through artificial intelligence algorithms such as machine learning and deep learning. They evaluate a large amount of data, which can anticipate potential failures and improve maintenance schedules. For example, intelligent supervision systems can be used to monitor Cause of Deterioration MATS Centre for Distance and Online Education, MATS University 210 pipeline corrosion, bridge fatigue, or machine component wear. They can offer early warning prophesies of impending failure, enabling pre-emptive maintenance and averting disasters. Also, smart monitoring systems integrated with other technologies like drones and robots allow for remote inspection and maintenance of materials and structures in hazardous or difficult to access environments. Bridges, pipelines and wind turbines are also inspected by drones fitted with cameras and sensors. Specialized robots can go into confined spaces or in deep water for maintenance purposes. These smart monitoring systems are a major advancement in the protection of materials and allow for proactive and data- driven approaches to maintenance and asset management. The Environmental Sentinel: Sustainable Materials and Green Protective Technologies In response to the increasing attention paid to environmental sustainability, green protective technologies have been proposed which reduce the environmental impact of protective material. Such technologies are focused on the usage of renewable resources, waste reduction, and reducing hazardous chemical usage. Biodegradable coatings made from natural polymers like cellulose, starch, or chitosan represent a more sustainable option compared to conventional coatings. Such coatings decompose on their own with time, making sure waste is minimized and pollution to the environment is lesser. Plant extracts or microbial metabolites can be utilized as bio-based corrosion inhibitors, providing an ecologically friendly alternative to synthetic corrosion inhibitors. These inhibitors are biodegradable and eco-friendly, avoiding environmental pollution. Recycled materials are sustainable/higher quality alternatives to virgin materials including recycled plastics and recycled metals. These materials can be utilized to create protective coatings, composites and more. The development of such green protective technologies involves minimizing the energy consumption and the initial and overall carbon footprint of the material protection processes. This can be done by using energy-efficient machines, optimizing the process parameters, and implementing renewable sources of energy. Life Cycle Assessment (LCA) is Preservation, conservation of Museum and Archeological MATS Centre for Distance and Online Education, MATS University 211 a useful tool to evaluate the environmental impact of material protection technologies. LCA is a method to assess a product or process's environmental impacts during its whole life cycle, from the extraction of raw

Guardians against the Unseen: Proactive Protection against Biological Enemies of Materials The Silent Erosion: Acknowledging the Pervasive Threat of Biological Degradation The world surrounding us, inert and stable in form, is constantly attacked by various biological agents. These tiny foes everything from bacteria and fungi to insects and rodents has a remarkable talent for breaking down and demolishing a broad variety of products, natural and artificial. And, the silent erosion they cause often goes unnoticed until it is too late, resulting in expensive repairs, structural

failures, and even health hazards. This chapter explores the urgent and increasing need for active protection against these biological material assailants by delving into their attacking mechanisms and the need for prevention. In this course, you will learn the broad spectrum of biological agents that cause the deterioration of materials, their mode of action, and the environmental conditions that promote their growth. Although its specter lurks in the dark, damp corners of our homes where mold grows and uses up the nutrients in the air, and the expired food in the refrigerator, or the clay on your most precious pottery, or the green slime growing on the ocean-hungry hulls of ships the world over, the threat of biological degradation is everywhere. The first step to developing strong solutions for preserving materials is acknowledging how widespread this threat is. From responding to damage we're interested in getting into one-off repair, we'll tracking vulnerabilities so we can eliminate them all together stop fishing before we fall into it. We will look at the economic and environmental cost of this biological degradation to better understand the urgent need for effective and sustainable protection strategies. This website, therefore, labs a value for life through increasing awareness about the unseen elements that affect the material world and the manifestations of human endeavour, helping individuals and Cause of Deterioration MATS Centre for Distance and Online Education, MATS University 212 organizations take informed measures to preserve their investments and the lifetime of such structures and objects. The Economic and Environmental Imperative: Recognizing the Costs of Biological Damage Prevention of biological deterioration is a multimodal process, from material selection to environmental control to chemical protection; your unique use case will dictate your approach. Unless biological degradation is always prevented at the material selection stage, using naturally-resistant materials, like certain hardwoods or treated lumber can drastically reduce the chances of biological attack. Hide glue joins wood pieces, while viscose occurs in textiles, as mould could cause such materials to degrade biologically, so a good level of temperature and humidity control must be maintained. This includes keeping the temperature and humidity levels at a range within which the food can be stored, ensuring good ventilation and avoiding moisture build-up. Cleaning and regular maintenance can also reduce organic debris and prevent microorganisms from proliferating. Additional defence against biological agents may be provided by protective treatments such as biocides, preservatives and coatings. Biocides chemical substances that destroy or stop the growth of microorganisms. Preservatives are chemical solutions that prevent the decay of organic materials from wood to cloth. Coatings can act as a shield, protecting the material from environmental moisture intrusion and biotic of microbial attack. Protective treatments should be selected and applied based on the material, the environmental condition and the human

should be selected and applied based on the material, the environmental condition and the human health and environmental risks. Integrated pest management (IPM) integrates all available pest management techniques in a way that is environmentally sustainable, including habitat manipulation, biological control, and the judicious use of pesticides. Integrating biological pest control into IPM leads to reduced reliance on chemical pesticides and encourages sustainable pest management practices. Routine checks and surveillance are necessary for early detection of biological deterioration. It helps in taking quick action which limits the extent of damage. Research continues into Preservation, conservation of Museum and Archeological MATS Centre for Distance and Online Education, MATS University 213 new and creative protection measures. She predicts that the world will move towards greening the supply chain as researchers study how to


use nanotechnology, bio mimicry and other advanced technology to create longer- lasting, sustainable materials. This can include the installation of sensors and monitoring systems into the structure and objects, which can provide real-time information about environmental conditions and biological processes, enabling proactive maintenance and intervention. With a global reactive and proactive protection strategy, the incidence of biological degradation can be diminished and greatly prolong the service life of materials. There is an economic fact as well as an environmental one; the cost of biological damage, both economic and environmental, must be taken cognizance of. Biodegradation comes with a heavy economic and environmental price tag. Damaged materials can be costly to repair or replace, requiring a substantial investment of money and labor. Biological degradation can cause structural failures which can result in property damage, injury, and death. Another important aspect must not be forgotten: the environmental footprint of biological degradation. Breaking down organic material emits greenhouse gases like methane and carbon dioxide, which contribute to climate change. The application of chemical biocides and preservatives may pollute soil and water, affecting ecosystems and human health. Waste and pollution: Waste and pollution are created in the disposal of damaged materials. The impacts of biological degradation extend beyond direct loss of revenue and environmental harm. They also come with indirect costs, like lost productivity, higher insurance premiums and lower property values. Biological degradation can be extremely destructive, especially in domains like construction, agriculture, transportation, etc. Biological degradation in the construction industry leads to building collapse, deterioration of bridges and other infrastructure, which results in expensive repairs and replacements. Loss of crops or livestock due to biological degradation affects food security and economic stability in agriculture. In the transport sector, biofouling of ships hulls is associated with underperformance, and the influence of biological degradation of airplane parts manifests as increased maintenance Cause of Deterioration MATS Centre for Distance and Online Education, MATS University 214 costs and additional fuel consumption. Benchmarking the economic and environmental costs of biological degradation gives decision-makers an incentive to invest in protective measures proactively. Understanding how much someone will have to pay if damage occurs and how much money they can save by preventing it makes it possible to make better choices about where to spend resources and which protective

makes it possible to make better choices about where to spend resources, and which protective measures can be implemented. New protective techniques, which are environmentally friendly and sustainable, should be established to reduce the environmental impact caused by biological degradation. This also includes the application of natural biocides like essential oils and plant extracts and the design of biodegradable materials. Implementing circular economy principles like recycling and reuse can similarly mitigate waste and minimize the environmental impacts associated with material production and consumption. The Human Health Dimension: Safeguarding Well-being from Biological Hazards The damage caused to the materials due to biological degradation can pose danger to a human. Microorganisms like bacteria and fungi can also produce toxins and allergens that lead to respiratory problems, skin irritations and other issues. Mold in buildings may create sick building syndrome, a condition marked by various symptoms, including headaches, fatigue and trouble concentrating. It can be spread to humans by insects and rodents, such as with Lyme disease, West Nile virus and Hantavirus. Biological hazards at the workplace can result in occupational diseases and injuries. Biological degradation

poses significant risks to health, particularly in sensitive groups like children, the elderly and the immunocompromised. It is the prevention of biological hazards which is crucial to protect the health and well-being of humans. These include basic hygiene measures like cleaning and disinfecting regularly, as well as controlling environmental conditions conducive to microbial development. Air filtration systems and ventilation can eliminate airborne organisms and allergens. Controlling the population of insects and rodents also helps to prevent diseases. Preservation, conservation of Museum and Archeological MATS Centre for Distance and Online Education, MATS University²¹⁵ This includes removing food sources, sealing entry points, and employing suitable pest control techniques. Biocides and disinfectants are increasingly recognized for preventing microorganisms from growing in buildings and other environments: they need to be safe and also effective. Avoid being exposed to biological hazards by using personal protective equipment like masks and gloves. One person has already died, and many others have quite possibly been infected, which means education and training of workers and the public on the health risks of biological degradation will be very important in the future to promote awareness and prevent the disease. This will include information about biological hazard identification, preventive measures taken, and the use of protective equipment. If we focus on the health and well-being of all people, we can make the world a safer, healthier place. The Technological Frontier: Innovations in Detection and Protection This ongoing fight against biological degradation is ever-changing, powered by advances in detection and protective technology. The emergence of rapid and precise detection techniques is necessary to detect early signs of biological activity and prevent the spread of harm. Specific microorganisms and their metabolic products may be detected by polymerase chain reaction (PCR), enzyme-linked immunosorbent assay (ELISA), and fluorescence microscopy. Multiple Choice Questions (MCQs): 1. The primary cause of deterioration in archival materials is: a) Exposure to high temperatures b) Exposure to physical and environmental factors like light and humidity c) Excessive handling by archivists d) None of

the above 2. Chemical pollution can cause deterioration in archival materials by: a) Increasing the shelf life of documents b) Reacting with materials to weaken or discolor them Cause of Deterioration MATS Centre for Distance and Online Education, MATS University 216 c) Protecting documents from external factors d) Both a and c 3. Atmospheric pollution can negatively affect archival materials by: a) Increasing moisture and air pollutants, which accelerate degradation b) Helping preserve the quality of paper c) Stabilizing the integrity of ink d) Both b and c 4. Fungi and mould can damage archival materials by: a) Strengthening the structure of paper b) Causing stains, odors, and physical breakdown of documents c) Preventing the deterioration of ink d) None of the above 5. Insects and rodents are biological threats to archival materials because they: a) Consume materials like paper and leather b) Contribute to the decomposition of archival records c) Both a and b d) Help maintain the physical integrity of materials 6. Physical pollution includes factors such as: a) Light exposure and humidity b) Pests and insects c) Chemical reactions d) Both a and b 7. Which of the following is NOT a biological enemy of archival materials? a) Mould b) Fungus c) Temperature d) Insects Preservation, conservation of Museum and Archeological MATS Centre for Distance and Online Education, MATS University 217 8. Atmospheric conditions like humidity and temperature: a) Are not important in archival preservation b) Can cause irreversible damage to archival materials c) Help in preserving documents d) Both b and c 9. The

main role of fungi in deterioration is: a) They eat away the paper and make it brittle b) They help in digitization of records c) They strengthen materials d) None of the above 10. The most effective way to prevent deterioration is to: a) Use chemical treatments b) Store materials under controlled environmental conditions c) Increase exposure to light d) None of the above Cause of Deterioration MATS Centre for Distance and Online Education, MATS University



218 To understand the building design standards for archival centers and how they contribute to the preservation of archival materials. To explore the planning, furniture, and filing systems required for an effective archival environment. To examine binding materials, binding processes, and types of bindings used for archival materials. To study the use of copyright in relation to archives and how it affects the management and access to archival materials. Building design is the art and science of "creating" the drawings to prepare for constructing a building. It is not just creating visually appealing structures; it is a holistic process involving planning, designing, and constructing buildings to be functional, safe, and sustainable. Designing a building is a complex balance between artistry and function; architects and engineers have to account for many factors while doing so, including the purpose, for which the building will be used, the features of the site, the needs of the client, and the building codes and standards that apply. Its process starts from conceptualization, wherein the architect imagines how the building will look and function; and it goes through the phase of schematic design, design development, and finally construction

MODULE 4 BUILDING DESIGN AND STANDARD Structure UNIT 11 Building Design and Standards UNIT 12 Planning, Furniture, and Filing UNIT 13 Binding Materials and Processes UNIT 14 Use of Copyright in Relation to Archives OBJECTIVES UNIT 11 BUILDING DESIGN AND STANDARDS MATS Centre for Distance and Online Education, MATS University 219

documentation; and this entire process ends with the realization of the built environment. The design of a building is more than just shelter, it is the space between spaces. Figure 4.1: Building Design And Standards It is about designing spaces that promote well-being, connectivity, and creativity. The way a building is designed can really affect the people inside of it, from their mood to their productivity and even their quality of life. A building that is designed thoughtfully can create a sense of place, rooted in the cultural identity and historical context of the surrounding area. In Addition, building design serves an essential purpose in confronting modern issues like climate change, resource depletion, and urban sprawl. Perhaps by using principles of sustainable design, architects can reduce the ecological footprint of a building while using energy and water responsibly and fostering good health in interior spaces. The history of Building Design and Standard MATS Centre for Distance and Online Education, MATS University 220

architecture reflects the cultural, landscape and material development of a country and is influenced by technology, society and the aesthetic. Whether it be the ancient pyramids of Egypt or the towering skyscrapers of a contemporary city, buildings are reminders of human inventiveness and imagination. This chapter focuses on the important aspects of design, providing a thorough understanding of the design fundamentals, design processes and the eminent role played by standards in offering safety, quality control and sustainable development. We will look at the different stages of the design process, the various types of building designs, and the influence that building codes and standards have on the built environment. The Architect's Process: Navigating the Stages of Building Design from Concept to Construction The design process for a building is a methodical and iterative process, consisting of a sequence of specific stages that take a concept from an abstract idea to a physical structure. Two different stages make sure that the final design includes every necessary factor in detail. Pre-design is the first step of the design process. Then,

they perform site surveys, analyze zoning regulations, and produce a project brief detailing the project goals and objectives. Next comes the schematic design stage where the architect refines

the initial design concepts and tests various spatial arrangements, building forms, and materials. At this stage you generate sketches, diagrams and 3D modelling to explore the building in general. During the design development phase, the schematic design is further refined, with detailed drawings and specifications developed that describe the building's structural, mechanical and electrical systems. Selecting specific materials, finishes, and equipment; coordinating with engineers and consultants to ensure that the design is technically feasible and cost-effective.

Construction Documentation The stage of the project that results in the set of drawings and specifications that will be utilized by the contractor to build the building. This phase is the production of detailed drawings, schedules, and specifications for the construction of the project. This phase is where you have to choose a Preservation, conservation of Museum and Archeological MATS Centre for Distance and Online Education, MATS University 221 contractor to construct the building. During this phase, you will evaluate bids from various contractors, negotiate contracts, and award the contract for construction.

Construction administration stage Construction administration stage, material; supervision and oversight of the construction work to ensure it is being performed according to the design documents. This is the stage where you are out in the field doing site inspections, working through shop drawings and solving problems out in the field. The team provides the client with manuals and trains the client on the operation of the building systems at this stage as well. Architects and engineers collaborate during the design process, ensuring a coordinated integrated building design. They work directly with the client, sending regular progress updates and incorporating the client's feedback in the design. The process involves constant feedback and revisions until the desired look is achieved.

Figure 4.2: Architect's design Process

Building Design and Standard MATS Centre for Distance and Online Education, MATS University 222

The Tapestry of Design: Exploring Diverse Building Design Types and Their Unique Characteristics There is a variety in the building types involved in building design. There is a building for every purpose; from residential houses to business high rises, each serves its purpose and therefore needs a different design approach. Residential design is the art of creating comfortable and functional living spaces that cater to the needs of individual families. In contrast, this style of design focuses on privacy, comfort, and personalization, utilizing aspects of bedrooms, bathrooms, kitchens, and living spaces. Commercial design deals with the design of spaces where businesses run- offices, retail stores, restaurants, and so on. Design of this nature focuses on efficiency, function and branding and includes aspects such as open floor plan, fluid work spaces and customer accessibility. And here, institutional design the type of design that is concerned with creating spaces in the public interest (think schools and hospitals, even government buildings) takes the lead. This design approach features accessibility, safety, and durability, including classrooms, patient areas, and public spaces. Industrial Design Refers to the design of spaces to support manufacturing and industrial processes, such as factories,

warehouses, and power plants. This kind of design focuses on efficiency, function, and safety and includes loading docks, storage, and production lines. Specialty design is where designing for specialized spaces, labs, museums, and sports, stadiums, etc. Such designing focuses on the functional requirements of controlled environments, display areas, and spectator seating. Every type of building poses its own set of design questions and opportunities. In residential design, a heightened understanding of human interaction in shared spaces is essential, whereas

commercial design asks for a greater attention on efficiency and functionality. Industrial design focuses on safety and productivity and institutional design has to balance public access to comfort and security. Specialty design: in-depth knowledge of the building's use. The building type also determines the building materials, finishes, and building system. Residential design commonly uses natural materials and warm colors to create a cozy atmosphere, while commercial design tends to focus more on using durable, low-

Preservation, conservation of Museum and Archeological MATS Centre for Distance and Online Education, MATS University 223

maintenance materials. Institutional design frequently includes sustainable materials and energy-efficient systems; industrial design frequently includes rugged and durable materials. Unusual and unconventional building materials and technologies will often be galvanized to create a specialty design that manifests the specific needs of the intended use of the building. The Guiding Principles: The Crucial Role of Building Codes and Standards in Ensuring Safety and Quality Building codes and standards are critical components to ensure buildings are safe, high quality, and sustainable. Building regulations specify how a building should be designed, constructed, and maintained to meet minimum requirements in terms of structural stability, fire safety, accessibility, and energy efficiency. Building codes are technical legal documents that set forth minimum requirements for the construction of buildings. Local governments usually adopt and enforce them, mandating that the buildings within their scope adhere to specific requirements. Building standards are voluntary guidelines for best practices in building design and construction. They are created in the industry by industry organizations and professional societies to offer technical guidance and to promote innovation. Building codes and standards address various aspects of construction, including but not limited to, structural design, fire safety, mechanical, electrical and plumbing systems, accessibility, and energy efficiency. They are regularly updated and modified to keep abreast of advances in technology, changes in building techniques, and shifting cultural demands. Building codes and standards help protect the health and safety of building occupants. They make sure that buildings are structurally sound, fire-resistant and other hazards and accessible to people with disabilities. They, in turn these also help reduce building carbon and promote energy efficiency and sustainability. Where compliance with the relevant codes and standards is made enforceable, it is generally made to occur via a system of permits and inspections. You must have building permits before construction begins The design must meet the requirements in all respects. Department that oversees the city's building Building Design and Standard MATS Centre for Distance and Online Education, MATS University 224 code, these inspections are done during the construction to ensure the building is being built as per the approved plans. Building codes

the construction, to ensure the building is being built as per the approved plans. Building codes and standard on a specific location from the building type. Residential buildings, as an instance, are usually not governed by the same codes and standards as commercial buildings. Earthquake-prone areas have stricter seismic design requirements than other areas. About the International Code Council The International Code Council is the organization that publishes model building codes and standards. However the ICC's International Building Code (IBC) is used by jurisdictions throughout the United States and the world. Organizations that write codes and standards for buildings include the NFPA, ASHRAE, and 1 ANSI. 2 The Sustainable Imperative: Integrating Green Building Design and Environmental Considerations With a growing awareness of environmental issues, architects and engineers have placed an increasing priority on sustainable

building design. The definition of green building design encompasses minimising the impact that buildings have on the environment, conserving resources, and creating healthy living environments. It encompasses a variety of approaches: energy efficiency, water conservation, material selection, and indoor environmental quality, to name a few. Energy efficiency refers to lowering the energy consumption of the building by incorporating high-performance insulation, high-efficiency glazing, and high- efficiency heating and cooling appliances. Water conservation, which includes techniques such as low-flow fixtures, grey-water harvesting systems and landscaping that does not require an excessive amount of water, will help the building consume less water. To achieve this, the initial plan is to emphasize on eco-friendly raw material selections, while also being conscious of sustainability and durability of materials, as well as selecting local material supply when possible. Indoor environmental quality is the practice of creating healthy and comfortable. Preservation, conservation of Museum and Archeological MATS Centre for Distance and Online Education, MATS University 225 UNIT 12 PLANNING, FURNITURE, AND FILING Modern Workspace; A Systematic Approach for Efficient Work Life The modern workspace can be a sprawling corporate office, or a compact corner home study. Its design and function aren't random; they're planned in order to create the foundation for easy and optimised operation. In this perspective, planning is not just about the aesthetics of the place; it has a broader approach that addresses space utilization, workflow organization, and resource optimization. It starts with a deep understanding of how the organization or individual operates their goals, and their needs. Space Analysis With up to maneuvers before the final settlement, the first step in determining a functional office space is an extensive analysis of space requirements based on the number of employees, their types of work, and future man-up potential. Next, this evaluation feeds into the layout design, which determines how workstations, meeting rooms, and common areas will be arranged. Planning also involves technology integration so that the workspace has the infrastructure for communication, collaboration, and data management. There are also considerations for things like ergonomics, lighting, and acoustics, which comes together to make a space that supports well-being and reduces distractions. Preparation is not a singular entity with physical characteristics, including the formulation of procedures and protocols. Such as policies for document handling, data security, and resource usage. An organized workplace inspires order in the individual and

data security, and resource usage. An organized workplace inspires order in the individual and teams, allowing them to perform their core functions without being hampered by operational issues. It nurtures an atmosphere where creativity and innovation flourish, fostering collaboration and communication. Ultimately, planning is the architect in the game of efficiency, molding the workspace into a productive ecosystem. The Art of Ergonomics: Selecting Furniture for Optimal Comfort and Productivity Furniture; Furniture, the physical representation of workspace planning, generates user experience and productivity. Choosing the right furniture is not just an aesthetic concern it is a tactical choice with significant ramifications for Building Design and Standard MATS Centre for Distance and Online Education, MATS University 226 people's comfort, health, and productivity. "Ergonomics, which is the study of how products and environments are designed for human use, is the foundation for choosing all furniture." Ergonomic furniture is designed to reduce strain on the body, lowering the likelihood of developing musculoskeletal problems and helping maintain proper posture. At the heart of ergonomic furniture is the adjustable chair. Lumbar support, adjustable armrests, and a seat height that allows for a comfortable leg position are

necessary for a properly designed chair. A backrest that adjusts for various posture and a cushioned seat should be all provisions for comfort in prolonged use. Another key component is the workstation (or desk). It must be of sufficient size to fit all required equipment and materials, and its height should be adjustable to enable workers to find comfortable working positions. Figure 4.3: Art of Ergonomics The keyboard and mouse must be placed as close as possible with ideal height placement so there is no strain on the wrists and body. Placement of the monitor itself is also important; the monitor should sit at a level with the eyes and at the proper distance to avoid strain on the neck and eyes. However furniture is not limited to just chairs and workstations; it plays a vital role in creating comfort Preservation, conservation of Museum and Archeological MATS Centre for Distance and Online Education, MATS University 227 and productivity in the workplace. File cabinets, shelves and drawers are storage solutions that should be easily accessible and organized. Lighting fixtures must offer sufficient light without creating glare or shadows. These acoustic panels and dividers soundproof the space, which reduces noise levels and creates a more focused work environment. Particular individuals and tasks should be taken into consideration when selecting furniture. For example, those who work long hours⁸ in front of computers may benefit from sitting and standing desks,⁹ while people who engage frequently with collaborative tasks may benefit from flexible seating⁴ arrangements. The investment in quality, ergonomic furniture is not just a cost, but a condition for the health and productivity of people, as well as a good aoptimized work environment. The Chronicle of Order: Establishing Effective Filing Systems for Information Management The document management system is by far one of the most critical things in the era of information. Filing systems, both physical and digital, are the chronicles of any organization or individual work. A well-planned filing system starts with identifying the various types of documents that need to be stored and the rate at which they are accessed. Physical documents: filing cabinets, shelves, and boxes are the main storage solution. Choosing how to store documents depends on their size and weight as well as the space you

Choosing how to store documents depends on their size and weight, as well as the space you have available. Filing cabinets are good for letter- and legal-sized documents, and shelves/boxes for larger documents and bulk type materials. You can organize physical files in a multitude of ways alphabetically, numerically, or by date. This term is broken down into two these are alphabetical and numerical filing, which refers to the way of arranging documents either by name and subject or according to a unique number assigned to each document. Chronological filing organizes documents by their date, with the latest date-front. Some require the flexibility of different formats whereas others need the digital cost-saving process of e-filing. Digital filing systems (which are becoming more and more common) have many benefits over their physical counterparts. They offer better accessibility, search ability, and security. Building Design and Standard MATS Centre for Distance and Online Education, MATS University

228 Digital files may reside on computers, servers, or on the cloud. A directory structure should refer to the organization of digital files; this can take the form of a hierarchy of folders, where folders and subfolders indicate various categories and subcategories for the files contained within them. Search ability can also be enhanced using metadata, such as file names, tags, and keywords. Regular backups are important because they protect digital files from data loss due to hardware failures or cyber attacks. This will help you to ensure consistency and productivity through our established naming conventions and file organizational systematic. Maintaining the filing system involved regular audits and updates to ensure relevance and proper functioning. A good filing system one that makes sense, be it physical or digital is a dependable information “store,” allowing individuals and teams to efficiently access documents at any time. The Symphony of Synergy: Integrating Planning, Furniture, and Filing for a Harmonious Workspace When planning, furniture, and filing systems effectively work together, this is when the true potential of a workspace shines through. Integrating all of this requires seeing it all as part of a system. For example, with your layout design, filing systems should be placed near to the workstation. It is ideal to select furniture that complements the storage requirements of users allowing adequate space for filing cabinets and other storage options. Digital filing systems must be implemented into the organization’s technology infrastructure which can allow files to be accessed from any workstation. And not only that, this integration additionally encompasses the creation of operational procedures and protocols which award the workspace its effectiveness. This includes deciding how you want to handle document management, which resources you will utilize, and how you will communicate with your team. They require regular training and communication so that people know about and follow these procedures. Cultivating an atmosphere of collaboration and communication is also key to building a harmonious work environment. This can be done by creating common spaces that promote interaction and use of technology tools that enable Preservation, conservation of Museum and Archeological MATS Centre for Distance and Online Education, MATS University 229 communication. A 'synergistic' effect, where planning, furniture and filing systems work together the whole being greater than the sum of its parts. As a result, that enhances productivity, collaboration, and a positive and effective work environment as well. The Adaptable Ecosystem: Flexibility and Future-Proofing in Workspace Design Gone are the days of the rigid office; the disruption brought forth by recent global events has and will continue to change the way we work. Workspace design regularly considers the flexibility that is required when new technology, work practices, or organizational structure comes into the picture, the future- proofing that this would require. This can be accomplished with modular furniture, movable partitions and flexible technology infrastructure. For office interiors, modular furniture can be rearranged at any time to reconfigure workstations and meeting spaces, while mobile partitions can help create impromptu workspaces or divide large areas into smaller ones. Flexible technology frameworks like wireless networks and cloud solutions enable easy coupling of new devices and apps. But future-proofing is also knowing what will happen next and integrating that into the design. That this includes planning for the potential implications of new technologies, like AI and virtual reality, on the workplace. It also includes designing for sustainability, installing energy-efficient lighting, and

using environmentally sensitive materials. Activity-based working (ABW) is an example of flexible workspace design. These spaces can include quiet zones, collaboration areas, and social spaces

to promote social interaction and well-being. Employees have the flexibility to select the optimal workspace that meets their requirements at any moment in time. This method encourages flexibility, teamwork, and independent employees. The technology also helps bring about flexible workspace. Cloud services enable easy remote access to their files and applications, allowing individuals to work from anywhere. Video conferencing and collaboration tools allow communication and collaboration between distributed teams. This has led to the development of the modern Building Design and Standard MATS Centre for Distance and Online Education, MATS University 230 workspace ecosystem, an adaptable system of various tools and technologies designed to facilitate collaboration, communication, and productivity in the workplace. The Human Element: Cultivating a Positive and Collaborative Workspace Culture When it comes to building a productive and efficient workspace, the physical setup is only a part of the equation. Equally important is the human element covering culture, values, and individual's behavior. A positive and inclusive workspace culture where people work together will also encourage teamwork, and hold creativity and innovation. This includes creating a community spirit, encouraging communication, and acknowledging individual or team efforts. So much more than management, leadership defines a workspace culture. Regardless of the answer, leaders should model good behaviours, such as respect, empathy, and collaboration, and define an inter-personal environment in which individuals feel appreciated and supported. Team meetings, social events, and casual interactions are all essential to building relationships and a community. Open communication is key to sharing ideas, resolving conflicts, and building trust to avoid any frustration. Preservation, conservation of Museum and Archeological MATS Centre for Distance and Online Education, MATS University 231 UNIT 13 BINDING MATERIALS AND PROCESSES Binding, a practice as old as humanity, encompasses the most basic principle in existence: the force that draws separate entities into a single entity. From the simplest method of using natural adhesives to the advanced variations of chemical joining practices employed by the modern industry, the ability to connect materials has been an integral part of the development of our world. Binding materials and processes are functional, but they directly facilitate the creation of structures, products and even information repositories that are the backbone of our society. The nature of binding, and the multitude of materials and processes via which adhesion can be reached is discussed in this chapter. You'll go beyond just a surface-level understanding, exploring the scientific principles that underlie bonding, the historical development of binding practices, Figure 4.4 Fundamentals and Evolution of Binding Practices MATS Centre for Distance and Online Education, MATS University 232 and the importance of binding in practical applications across fields. The aim of our work is to give a complete insight of binding, including theoretical background, practical implementations, and future directions. We will look into the molecular interactions that allow adhesion, the different types of binding materials available, and the range of

processes that can be used to create strong and durable bonds. Additionally, we will touch upon the challenges and advancements in the realm of binding technology, the questions of environmental sustainability, material compatibility, and the creation of cutting-edge adhesives for specific uses. The impact of binding on our lives and potential future advancement can be gleaned by learning the technicalities behind it. The Molecular Dance: Understanding the Science of Adhesion The force that keeps two surfaces stuck together, adhesion is a complex process that is

governed by a range of intermolecular interactions. Mechanically entangled and chemically bonded interactions are the two broad classes of these interactions. Mechanical interlocking happens when an adhesive penetrates the irregularities on a substrate that creates a physical bond. This method of adhesion is commonly found on porous surfaces like wood and fabric, where it is able to penetrate into smaller pore spaces and provides a strong mechanical grasp. In contrast chemical bonding is formed when adhesive and substrate bond at chemical level. This type of bonding is usually stronger than mechanical interlocking and applies to materials with smooth surfaces, including metals and plastics. The strength of the resulting chemical bond will mainly rely on the type and the number of bonds made and the surface area of the bond. Adhesion also involves weak intermolecular forces called van der Waals forces. These interactions occur due to short-range fluctuations in the electron cloud around and within the molecules that cause temporary dipole moment formations within a molecule and between molecules. Van der Waals forces are especially significant in the adhesion of polymers, which are long chains of molecules that can often interact over a large surface area. Another important property of a material for adhesion is surface energy. Surface energy is related to the thermodynamic energy of a system when its surface (boundaries/edges) is also taken into account. High surface energy materials, like metals, are easier to bond than low energy surfaces, like plastics. A second important factor is wet ability of the adhesive on the substrate. How easily a liquid adhesive spreads on the surface of a substrate is called wet ability. Good wet ability is required for good performance and a strong bond, as it enables the adhesive to make intimate contact with the substrate. Adhesive viscosity also impacts the wet ability. High viscosity adhesives do not spread as easily as low viscosity adhesives. It's an important process that allows for the adhesive to harden and create a firm bond. Various processes can occur during curing, including solvent evaporation, polymerization, and cross linking. Heat, pressure, or ultraviolet light can hasten that curing process. Knowledge of the science of adhesion is critical when selecting the appropriate binding material and process for a particular application. Optimizing of the bonding could lead to strong and durable bonds through molecular interactions, surface energy, wet ability, and curing. The Pantheon of Adhesives: Exploring the Diverse Types of Binding Materials Binding materials come in many other varieties, too, depending on the adhesive, and each has its advantages and disadvantages. Before going into the details of adhesives, there are three main classes of adhesives that can be identified – natural adhesives, synthetic adhesives and pressure sensitive adhesives. Natural adhesives, from plants and animals, have been around for a long

sensitive adhesives. Natural adhesives, from plants and animals, have been around for a long time. These are animal glues, starch-based adhesives, and natural rubber. Widely used eco-friendly and biodegradable glues do have some constraints on strength, durability, and temperature resistance. Synthetic adhesives, on the other hand, which are created through chemical synthesis, provide a broader range of properties and performance characteristics. Epoxy resins, cyanoacrylates, and polyurethane adhesives are examples. Adhesives have broad range of formulations for different specific properties such as high strength, flexible, resistive to heat & chemicals or moisture. Pressure-sensitive adhesives (PSAs), which bond to Preservation, conservation of Museum and Archeological MATS Centre for Distance and Online Education, MATS University 234 surfaces by applying light pressure, are widely used in tapes, labels, and

other self-adhesive products. Such adhesives are usually acrylic or rubber based and provides good adhesion and cohesion. They are prime candidates in applications ranging from aerospace to automotive and construction; based on their high strength and chemical resistance, epoxy resins are widely used. These are typically strong cross linked polymer networks responsible for the mechanical properties of these excellent adhesives. Cyanoacrylates are fast-curing adhesives that form strong bonds with many materials the products popularly known as super glues. In fact, they are widely used in applications that require fast bonding, including electronics assembly and medical devices. Polyurethane adhesives are flexible, strong adhesives commonly used in the footwear, automotive and furniture industries. In addition, these adhesives can be formulated to have defined properties such as high elongation and weather resistance. Other types of polymer include hot melt adhesives, which are solid at room temperature and soften at an elevated temperature, and are utilized for packaging, bookbinding and product assembly. These adhesives cure quickly, facilitating high production rates. Choosing the right adhesive for a particular application needs to be done by looking closely at the property being stuck, the environment conditions being done in, and the performance requirements. Knowledge where we can take an advantage from the characteristics and use of different kinds of glues. The Symphony of Joining: Delving into the Diverse Binding Processes Bindery is a multi-step process, with everything from surface preparation to adhesive application and curing. The actual binding process will depend on the specific materials to be bonded, the adhesives being used, and the required bond strength and durability. Proper surface prep on all bond lines is crucial. This is done by cleaning and roughening the surfaces for adhesion, this improves the wet ability of the adhesive and increases the bonding surface. Solvent cleaning, abrasive blasting, chemical etching are among the ways to clean. Methods for roughening include sanding, grit blasting, and plasma treatment. There are multiple types of adhesive application, such as brush, spray, dip (roller coat). Building Design and Standard MATS Centre for Distance and Online Education, MATS University 235 Application methods may vary based on the adhesive's viscosity, surface area/shape, and bond thickness. Curing: Refers to the process which hardens the adhesive with the help of some mechanism like evaporation of solvents, polymerization and cross linking. Heat, pressure and ultraviolet light can speed up the curing process. Along with the adhesives, joining techniques which mechanically

speed up the curing process. Along with the adhesives, joining techniques which mechanically fasten the materials together are also employed. Various examples are riveting, bolting, and welding. If the application involves high stress or high vibration a joining technique can also add further strength and durability to the bond. Adhesive bonding can be integrated with other joining processes such as welding and brazing to form a hybrid joint. By using a combination of both techniques, these hybrid joints can achieve high strength with moderate corrosion resistance. For instance, adhesive bonding can be applied to bond dissimilar materials that cannot be soldered. Depending on the production volume and automation needs, the binding process can be adjusted as well. For high-volume filling applications, automated processes like robotic adhesive dispensing and ultrasonic welding of components can be used. Such processes are able to yield high speed and consistency, thus minimizing labor costs and enhancing product quality.

Choosing the Right Binding Process: Very few factors to be taken into consideration while choosing the binding process which includes the materials used to bond, adhesive, and the production needs. A distinct binding process exists; It allows the bonding process to tune and deliver the desired

results.

The Crucible of Innovation: Addressing Challenges and Driving Advancements in Binding Technology

The field of binding technology is constantly evolving, driven by the need for stronger, more durable, and more sustainable bonds. Researchers and engineers are developing new adhesives, processes, and applications to address the challenges of modern manufacturing and construction. One of the major challenges in binding technology is the bonding of dissimilar materials. Dissimilar materials, such as metals and plastics, have different thermal expansion coefficients and surface energies, which can lead to bond failure. Researchers are developing new adhesives and surface treatments to improve the bonding of dissimilar materials. Another challenge is the development of environmentally friendly adhesives. Traditional adhesives often contain volatile organic compounds (VOCs) and other hazardous chemicals, which can have negative impacts on human health and the environment. Researchers are developing bio-based adhesives and water-based adhesives to reduce the environmental impact of bonding.

Figure 4.5: Binding Technology

The development of high-performance adhesives for extreme environments is another area of active research. These adhesives must be able to withstand high temperatures, high pressures, and corrosive environments. Researchers are developing new polymer matrices and toughening mechanisms to improve the performance of adhesives in extreme environments. The use of nanotechnology in adhesives is also a promising area of research. Nanoparticles can be added to adhesives to improve their mechanical properties, thermal conductivity, and electrical conductivity. Researchers are developing new methods for incorporating nanoparticles into adhesives and controlling their dispersion. The development of smart adhesives, which can respond to changes in their environment, is another area of active research. These adhesives can be used in applications such as self-healing materials and structural health monitoring. Researchers are developing new polymer

Materials and Cultural Heritage: Monitoring, Research and Developing New Polymers

Preservation, conservation of Museum and Archeological MATS Centre for Distance and Online Education, MATS University

238 UNIT 14 ³¹ USE OF COPYRIGHT IN RELATION TO ARCHIVES Archives are repositories of historical records and cultural heritage that are critical to preserving the collective memory of societies, institutions, and individuals. Their primary responsibility is twofold: to collect and preserve materials of enduring value, and to provide access to these materials for researchers, scholars, and the public. But this dual mandate often conflicts with the exclusive rights afforded by copyright law. Copyright, which exists to safeguard creators and encourage the production of works of art and intellect, provides authors and other rights holders exclusive control over the reproduction, distribution, adaptation and public display of their works. In carrying out their preservation and access functions, archives often need to reproduce, digitize and provide access to copyrighted materials, and potentially infringe these exclusive rights. As such, copyright law's tenets of exclusivity and protection stand in stark contrast to archivists' archival mission, which presents a tension-filled reality that creates a legal and ethical complexity for archivists. They must navigate the tension between serving to preserve cultural heritage and provide public access with the need to respect creators and rights holders. In these chapters, the focus shifts to the complexities of copyright law as applied to archives, including the different provisions and exceptions, as well as limitations that affect the use of copyrighted works within archival collections. The historical evolution of copyright law and its impact on archival practices will be discussed here, including key legal cases and other legislative developments that led to the current legal landscape. The goal is to equip archivists with the necessary insights to balance the preservation of materials that may otherwise be lost, while being mindful of the rights of creators and owners of copyrighted materials, ultimately empowering them the ability to implement policy and procedures that appropriately consider copyright constraints when handling stolen and/or trespasser materials. MATS Centre for Distance and Online Education, MATS University 239

Figure 4.6 : Copyright In Archives The Scope of Copyright Protection and Its Implications for Archival Materials Literary, artistic, musical, dramatic and audiovisual works (among others) are protected by copyright. This wide-ranging coverage includes many of the materials found in the typical archival collection, such as manuscripts, photography, film, sound recordings, and architectural drawings. Copyright protection is automatic as soon as a work is created and generally lasts for the life of the author plus a specific number of years, which can vary according to jurisdiction. It is also possible for the corporate authorship or that of government Building Design and Standard MATS Centre for Distance and Online Education, MATS University 240 agencies (in some jurisdictions) to be covered by copyright protection. Many historical materials are protected by copyright, even decades or centuries after, and the long duration of copyright protection is a major challenge for archives. Copyright protection to archival materials enforces extensive implications. Copyright laws, however, prohibited archivists from opening all items in their collections to the public. This step is finding out who wrote it, when it was created and who owns the copyright. For many of these materials particularly older ones establishing authorship and ownership rights can be complicated and take years to sort out. Copyright law gives the granted to exclusive rights that limit the ways archives can use copyrighted materials. For instance, archives are often required to seek permission from the copyright holder before copying, digitizing or

providing online access to works that are protected by copyright. This can prove a major stumbling block, especially in the case of orphaned works, when the copyright holder has not been identified

or cannot be located. The requirement to gain permission can consequently delay or even deny access to valuable archival materials, hindering research and scholarship in the process.

Copyright law may also pose complications for archives. I should mention that copyright holders themselves can try to insist their rights and take down copyrighted work from archival collections or online sources. Such suspiciousness can result in loss of access to contemporary primary sources and impose a chilling effect on practices of archiving. Copyright law is complex, and libraries, archives and other record keepers need policy and procedures to guide us in the management of copyrighted materials. This includes providing guidelines on how to assess copyright status, obtain permission, and respond to copyright infringement claims. Exceptions and Limitations: Balancing Copyright Protection with Archival Access and Preservation Understanding the need for cultural preservation and supporting research, copyright law in many jurisdictions contains exceptions and limitations which allow archives to utilize copyrighted materials in certain instances. These Preservation, conservation of Museum and Archeological MATS Centre for Distance and Online Education, MATS University 241 exceptions and limitations balance the interests of copyright holders with the public interest in the preservation and access to archival materials. Many copyright statutes include fair use or fair dealing provisions, which allow parts of copyrighted works to be used without permission from the copyright holder for purposes including criticism, commentary, news reporting, teaching, scholarship, or research. The determination of fair use (in the United States) or fair dealing (in Canada) is made on the basis of a number of factors, including the purpose and character of the use, the nature of the copyrighted work, the amount and substantiality of the portion used thereof, and the effect of the use upon the potential market for or value of the copyrighted work. Archives have long relied on fair use or fair dealing provisions applicable to certain types of reproduction (the exact terms and conditions vary by jurisdiction) to justify the reasonableness of the reproduction of, and access to, copyrighted materials in the context of research and scholarship. Many copyright statutes also contain specific exceptions for archives and libraries. There are exceptions such as these which would permit archives to make preservation copies of copyrighted works, provide access to copyrighted materials being researched on-site, and making limited copies of copyrighted works for interlibrary loan. These exceptions vary between jurisdictions in terms of the scope and applicability. There may be jurisdictions where the copying of certain types or quantities of materials for certain purposes is restricted. Some copyright statutes also include provisions for orphan works, which lets you use works where the copyright holder cannot be identified or located. Such provisions might enable archives to use orphaned works after exercising due diligence in searching for the copyright holder and in providing notice of its intent to use the work. There are complexities associated with copyright exceptions and limitations and this need to be negotiated in clear policy and procedures that archives apply. This includes guidance on issues such as what constitutes

fair use or fair dealing, how to decide whether a particular exception to copyright applies, and in what evidence the efforts taken to comply with the law. ³¹ Building Design and Standard MATS Centre for Distance and Online Education, MATS University 242 ²⁸ Digitization and Online Access: Navigating Copyright in the Digital Age Researcher and public access to archival content in the form of online materials cannot be under-estimated in its impact through digitization. But these advances have also created new copyright challenges for archives. Digitization is the process of

making a digital copy of an analog work, and it has raised important questions about the limits of copyright in the digital environment. Online access, where users could access these archival materials from wherever they were, posed questions as to how such copyrighted works would be publicly displayed and distributed. Archives should assess copyright issues around digitization and online access prior to making collections available in digital format. This involves evaluating the copyright status of each item to be digitized and whether or not a request for permission is needed from the copyright owner. Most times, the owner of the copy righted works must approve to digitize and make it as a web base content. This can present a major challenge, especially for large collections or orphaned works. Technological protection measures (TPMs), including digital rights management systems (DRM), to impede copying and distribution of digitized holdings. But TPMs can also limit access to archival materials and hamper research and scholarship. The issue of archives being liable for copyright infringement is also raised by online access to archival material. No sound or music will be played it may be loud music as an entry to our party archive -- but other courts may liability copyright for music that are available without permission of the copyright owner. While safe harbor provisions exist in certain copyright code, shielding archives that perform as such online service providers, these provisions mostly call for the archives to adhere to particular notice and removal processes. Dig-i-tal prop-er-ty rights in the mod-ern world are complex and often require archives to have well-rounded poli-cies on dig-i-ti-za-tion and online access. This involves creating rules for determining copyright status, gaining permissions, using TPMs, and adhering to the safe harbour clause. ³¹ Preservation, conservation of Museum and Archeological MATS Centre for Distance and Online Education, MATS University 243 ²⁸ Risk Management and Policy Development: Strategies for Navigating Copyright Challenges Copyright law is well known to be complex, even vague, and copyright policy does not directly mandate archival practice, but rather serves to support a fluid culture of archiving in the name of future use. It includes the establishment of clear policies and procedures for dealing with copyrighted materials, regular copyright audits, and staff training on copyright. Such strategies will also be in the face of the differing divergent copyright issues that archives often need to manage: addressing copyright status, permissions, exceptions and limitations, and responding to copyright infringement claims. Policies and procedures should be written and made readily available to staff and users. In particular, copyright audits a process in which archival collections are reviewed to identify materials that may be copyright-protected can aid archives in better understanding the breadth of copyright risk when it comes to their specific content, and provide them with the data needed to create plans for managing copyrighted works. Audits may also allow archives to pinpoint orphaned

create plans for managing copyrighted works. Audits may also allow archives to pinpoint orphaned works and make plans for making them accessible to the public. A useful training program with a reminder of copyright law basics (what's covered, the exceptions, best practices) is also recommended for staff. Training will also need to address the specific copyright issues that archives encounter in the digital environment. Legal counsel should be consulted to help draft and implement effective copyright policies and procedures. Legal advice can help with understanding and interpreting copyright law, estimating copyright risk, and responding to copyright infringement claims. Including both an acknowledgement of the data being sourced as well as the ability to reach out directly to creators can also be beneficial in instances where users may need to ask for permissions should they not be included. By sharing best practices, developing model policies,

and advocating for copyright reform, archivists can address common copyright issues and promote the access of archival resources. Building Design and Standard MATS Centre for Distance and Online Education, MATS University 244

31

28

The Evolving Landscape: Copyright Reform and the Future of Archival Access Copyright law is not static; it is constantly changing and adapting due to advancements in technology and shifts in society. A wide array of additional considerations have developed as a result of the changed landscape, provided through the exponentiation of the capacity that the digital age provides to create content, and its immediate accessibility. Since copyright reform is a continuous process, and this particular episode reflects a wider battle between stakeholders who are rethinking the scope of copyright, the current issue suggests that copyright holders' rights and the need to protect public interest with regards to access to information and cultural heritage will need more balance. Those who advocate for copyright reform that furthers archival purpose. This includes advocating key exceptions and limitations for archives, clearer guidelines on fair use or fair dealing, and simplified procedures for access to orphaned works. They also educate the public about copyright issues and the need to respect intellectual property. Multiple Choice Questions (MCQs): 1. Building design for archival centers should primarily: a) Focus on the aesthetic appeal of the building b) Ensure proper environmental control (temperature, humidity) for preserving archival materials c) Use the smallest possible space for storage d) Focus on maximizing storage space without consideration for preservation 2. The primary purpose of planning and furniture in archival centers is to: a) Make the space aesthetically pleasing b) Facilitate the proper storage and organization of archival materials c) Display archival records for public view d) None of the above

31

Preservation, conservation of Museum and Archeological MATS Centre for Distance and Online Education, MATS University 245

28

3. Filing systems in archival centers should be designed to: a) Store files randomly to improve retrieval speed b) Organize materials in a systematic manner for easy retrieval c) Store materials without a specific order d) None of the above 4. The types of binding materials used for archival documents include: a) Paper and plastic covers b) Leather, cloth, and durable synthetic materials c) Aluminum foils d) None of the above 5. The binding process for archival materials typically involves: a) Just using glue to seal documents b) Sewing, gluing, or stitching materials to ensure durability c) Only folding the materials and storing them without protection d) None of the above 6.

durability c) Only holding the materials and storing them without protection d) None of the above 6. Copyright law in relation to archives affects: a) The ability to copy, share, or distribute archival materials b) The physical preservation methods of archival materials c) The aesthetic aspects of archival centers d) None of the above 7. The role of furniture in archival centers includes: a) Displaying records publicly b) Providing storage solutions that protect documents from physical damage c) Storing materials in a non-systematic way d) None of the above 8. Planning the design of archival buildings should consider: a) Environmental controls to preserve archival materials b) Only the space required for filing cabinets c) Limiting access to the materials for preservation d) Both a and c 9. The function of filing systems in archival management is to: a) Provide secure access to materials only for authorized personnel b) Ensure systematic organization of archival materials for easy retrieval c) Display materials for public viewing d) None of the above 10. Binding materials for archival documents should be: a) Made from easily recyclable materials b) Durable and acid-free to ensure long-term preservation c) Cheap and

disposable d) All of the above Short Questions: 1. Why is building design important in the context of archival centers? 2. How do planning, furniture, and filing systems contribute to the organization and preservation of archival materials? 3. Explain the role of binding materials in the preservation of archival documents. 4. What are the key features of an effective filing system in an archival center? 5. How does copyright law relate to the management and use of archival materials? 6. Discuss the role of furniture in ensuring the proper storage of archival records. 7. Why is it important to use acid-free binding materials for archival documents? 8. How does environmental control in building design help preserve archival materials? 9. What are the key considerations for planning an archival center's space and furniture? 10. How do binding processes ensure the longevity of archival materials? Long Questions: 1. Discuss the building design standards for archival centers. How do these standards help in preserving archival materials? 2. Explain the role of planning, furniture, and filing systems in the efficient organization and preservation of archival records. 3. Describe the different types of binding materials used for archival documents and their importance in archival preservation. 4. How does copyright law impact the management and distribution of archival materials? Provide examples. 5. Discuss the importance of environmental control (temperature, humidity) in the design of archival centers. How does it affect the preservation of materials? 6. Analyze the binding process for archival materials. Why is it essential to use specific binding methods and materials? 7. What are the best practices for planning and designing archival centers, considering storage, furniture, and safety? 8. How can furniture and filing systems be optimized to improve both the accessibility and preservation of archival materials? 9. How does the use of durable binding materials and proper storage methods ensure the longevity of archival materials? 10. Examine the importance of copyright law in ensuring that archival materials are properly managed, accessible, and protected.

248 Structure UNIT 15 The Art and Science of Preservation: Repair and Restoration Techniques UNIT 16 The Sanctuary of Preservation: Understanding and Optimizing Storage Conditions UNIT 17 Preserving the Fragile Legacy: Fuming and Deacidification in Conservation To explore repair and restoration techniques used to preserve and extend the life of archival materials. To understand the process of lamination in preserving documents. To learn about the storage conditions that protects archival materials. To examine methods for cleaning, removing stains, and deacidification of archival materials. The Imperative of Preservation: Understanding the Significance of Repair and Restoration Time marks everything, from monumental architecture to delicate art to everyday objects of our world. Decay, damage and deterioration are inescapable, driven by environmental agents, human intervention and the innate vulnerability of matter to disintegration. But in this cycle of change is the chance for preservation, a reflection of our intent to protect history and ensure its legacy lives long after we are gone. CHAPTER 5 REPAIR AND RESTORATION TECHNIQUES 5.0 OBJECTIVES UNIT 15 THE ART AND SCIENCE OF PRESERVATION: REPAIR AND RESTORATION TECHNIQUES MATS Centre for Distance and Online Education, MATS University 249 Figure 5.1: repair and restoration techniques Repair and restoration methods stand as the instruments of this preservation, allowing the return of damaged objects and monuments into working, beautiful states. These methods are not just a matter of putting back together broken things; they are a nuanced blend of scientific learning, artistry and historical context. Preservation is paramount because it is guided by an innate human desire to connect with our roots, to learn from history, and to admire the skill and artistry MATS Centre for Distance and Online Education, MATS University 250 of yore. It is a realization that the things we inherit are not just material things that have followed us through our evolution but also objects that have a role in the collective memory, the cultural narrative. Restoration, conservation, and repairs should not create a perfect replica or render the piece ageless; they should preserve the integrity of the original artifact while paving the way for its survival. Restoration raises profound ethical issues, requiring clear judgment and a determination to be true to the object. The point is to maintain the historical narrative inscribed or adjacent to the object; to avoid neither a contemporary layering nor the erasure of its pasts. This chapter explores the range of techniques used in repair and restoration, including the methods, principles, and ethical considerations that govern this important field. We will delve into the particular challenges and methods employed in the restoration of various kinds of artifacts, from ancient textiles and ceramics to modern machinery and digital data. It comes to literally and figuratively, bringing such a way of life into practice, providing an understanding of the art and science of preservation and preservation, and the importance of these acts for the lives of people, to bring cultural and social heritage to posterity. The Foundations of Restoration: Principles and Methodologies Guiding the Process Repair and restoration are guided by some fundamental principles that honour authenticity and original state while striving toward reversibility and minimal intervention. Having those principles is a good first step, but there are no hard rules, just guidelines that each project should be adapted to. This has led to the development of the concept of authenticity, which underlines the necessity of keeping the original materials and techniques behind the artifacts. Interventions must align with

their history, and avoid adding features unknown to the original vocabulary. Reversibility is part of the principle stating that any treatments used in restoration should be reversible so that it is

possible to intervene or adjust in the future if required. This helps mitigate the risk of irreversible damage and keeps the artifact adaptable to changing conservation standards. The principle of Preservation, conservation of Museum and Archeological MATS Centre for Distance and Online Education, MATS University 251 minimal intervention posits using the least intrusive treatment possible, focusing on stabilization and prevention of further decay rather than full restoration to its original state. This approach accepts that the evidence of age and wear is evidence of the history of the artifact and should be preserved, not removed. Restoration itself usually consists of a structured methodology that begins with a comprehensive examination of the object. This includes recording the amount of damage, determining what materials were used to build it and investigating its history and provenance. Using this evaluation as a guide, a treatment strategy is determined; including what procedures will be conducted. Make sure to get all parties involved in the project on board with this plan by getting it signed off and documented. The actual restoration work is done by skilled conservators with the right tools and techniques. This could include cleaning, repairing, consolidating and reconstructing impacted areas. This is all very carefully documented over the course of the process, with the steps taken and materials used recorded. It documents in detail the process, which will be an important resource for future conservators and scholars. The methods used can vary widely from artifact to artifact. For instance, the preservation of a waterlogged wooden ship will be vastly different from that of a digital photograph. All require precise and thorough knowledge about material properties and degradation processes. Material Specific Approaches: Techniques for Restoring Diverse Artifacts The diversity of materials used in artifacts necessitates a wide range of specialized repair and restoration techniques. Each material presents unique challenges and requires specific knowledge and skills. Textiles: Textiles are especially sensitive to elements and environmental damage like light, humidity, and pollutants. Restoration methods can include cleaning, repairing tears and strengthening damaged fibers. Cleaning can involve gentle solvents or vacuuming, and mending means sewing or gluing patches with archival-quality materials. Consolidation may include using adhesives or coatings to reinforce weakened fibres. Repair And Restoration Techniques MATS Centre for Distance and Online Education, MATS University 252 Non-metal Materials: Plates made of ceramics can be affected chemically, thermally, or by impact. Restoration may include cleaning, reassembling broken segments, and filling spaces. Cleaning can be carried out with mild abrasives or solvents and reassembly should use adhesives that are compatible with the ceramic. Holes may be in-filled with materials that match or closely match the appearance and composition of the original ceramic. Metals: Corrosion, oxidation and mechanical stress are the factors that can damage metals. Preservation strategies might include cleaning, removing rust and other structural repair. Cleaning can be either chemical or mechanical, while corrosion removal can be through electrolysis or chemical means. This type of repair can include welding, soldering or adhesives. Paper and

Books: Paper degrades due to acids, insects, and water. Restoration methods might include deacidification, insect removal, or paper repair. Deacidification neutralizes those acids, and insect treatment preserves the paper from infestations. Paper repairs may include a mend for a tear, filling in losses, or reinforcement of weak areas. **Paintings:** Cracking, flaking and discoloration can all damage paintings. Cleaning, consolidating paint layers and retouching damaged areas may be some of the restoration techniques used. Solvents or gels are sometimes used to clean, and

consolidation is when adhesives are placed to hold down flaking paint. Retouching is redecorating losses with reversible paints, matching them to surrounding tissue. **Stone and Masonry:** Weathering, erosion, and structural failures can damage stone and masonry structures.

Restoration techniques might include cleaning, consolidating weakened stone, and repairing cracks. The cleaning process can be a water or chemical process, while consolidation applied consolidates on the weakened stone. Structural repairs may include grouting, pinning or replacing damaged stones. **Digital Data:** Hardware failures, software errors, and cyberattacks can cause loss of digital data. Restoration methods can include data recovery, file repair and data migration.

This can be a lot for someone who has suffered a data loss. Preservation, conservation of Museum and Archeological MATS Centre for Distance and Online Education, MATS University 253 to go through and understand, because it usually is either data recovery from a malfunctioning storage device, or file repair due to data corruption. Data migration is simply moving the data onto new storage devices or systems. **Advanced Techniques and Technologies:** Innovations in Restoration Practice Repair and restoration are continually evolving because of developments in science and technology. But new methods and tools are being devised to tackle how to maintain such complicated and delicate objects.

- **3D Scanning and Printing:** 3D scanning provides an accurate capture of an artifact's form and dimensions, creating a digital model that can be used for study and documentation. It allows one to make copies of broken or missing segment of an artifact using 3D printing, which can be glued to it.

- **Laser Cleaning:** A laser cleaning method involves using highly concentrated beams of light to clean surface dirt, corrosion and other contaminants from artifacts. The process is especially helpful for fragile materials that cannot handle traditional cleaning approaches.

- **Spectroscopic Investigations:** Non-destructive methods such as X-ray fluorescence and Raman spectroscopy analyses can determine the composition and structural characteristics of materials. It can also be used to gather the materials used in an artifact and judge its condition.

- **Bioremediation:** Bioremediation uses microorganisms to clean artifacts of pollutants and contaminants. This method is especially effective at removing organic materials like mold and bacteria from textiles and paper.

- **Virtual Restoration:** Virtual restoration makes use of computer graphics and animation to build digital reconstructions of the subject, typically damaged artifacts. This method is used for visualization in its original condition which can be used for studies and research.

- **Cryogenic Conservation:** In cryogenic conservation, objects are stored at very low temperatures to minimize the injury rate. This approach is highly beneficial in stabilizing biological specimens, including DNA and tissue samples.

Repair And Restoration Techniques

MATS Centre for Distance and Online Education, MATS University 254 Artificial Intelligence and

MATS Centre for Distance and Online Education, MATS University 234 • Artificial Intelligence and Machine Learning: Automated systems for artifact analysis and documentation are being developed using AI and machine learning. These systems can help user detect patterns in data, predict degradation, and suggest conservation treatments. Ethical Considerations and Decision-Making: Navigating the Complexities of Intervention It is not a technical process alone, but one of ethics: Restoration. Conservators are facing complicated questions about the nature of authenticity, the limits of intervention and the obligation to future generations. Restoration poses real ethical challenges and the answers are based on each specific case and situation and what is special about the specific object restored, and its history. The issue of authenticity is at the heart of restoration practice. Is the aim to bring an artifact back to its original look, or should the signs of

age and wear be kept as an element of its history? There is no one correct way to respond to this question and the best approach will vary depending on the specifics of the artifact and its cultural context. Another important ethical consideration is the limits of intervention. What is excessive intervention? At what point does restoration become reconstruction? Conservators need to assess when intervention is better compared with potential irreversible harm. Another ethical consideration is the responsibility to future generations. Namely conservators must take care in what they do so that future conservators can research and save the artefact as well. This must be well documented and reversible therapies must be used. Restoration may involve collaboration between conservators, curators, historians, and other stakeholders in the decision-making process. This prevents any done decision-making process behind closed doors. Preservation, conservation of Museum and Archeological MATS Centre for Distance and Online Education, MATS University 255 UNIT 16 THE ART AND SCIENCE OF LAMINATION: A COMPREHENSIVE EXPLORATION The Genesis of Lamination: An Introduction to the Process and Its Historical Significance Applied to a multitude of industries and common applications, lamination defines a primary method for improving the strength, appearance and usability of products. Lamination basically means bonding together a number of layers of materials, often through the use of heat, pressure or adhesives. Despite this simple take on part manufacturing, there are a wide variety of techniques, materials, and applications in the world of part manufacturing, each of which are better suited to certain specifications and performance criteria. Historical origins of lamination can be found in ancient techniques including the stacking of metals to forge swords, as well as the treatment of wooden artifacts with oils and varnishes for their protection and aesthetics. Nonetheless, it was not until the advent of synthetic polymers and advanced bonding technology that the modern era of lamination truly began. Plastics rose to prominence in the 20th century and transformed lamination by allowing the preparation of multilayer films and laminates with desired properties. Lamination has turned into an irreplaceable technology from the packaging industry, where it offers barrier properties to sustain the shelf life of products, to the electronics industry where it is crucial for manufacturing printed circuit boards. Becoming one with another material to become a composite that is stronger than its original self. Lamination can contribute adding strength and stiffness to materials, moisture and UV resistance or even optical properties. This is

strength and stiffness to materials, moisture and UV resistance or even optical properties. This is critical, as the selection of components, adhesive, and lamination technique are key to obtaining needed performance attributes. In this chapter, we take a deep dive into lamination and discuss the processes, materials, application, and future prospects of lamination. This article will dissect the science and application of this far-reaching technology across different fields. Lamination has played a crucial role in the evolution of manufacturing processes, and it continues to shape the way we create a diverse range of products. The aim is to cover the use and aspects of a lamination based Repair And Restoration Techniques MATS Centre for Distance and Online Education, MATS University 256 on various methodologies and techniques that can be employed for larger and complex structures, painting a complete picture of the topic, thoroughly addressing each angle of lamination, and demonstrating the usefulness of evaluating this material in modern industry while showing the possible trends for the future. Figure 5.2: Lamination The Symphony of Materials: Exploring the Diverse Range of Laminates and Their Properties The diversity of lamination is unlimited, with the most details from all materials: due to which it is possible to make

composite structures. Depending upon the types of different materials, laminates can be classified into polymer-based laminates, metal-based laminates, and paper-based laminates. Different classes of laminates demonstrate varying properties that make them suitable for targeted Preservation, conservation of Museum and Archeological MATS Centre for Distance and Online Education, MATS University 257 uses. The most common type of laminates are polymer-based laminates in which multilayer films and sheets are produced from diverse polymers, for example, polyethylene (PE), polypropylene (PP), polyester (PET) and polyamide (PA). They are commonly used in packaging, where they act as barriers to moisture, oxygen, and light. Films can be produced with specific polymers, depending on the application, such as flexible, puncture resistant, or heat sealable. Aluminium and steel laminates are inorganic +metal +based laminates that combine metal foils or sheets with polymers or other materials. Thermal, electromagnetic, or high strength laminates that find applications in such areas. Foil laminates, such as aluminium, are used in food, medical, and electronic enclosures. Steel laminates are used in a variety of industries, including automotive, aerospace, and food processing. Types of Paper-based Laminate: Decorative laminates and label laminates are the types of paper-based laminates that are made by combining paper or cardboard with polymers or other coatings. These laminates can be used as covers of furniture, flooring, signage, and packaging. Laminates (high- pressure and low-pressure) High-pressure and low-pressure decorative laminates are used to produce hard-surface specifying furniture, and countertops. Description: Label laminates are used to cover labels and stickers to protect them and for a good appearance. Laminates - The properties are determined by the individual materials used, and the bonding techniques. These bond layers can be selected for highly specific characteristics, such as strength (tensile) or permeability (barrier) or optical clarity. Choosing the right materials and adhesives is key to achieving the desired performance attributes. A good example of this would be a laminate used in the food packaging industry that must provide a barrier to both oxygen and moisture in order to extend shelf life on the

laminates must provide a barrier to air, oxygen and moisture in order to ensure the life of the product. The laminate used for these electronic enclosures must be such that the sensitive components are protected with electromagnetic shielding. The constant evolution of materials and bonding methods keeps broadening the spectrum of laminates and their properties. Repair And Restoration Techniques MATS Centre for Distance and Online Education, MATS University

258 ⁹ The Art of Bonding: Delving into the Various Lamination Processes and Techniques Are constantly being developed in order to enhance the efficiency and versatility of the lamination. Volumes of polymer lamination, or even a vacuum lamination, which is suited to producing a high visual laminate that is not heavy. This new lamination critical to tailoring performance characteristics by choosing appropriate lamination techniques. Some examples are; thermal lamination, which is ideal for used for lamination of fragile commons and to produce high quality laminate. This is operation several times with the purpose of stretching the skin and you will get very thin lamination where no air bubbles remain. Hence this technique is to polymer-based laminates as well as metal based laminates. Repeat this heat are applied via rollers to bond the materials. Such a technique is applied uses this method for polymer-based laminates and metal-based laminates. In calendaring lamination, pressure and substrates after drying. It laminates. With dry lamination the adhesive is added to one or both both of the wet substrates. This is applied in paper-based laminates and textile with desirable properties. Wet lamination: The adhesive is applied to one or simultaneously extruded in a molten state over the substrate material. This process is employed for the synthesis of multilayer films multilayering films and coatings. Coextrusion lamination technique: It is the process in which two or more polymers are molten polymer is extruded onto a substrate material. This method is for making melted and fused together (this technique is generally used for polymer-based laminates). In extrusion lamination, uses heat and pressure to attach the material together. Polymers can be the bond needs to be. Heat lamination is also known as thermal lamination which powder form. The choice of adhesive will depend on what types of materials are being joined, and how strong uses adhesive lamination, where bonding is created by an adhesive that is applied to the individual materials before they are laminated together. The adhesive comes in liquid, film, or needs. The most widely used technique the Preservation, conservation of Museum and Archeological MATS Centre for Distance and Online Education, MATS University 259 volume of production. Different lamination processes and techniques have been developed for different the lamination process. The Symphony of Applications: Exploring the Diverse Industries and Sectors Utilizing Lamination Lamination is a widely used process across various industries and sectors, including packaging, construction, electronics, automotive, and many more. For example, the packaging industry is one of the largest consumers of lamination and uses multilayer films and laminates in flexible packaging for food, beverages, pharmaceuticals, and other products. These laminates offer barrier characteristics against moisture, oxygen, and light, enabling better product stability and quality. Laminates are used in construction for different applications, such as roofing, flooring and wall panels. Laminates also offer extra durability, weather resistance, and insulation properties, which enhances the performance and longevity of the materials. Laminates are commonly used in the electronics industry for the fabrication of PCBs, flexible circuits, and electronic components. Laminates can also provide electrical insulation, thermal conductivity, and mechanical strength, which make it possible to manufacture complex electronic devices. Laminates are used in the automotive industry for applications including interior trim, exterior panels, and acoustic insulation. Laminates offer added strength, appearance, and sound deadening characteristics which can to improve

vehicles' ride quality. Laminates have a diverse range of applications in the aerospace industry and are used in the manufacturing of numerous aircraft components, including wing skins,

fuselage panels, and interior structures. The high strength-to-weight ratio, corrosion resistance, and thermal stability of laminates enable the construction of lightweight and durable aircraft. Laminates in the medical industry have a wide range of applications: including medical packaging, wound dressings, and medical devices. Barrier Properties, Biocompatibility and Sterilization Capabilities - Laminates Ensure the Safety and Efficacy Of Medical Products. Laminates are used in the furniture industry to create durable and attractive surfaces for furniture and countertops. Some Repair And Restoration Techniques MATS Centre for Distance and Online Education, MATS University 260 examples of decorative laminates are HPL and LPL, which expand the diversity of colors, patterns, and textures, and therefore improve the appearance and usage of furniture. Laminates are used in the printing and graphic arts industry to protect and enhance printed materials like posters, banners, and signage. Laminates improve and enhance the durability and visual appearance of a printed document by providing UV protection, scratch resistance, and gloss enhancement. Lamination applications are ever-increasing as new materials and technologies are born. The Science behind the Bond: Lamination stocks for wood, glass, and metals often involve adhesives as one of the key components of the layers, providing the bond. Choosing the right adhesive will depend on the materials being bonded, the required bond strength and the environmental conditions. Different needs have led to the evolution of diverse adhesive technologies and bonding mechanisms. One of the oldest types of adhesive, solvent-based adhesives rely on organic solvents to dissolve the polymer in a liquid adhesive. High bonding strength & adhesion to various substrates. However, they have the potential to emit volatile organic compounds (VOCs) that can be harmful to the environment and human health. Water-based adhesives, which are environmentally friendly alternatives, use water as the solvent. These adhesives offer low V.O.C. emissions as well as good bonding strength. But solvent-free adhesives can take longer to dry than solvent-based adhesives and will have lower water resistance. Hot melt adhesives (thermoplastic adhesives) are usually solid at room temperature which becomes a molten compound on heating. Featuring fast curing speeds and broad substrate adhesion, these adhesives are available through one of the best and fastest suppliers. However, their heat resistance and bond strength are inferior to that of other types of adhesives. Pressure sensitive adhesives (PSAs) are viscoelastic materials which bond on the application of pressure. These are employed in applications where easy application and removal are necessary, like labels and tapes. Preservation, conservation of Museum and Archeological MATS Centre for Distance and Online Education, MATS University 261 UNIT 17 THE SANCTUARY OF PRESERVATION: UNDERSTANDING AND OPTIMIZING STORAGE CONDITIONS The Imperative of Preservation: Setting the Stage for Understanding Storage Conditions The preservation of materials, whether physical objects, historical or scientific data (digital or none), or biological specimens, is a major concern in many fields, including industrial manufacturing, scientific respiratory, cultural heritage

management, and personal archiving. The environmental factors during the storing processes or these materials are just the most important factor in the endurance and integrity of these materials. These include temperature, humidity, light exposure, and air quality, which have a significant impact on reducing degradation processes and maximizing the lifetime of storage items. Figure 5.3: Sanctuary of Preservation It requires control of these conditions, not just as a best practice, but as a fundamental need to ensure the continued utility of those materials being stored. Repair

And Restoration Techniques MATS Centre for Distance and Online Education, MATS University 262 And in pharmaceuticals, data from temperature and humidity control systems have to be exact so as to preserve the efficacy and safety of drugs. Within the walls of archives and museums, scrupulous shrivelling of air, temperature, moisture and light is required to preserve historical documents and artifacts. Another area where humidity control comes into play is responsible for hardware failures and data loss in data centres. You have cut down on carbon emissions. We will explore the exact standards for various materials ranging from food and delicate electronics to archival documents and biological specimens. This training aims to provide a comprehensive understanding of the principles and practices of storage condition management, enabling individuals and organizations to protect their valuable assets and ensure long-term preservation. The Environmental Orchestra: Temperature and Humidity as Primary Determinants of Stability While many factors can impact storage conditions, a collection's temperature and humidity levels largely determine the stability of its materials. It is well established that temperature, the measure of heat energy, has a direct influential effect on the rates of chemical reactions and physical processes leading to degradation. Heat typically speeds these processes up, so higher temperatures correlate with a higher rate of deterioration, and lower temperatures can slow them down. But extreme cold can also damage materials, especially those that freeze or become brittle under extreme cold. Humidity i.e. measuring the moisture content of the air is an important factor in keeping the materials being stored at moisture equilibrium. Too much humidity can result in mold, corrosion, and swelling, while too little can cause desiccation, cracking, and shrinkage. This is also significant in the context of the interaction of temperature with humidity, since the relative humidity (RH) of air depends on its temperature. To prevent moisture damage, appropriate and stable RH must be maintained. The best ranges for temperature and humidity depend on what type of material is stored. Preservation, conservation of Museum and Archeological MATS Centre for Distance and Online Education, MATS University 263 Perishable items like food and drugs usually need to be stored at cool temperatures to slow down spoilage or degradation. In many cases archival documents and photographs are best stored at moderate temp and RH levels to minimize paper degradation and mold growth. Electronic components are temperature and humidity sensitive and must be accommodated in controlled and monitored environments to avoid corrosion and electrostatic discharge. Cryogenic storage is commonly needed for biological samples, such as tissues and DNA. In factories, chemicals and hazardous materials must be stored at strict temperature and humidity thresholds to prevent one material from reacting with another and to remain safe. It can be done in several ways such as through thermostats

another and to remain safe. It can be done in several ways, such as through thermostats, humidistats, and environmental monitoring systems. Real-time data on temperature and humidity levels is available through these systems, which allows for real-time adjustment to maintain optimal conditions. Dehumidifiers and humidifiers can be used to control humidity levels, and climate control systems can help ensure proper temperature and humidity levels are stable and controlled. Protecting stored materials from environmental degradation requires good temperature and humidity controls. The Silent Destroyer: Light Exposure and Air Quality as Agents of Degradation Temperature and humidity are often described as the two most important influences on the conditions of storage but light exposure and even air quality play major roles in the deterioration of materials as well. Light, even ultraviolet (UV) light, can fade, discolor and embrittle


materials. UV radiation is known to break chemical bonds in organic materials, which does irreversible damage. Photochemical reactions may also induce degradation by means of visible light. Making sure stored materials stay protected from the effects of light is a key part of preventing these effects. UV-filtering films, opaque containers, and low-light storage areas accomplish this. Other aspects of air quality, including those related to particulate matter, gaseous pollutants and biological contaminants, also affect material deterioration. Particulates like dust and soot can settle on surfaces, Repair And Restoration Techniques MATS Centre for Distance and Online Education, MATS University 264 leading to abrasion and discoloration. Gaseous pollutants like sulfur dioxide and nitrogen oxides may interact with materials resulting in corrosion and chemical degradation. Mold spores and bacteria can also lead to bio deterioration and can harm stored belongings. Keeping the air you breathe healthy is key to avoiding this outcome. Air filtration systems, ventilation systems and regular cleaning can help you with this. Air purification systems are sometimes employed in archival and museum settings to mitigate the broader impacts of pollution and maintain a controlled environment. Clean rooms and controlled environments are used in industrial applications to reduce particulate matter and biological contaminants. Since storage of chemicals and hazardous materials need specialized ventilation systems and air filtration to prevent the buildup of toxic fumes, such rooms will need ventilation to be connected to other areas of the facility. The choice of storage material and containers also has mitigation of light exposure and air quality. They are chemical-free, acid-free and archival-quality material used to store documents and photographs. To prevent corrosion and contamination, inert materials (e.g., stainless steel, glass) are utilized for the preparation and storage of chemicals and hazardous materials. Good environmental controls for light and air quality are essential for the long-term conservation of materials, and are especially important for materials sensitive to those elements. The Symphony of Factors: Material-Specific Storage Requirements and Considerations However, the ideal storage environment largely depends on the material being stored. Each material has its own properties and sensitivities that you will need to take into account when designing a storage environment. Food and pharmaceuticals are perishable items that need cold storage to decelerate spoilage and preserve efficacy. 0~4°C for food products, -20°C or even -80°C for pharmaceuticals, moderate temperature and RH (Relative Humidity) for archival

265 °C for pharmaceuticals, moderate temperature and RH (relative humidity) for archival documents and photographs to avoid paper degradation and mould growth. Recommended temperature: 18°C to 22°C RH range: 45% to 55% Components like resistors and capacitors are sensitive to both temperature and humidity, Preservation, conservation of Museum and Archeological MATS Centre for Distance and Online Education, MATS University 265 causing corrosion and electrostatic discharge, meaning they need controlled environments. However, at RH levels of 40% to 60% and temperatures can range from 20°C to 25°C. Many biological samples including tissues and DNA need to be stored at cryogenic temperatures in order to keep them intact. For example, liquid nitrogen (196 °C) is routinely used for long-term maintenance of mammalian cells. So, storage of chemicals involves specific conditions to prevent the occurrence of reactions and to ensure safety. Depending on the particular chemical, storage needs vary, but typically require controlled temperature, humidity, and ventilation. While artifacts and artworks such as cultural heritage materials involve all storage factors (temperature, humidity, light, and the spread), their being more sensible to several factors must be considered. Many museums and

archives have an integrated pest management (IPM) program designed to make sure insects and rodents never do this kind of damage. In addition to temperature, the choice of containers and materials can be important in maintaining certain materials. Documents and photographs are stored in acid- and archival-quality materials. Inert substances, for example, glass and stainless steel is utilized for holding chemicals and dangerous materials. Biological samples are stored in specific containers, for instance vacuum-sealed bags and cryogenic vials. General material-specific storage requirements must be implemented to maintain the longevity of materials. The Digital Sanctuary: Storage Conditions for Electronic Data and Digital Media Electronic data and digital media preservation has taken centre stage in the digital world. Digital data is stored on hard drives, tapes and optical discs, but is vulnerable to degradation, with issues including temperature, humidity and electromagnetic fields producing problems. Hard drives are highly sensitive to temperature changes and physical jolts, so they need stable environmental conditions and gentle handling. Humidity and dust are fatal to tapes, and require controlled environments and frequent cleaning. They are also sensitive to scratches and ultra-violet radiation, and should be handled with care and stored in Repair And Restoration Techniques MATS Centre for Distance and Online Education, MATS University 266 dark, cool places. As always this varies according to the media type and storage technology, for handling research this is the good best for common electronic media storage. For example, hard disks and tapes must be stored within 15°C to 25°C and R.H between 40% and 60%. Optical discs should be stored at temperatures between 10°C and 20°C and RH levels between 30%-50%. These information caches, or data centres, are responsible for ... storing enormous quantities of electronic data, and sophisticated environmental controls are employed to ensure data is stored correctly. Controls include managing temperature and humidity, filtering air and fire suppression systems. Regular backup and redundancy also prevents loss of data due to hardware failure and disasters. Storage of digital media, e.g. images or video, must take into account file formats as well as the media of storage. Choose storage media that are

...are also essential to ensure the long-term preservation of digital content. These storage media are durable and reliable. To prevent data loss through obsolescence or degradation, it is important data migration and media refresh are performed on regular basis. However, the need for storage and media continues to grow and Cloud storage services offer a scalable and convenient solution. These services provide redundancy and backup for their data making it available as well as protected. You must know the security and privacy of cloud storage before using it. Using secure storage conditions for electronic data and digital media is crucial for the long-term preservation of digital content. The Art of Monitoring: Environmental Monitoring Systems and Data Logging Continuous monitoring and data logging is essential for effective management of the storage conditions. Intelligent environmental monitoring systems deliver real-time data, such as temperature, humidity, light exposure, and air quality, so that these parameters can be optimised. Preservation, conservation of Museum and Archeological MATS Centre for Distance and Online Education, MATS University 267 UNIT 18 THE ART AND SCIENCE OF STAIN REMOVAL: A COMPREHENSIVE GUIDE The Ubiquity of Stains and the Necessity for Effective Remediation Stains are the unwanted blemishes of life, the blemishes that defile the surfaces of our objects and stains are a fact of everyday life. From an accidental coffee spill on a favourite rug to swaths of grass stains on children's clothes that never wash out, these marks disrupt our effort to impose order on the world, to keep things clean. The book is filled with stains, more stains than you can

think of, all of which are covered in layers of sugar, fat, and oil (this creates a kind of embossing effect) and creates a micro culture of sorts the enzymes of the proteins breakdown that causes the fingerprints and stains to age way faster than they should. Knowing the ingredients of a stain is key to determining the best removal process because the cure isn't always the same, and one-size-fits-all treatment is rarely effective. The issue of how to remove stains is bigger than just looking better; it also involves protecting valuable materials and keeping things clean. In textiles, for instance, blemishes can break down fibers, leading to the eventual disintegration of materials. Figure 5.4: Stain Removal Repair And Restoration Techniques MATS Centre for Distance and Online Education, MATS University



268 ⁶ Not just your house, even in hospitality, stains can ruin your customers' experience. The need to remove stains effectively is not just in homes, but also for cleaning services, restoration companies, and even forensic science. In these industries, it is crucial to be able to precisely treat and eliminate stains, so this level of expertise requires scientific comprehension, practical knowledge, and extreme detail-oriented capabilities. In this chapter we will extensively discuss about how to remove stains, the science behind it, its various methods and methods to use in special cases. We will delve into the chemical reactions that lead to stains and the process of their removal, the properties of different cleaning agents, and how to practically deal with the wide variety of stains. The intent is to empower readers with the tools and understanding needed to tackle their own stain removal conundrums head-on, helping them preserve the aesthetics and utility of their possessions. The Chemistry of Stains: Understanding the Mechanisms of Adhesion and Discoloration Creating a stain is a complicated chemical process; it involves two or more molecules coming into contact with each other, to stick to the second molecule. It is crucial to understand the mechanisms of adhesion and discoloration in order to apply the appropriate removal method. Stains are generally divided into two types; water-soluble and oil-soluble. Hydrophilic stains, like coffee, tea or fruit juice stains dissolve readily in water. Oil-soluble stains, such as grease, oil, and ink, are bonded by chemical bonds that cannot be broken by water alone; instead, solvents are needed. It is important to note that, while a stain adheres to the surface due to surface energy of the adhering materials, polarity of the stain or chemical bonds plays a role too. Surface energy is net attractive force acting between atoms or molecules at the surface of a material. High surface energy materials (cotton, wool) will tend to attract and hold stains more than low surface energy materials (Teflon, plastic). Polarity is the extent to which a molecule has a positive charge on one side and a negative charge on the other. Water, for example, will attract other polar molecules as will oil and other no polar Preservation, conservation of Museum and Archeological MATS Centre for Distance and Online Education, MATS University 269 molecules. This is why water-soluble stains are removed by water and no polar solvents are used for oil-soluble stains. Stain adhesion can also be affected by chemical bonds. However, these types of stains are generally more permanent and cannot be easily removed. There are different mechanisms through which the color of a material is altered, a phenomenon known as discoloration. 5. Nine types of stains 5.1. Pigment stains Pigment stains are particles of dye that have been deposited on the material. The stains obtained from synthetic dyes that are present in food or fabrics or even dyes that have been used to color metals penetrate into the fibers of the given material. Chemical stains occur when a chemical reaction changes the molecular structure of the particular material, altering its appearance (skin-deep) (e.g., bleach or acid stains). Oxidative stains, such as these produced by rust or mildew, are due to a chemical reaction with oxygen, during which collared oxides form. Their significance lies in behavioural functions or phenomena, as seen in glue and paint adhesion, in phosphorescence and fluorescence in the latter, discolouration of veins and litmus. The Arsenal of Cleaning Agents: Exploring the Properties and Applications of Stain Removers That said, the right cleaning agents must be used for stain removal. There are numerous types of cleaning agents, each with its own composition and use.

These agents can be roughly categorized as detergents, solvents, bleaches, and enzymes. Detergents, like laundry detergents and dish soap, are surfactants, which mean they reduce the

surface tension of the water so that it can help get under things and lift stains. These work well at removing water-soluble stains and some oil-soluble stains. Makeup stains that are soluble in oil are dissolved by solvents like mineral spirits, acetone, and alcohol. These are good for grease, oil, ink and other non-polar compounds. Bleaches chlorine bleach and hydrogen peroxide are oxidizing agents that cleave colored molecules, ridding the fabric of dye and pigment stains. They work well for cleaning stains on white and colorfast fabrics. They are digestive enzymes that can break apart certain kinds of stains. Repair And Restoration Techniques MATS Centre for Distance and Online Education, MATS University 270 of stains, like protein stains (blood, milk) and carbohydrates stain (starch, sugar). They work well on removing stains on gentle fabrics and surfaces. The efficacy of a dirt removal agent can vary based on multiple factors such as its chemistry, its concentration, and the characteristics of the stain. It is also important to choose a cleaning agent that is appropriate for the material being cleaned, as some cleaning agents can damage or discolor certain surfaces. For instance, chlorine bleach should never be used on wool or silk, because it can damage fibers. It is equally critical to adhere to the guidelines set forth by the manufacturer regarding the use of cleaning agents, as improper application can result in inadequate carpet stain removal or cause material damage. In another of the many ways we follow the commercial in addition to the cleaning agents people have found all sorts of household products to work on stains. Natural cleaners such as vinegar, baking soda, and lemon juice may be effective at removing some kinds of stains. Vinegar, a particular acid, can dissolve mineral deposits and can neutralize smells. Baking soda is a mild abrasive, which means you can use it to scour away stains and to absorb odors. To combat stains, the acidic, natural-bleach power of lemon juice can be used to wipe (and whiten!) fabrics from fruit stains. Choose cleaning agents based on a thoughtful consideration of the stain, the substratum, and the outcome. The Techniques of Stain Removal: A Step-by-Step Guide to Effective Remediation To get out a stain, you need to take a systematic, methodical approach. A guide to stain removal is as follows: Determine the nature of the stain; the next step is to ascertain what kind of stain it is, how long it has graced your lovely outfit et al. This will guide you to the right cleaning agent and method to use. Blot out: If the stain is new, use a clean cloth or paper towel and blot the area until as much liquid as possible has been absorbed by the blotting paper. Avoid rubbing the stain, as that can spread it and make it harder to remove. Pre-treat the stain – Dab whatever cleaning agent you are using onto the stain, and let it sit for a few minutes to penetrate. It often means testing the cleaning agent: Before you use the Preservation, conservation of Museum and Archeological MATS Centre for Distance and Online Education, MATS University 271 cleaning agent all over the stain, test it on an inconspicuous part of the material to make sure it doesn't cause damage or a change in color. Rinse stain: Rinse out the treated stain with cold water, removing cleaning agent and any left-over staining substance. Wash out the substance; if the stain belongs on a material, wash out according to the

manufacturer's instructions. Check the fabric; once it is washed, check the fabric to see if the stain is removed completely. If the stain does not go away, repeat the above steps. Some stains may require specific treatment techniques. Blood and milk stains, for example, are best cleaned with enzyme cleaners, and so on. These cleaners have enzymes that dissolve the protein molecules so they become easier to remove. 3. Oxygen bleach: Color stains on white fabrics can be removed with oxygen bleach. This kind of bleach produces oxygen when dissolved in water, which assists

the color molecules break apart. Oil-based stains such as grease or ink can be removed with solvent-based cleaners. These cleaners dissolve the oil, which makes it easier to come off. Keep in mind that some stains, if heat or age has set them, cannot be entirely removed. Professional cleaning services may be the need of the hour

Specialized Applications: Addressing Unique Stain Removal Challenges

There are unique challenges beyond everyday stains that are beyond the average person and require specialized knowledge and techniques. Restoration cleaning, for example, entails cleaning up stains and damage from fire, water or mold. Such scenarios usually necessitate the use of specialized tools and cleansers and careful record-keeping for insurance reasons. Another highly specialized area is that of forensic stain removal, which deals with the analysis and removal of stains at crime scenes. This is best achieved by utilizing methodologies that both retain the chain of conviction, yet effectively extract the stains. Conservation cleaning is an intricate operation reserved for value objects like paintings, textiles and documents that need to be preserved and restored. This means being very familiar with the materials in use and employing mild cleaning substances and methods. For the fabric industry specialized stain removal technique is being used in order to remove stains on delicate cloth fabrics, like silk and wool.

Specialized Repair And Restoration Techniques

MATS Centre for Distance and Online Education, MATS University 272 solvents, enzyme cleaners, and ultrasonic cleaning may be required when employing these techniques. Data is. A major part of that data thing is here The Stain Removal FAQ, specifically for the hotel and hospitality industries. This can include stain removal from linens, carpets and upholstery, usually requiring commercial grade cleaning equipment and agents. Specialized stain-removal methods are also used in the automotive industry to treat interior stains on upholstery, carpets, and headliners. Types of stains may be as simple as a spill or more complex, such as mold or dye transfer. Note that each application is specific; it needs an estimate for representing the circumstances, which is dependent on scientific knowledge and practical experience and understanding of material. Preservation, conservation of Museum and Archeological MATS Centre for Distance and Online Education, MATS University 273 UNIT 19 PRESERVING THE FRAGILE LEGACY: FUMING AND DEACIDIFICATION IN CONSERVATION The Silent Threat: Understanding the Degradation of Archival Materials (Bar)

The big problem, you can tell from the first paragraph, is the slow, ambient, diffuse hazard of environmental degradation of physical objects. Archival materials, from historical documents and rare books to artistic works on paper, necessitate specialized preservation so that the physical remnants of our cultural heritage can be transferred to future generations. However, these materials are not spared from the forces of nature and time. Their susceptibility to a range of

materials are not spared from the forces of nature and time. Their susceptibility to a range of degradation processes yields irreversible damage, including acid hydrolysis, fungal growth and insect infestation. A primary contributor to the wear and tear of cellulose-based systems is acid hydrolysis, a chemical reaction between acidic compounds formed within the paper and moisture found in the environment. This breaks down the fibres used to make the paper, making it brittle and discoloured. High humidity and temperature enable fungal growth, which contributes to staining, weakening, and, eventually, complete disintegration of paper. Physical damage by paper-eating insects such as silverfish and bookworms. As well as these internal factors, exposure to light, any pollutants and changes in temperature can contribute to making the degradation process much more

Figure 5.5 Degradation of Archival Materials MATS Centre for Distance and

Online Education, MATS University 274 rapid. Understanding these degradation mechanisms is key for the implementation of effective preservation strategies. Figure 5.6: Preserving The Fragile Legacy The threats these techniques are designed to tackle are fuming and deacidification, two conservation techniques commonly in use. Fuming, which is mainly used to kill fungal growth and insect infestations, involves the use of gaseous chemicals that are injected into the material and destroy the offending organisms. Deacidification, conversely, seeks to neutralize the paper's acidity, preventing the results of acid hydrolysis from progressing and prolonging materials' longevity. We discuss the details of these preservation methods in this chapter, their principles, methods and applications as strategies for preserving archival collections. We will explore how these techniques came to be

Repair And Restoration Techniques MATS Centre for Distance and Online Education, MATS University 275 developed, the chemical reactions that govern the process, and some practical considerations in developing these methods. The aim is to give a detailed overview of fuming and deacidification that will help conservators and archivists take informed decisions for the preservation of their collections. The Gaseous Guardian: Fuming Techniques and Their Application in Pest Control Fuming, which applies gaseous chemicals to kill pests and other microorganisms, has long been a standard in archival preservation. For example, this is a method that works quite well for the removal of fungus and insect infestations, which damage paper-based media. In this context, the choice of an appropriate fumigant is fundamental, since it should act against the organisms that need to be eliminated but not damage the substrate to be treated. Ethylene oxide is a very powerful fumigant which has been used for decades precisely for its ability to penetrate materials and kill a wide range of pests and microorganisms. Given its toxicity and potential health risks, the use of methyl bromide has been severely limited in recent years, prompting the investigation of replacement fumigants. Other fumigants, including thymol (which has anti-fungal properties) and sulfuryl fluoride (good for insects), are also used in conservation. Fuming essentially means putting the objects you want to treat into a sealed box or other enclosure and introducing the fumigant at a desired concentration for a specific exposure time. Since fumigation is a gas-based process, the time and concentration are meticulously monitored in order to achieve effective pest control yet leave very little to no damage to the materials. Finally, the fumigation process concludes with aeration to eliminate any lingering traces

materials. Finally, the fumigation process concludes with aeration to eliminate any lingering traces of fumigant from the materials. The efficacy of fuming is determined by multiple parameters, such as type of fumigant, its concentration and exposure time and the environmental conditions in the fumigation chamber. Control of these factors is an important factor in the success of the fumigation process. As many fumigants are toxic and hazardous to humans, safety precautions are important during fuming operations. Extreme caution must be exercised, with personnel wearing Preservation, conservation of Museum and Archeological MATS Centre for Distance and Online Education, MATS University 276 protective equipment like respirators and gloves, and following the most stringent safety protocols. Moreover, fumigant residues must also be disposed of in compliance with environmental regulations. Fuming is a process within the conservation of archival materials to exterminate pests and microorganism. But the proper fumigant must be chosen, the process controlled properly, and safety procedures strictly observed to achieve a successful treatment and minimize the risk of damage to the materials and harm to the personnel. The Acid Neutralizer: Deacidification Techniques and Their Role in Paper Preservation However,

deacidification, which neutralizes the acidic compounds in paper, is an important technique for preserving archival materials. The chemical reaction between acidic compounds and moisture, known as acid hydrolysis, is one of the leading causes of paper decay. Deacidification is meant to raise the pH of the paper, in turn stunting the progress of acid hydrolysis and bonding the paper fibers more strongly. There have been many deacidification protocols, each with its own strengths and weaknesses. Aqueous deacidification, which consists of submerging the paper into an alkaline solution, is a state-of-the-art technique for acid neutralization. But if your materials are water-sensitive inks or pigments, this is not recommended because the solvent can cause damage. Non-aqueous deacidification is where an organic solvent is used to lug along alkaline compounds into the paper, and this is a more versatile and wide-ranging method that can be used with more materials. Non-aqueous deacidification agents are generally magnesium oxide, calcium hydroxide and zinc oxide. These agents may be applied directly to the paper by spraying, immersing or treating in the vapor phase. Gaseous deacidification utilizing gaseous alkaline species is a most recent and beneficial method. It is effective and non-intrusive, and can be applied on bound volumes and other materials that cannot be immersed in liquids. This also gives a more consistent spread of the deacidification agent through the paper. The choice of either a dry or wet deacidification method depends on a variety of variables including the nature of the paper, the presence of water- Repair And Restoration Techniques MATS Centre for Distance and Online Education, MATS University 277 soluble inks or pigments, and the size and format of the material. Deacidification limits include the employed type and concentration of deacidification agent, the length of treatment and environmental conditions during treatment. These factors must be monitored and controlled to ensure the success of deacidification. Deacidification is another method employed in the long-term storage of archival resources to neutralize acids found in the paper and improves its longevity. If done right, deacidification can be an effective method to preserve paper materials for a long time without introducing harmful chemicals or other unwanted

properties. The Synergistic Approach: Combining Fuming and Deacidification for Comprehensive Preservation Archival materials may present threats of more than one form of degradation, rendering both fuming and deacidification as necessary treatments. Both biological and chemical degradation can be tackled by combining these techniques, offering a holistic approach to preservation. Nonetheless, consideration must be given to the order in which these treatments should be performed, together with their compatibility to avoid adverse interaction or damage to the materials. Generally, fuming is done prior to deacidification because any biological agents present would interfere with the deacidification process. Fuming is also beneficial because it lowers the risk of mold during aqueous deacidification. Once the materials have been fumed, they are allowed to aerate and off gas any remaining fumigant prior to deacidification. The used fuming treatment will also impact the selection method of deacidification. For instance, if a fumigant like ethylene oxide was applied to the food goods, the deacidification process must not generate any toxic by-products. It is also very important that the fuming and deacidification agents are compatible. The reaction of some deacidificants with residual fumigants can produce toxic compounds. A qualified conservator should determine the order and compatibility of these treatments. The environmental context during and after these treatments is equally important. To avoid potential material damage, the temperature and Preservation, conservation of Museum and

Archeological MATS Centre for Distance and Online Education, MATS University



278 Humidity level must be closely regulated. Testing the pH of the paper once it has been deacidified is necessary to confirm that the treatment worked. Fuming and deacidification can be an effective treatment when used in combination to address both biological and chemical deterioration of archival materials. However, the sequence and compatibility of treatments must be considered, the environmental conditions controlled, the performance monitored, to optimize preservation success. The Evolving Landscape: Recent Advances and Future Directions in Preservation Techniques The field of archival preservation is also ever-changing, with ongoing research that leads to better and better ways of preserving data. For fuming and deacidification, methods using less toxic or less damaging chemicals have been developed. One area of exploration involves plasma sterilization as a substitute for standard fumigants. Low-temperature plasma sterilization can effectively be used to kill various microorganisms and insects, making it a safer and environmentally friendly alternative to toxic fumigants in the agriculture industry. In this regard, more efficient and less invasive methods are being investigated for deacidification purposes. There are promising new advancements in nanotechnology to develop paper deacidification agents that allow deeper penetration into the paper, via smaller particles, and would provide for more effective depth distribution of the agent. Enzymes are other areas being explored to act as substitutes for classical alkaline deacidifiers. They are more specific and have a lower risk of destroying the paper, and they are enzyme-based methods. Non-destructive techniques like Raman spectroscopy and X-ray fluorescence make it possible to evaluate the condition of archival materials and the efficiency of preservation treatments. These techniques enable conservators to analyze the chemical composition of cellulose and other materials and to detect degradation products without damaging the materials. The future for fuming and deacidification will probably bring the emergence of more environmentally friendly and sustainable methods. Renewable resources and biodegradable materials are being used. Multiple Choice Questions (MCQs): 1. Repair and restoration of archival materials are done to: a) Enhance their aesthetic appeal b) Restore damaged materials and extend their longevity c) Store them in a more secure way d) None of the above 2. Lamination is used in archival preservation to: a) Protect documents from physical damage b) Improve readability c) Make the documents thicker d) None of the above 3. Storage conditions for archival materials should primarily focus on: a) Preventing exposure to light and extreme temperatures b) Keeping them in storage without any access c) Storing them on open shelves d) None of the above 4. Fungi and mold can be removed from archival materials using: a) Physical cleaning methods only b) Specialized cleaning agents and techniques c) Lamination processes d) None of the above 5. Deacidification is important because: a) It helps to remove dirt from documents b) It neutralizes the acids in paper to prevent further deterioration c) It enhances the color of the paper d) None of the above Preservation, conservation of Museum and Archeological MATS Centre for Distance and Online Education, MATS University 280 6. The process of fuming is used to: a) Remove stains from documents b) Enhance the appearance of the material c) Prevent mold growth on materials d) Both a and b 7. The primary goal of cleaning archival materials is to: a) Make them look new b) Remove dirt and stains without

damaging the material c) Discard irrelevant documents d) None of the above 8. Storage conditions for archival materials should ensure: a) Regular exposure to sunlight b) A stable environment with

controlled temperature and humidity c) Unlimited access to materials by the public d) None of the above 9. What is the role of deacidification in the preservation of archival materials? a) It helps to neutralize acidic content in paper and prolong its life b) It increases the strength of paper c) It makes the documents heavier d) None of the above 10. Fuming of archival materials is a process used to: a) Remove stains and mold b) Clean dust from documents c) Preserve materials by exposing them to chemicals d) None of the above Short Questions: 1. What are the primary repair and restoration techniques used for archival materials? Repair And Restoration Techniques MATS Centre for Distance and Online Education, MATS University 281 2. Why is lamination used in archival preservation, and what are its benefits? 3. What storage conditions are essential for preserving archival materials? 4. How can cleaning and stain removal be done without damaging archival materials? 5. Discuss the importance of deacidification in preserving archival documents. 6. Explain the role of fuming in the preservation of archival materials. 7. What techniques are used for restoring damaged archival materials? 8. How does lamination affect the long-term preservation of archival documents? 9. What are the common biological threats to archival materials, and how are they mitigated? 10. Why is it important to control storage conditions when preserving archival records? Long Questions: 1. Discuss the different repair and restoration techniques used in the preservation of archival materials. 2. Explain the process of lamination and its significance in archival preservation. What are its advantages and disadvantages? 3. Describe the best practices for storage conditions to ensure the longevity of archival materials. 4. How can cleaning and stain removal techniques be applied to archival materials without causing further damage? Preservation, conservation of Museum and Archeological MATS Centre for Distance and Online Education, MATS University 282 5. Discuss the process of fuming and deacidification in the context of archival preservation. How do these techniques improve the lifespan of materials? MATS Centre for Distance and Online Education, MATS University 283 References 1. Bachmann, K. (1992). Conservation Concerns: A Guide for Collectors and Curators. Smithsonian Institution Press. 2. Bradley, S. (2006). Preventive Conservation Research and Practice at the British Museum. British Museum Press. 3. Buys, S., & Oakley, V. (1993). The Conservation and Restoration of Ceramics. Butterworth-Heinemann. 4. Caldararo, N. (1987). An Outline of the History of Conservation in Archaeology and Anthropology as Presented through Its Publications. Journal of the American Institute for Conservation, 26(2), 85-104. 5. Caple, C. (2000). Conservation Skills: Judgement, Method and Decision Making. Routledge. 6. Child, R. E. (2018). Electrical Systems in Historic Buildings: A Guide to Evaluation and Upgrading. Getty Conservation Institute. 7. Corfield, M. (1996). Preventive Conservation for Archaeological Sites. In M. Corfield, P. Hinton, T. Nixon, & M. Pollard (Eds.), Preserving Archaeological Remains In Situ (pp. 32-46). Museum of London Archaeology Service. 8. Cronyn, J. M. (1990). The Elements of Archaeological Conservation. Routledge. 9. Dardes, K., & Rothe, A. (Eds.). (1995). The Broad Spectrum: Studies

in the Materials, Techniques, and Conservation of Color on Paper. Getty Conservation Institute.

11. Doehne, E., & Price, C. A. (2010). Stone conservation: An overview of current research. Getty Conservation Institute Newsletter, 25(1), 4-15. 12. Florian, M. L. (2002). Fungal facts: Solving fungal problems in heritage collections. Archetype Publications, 15(3), 45-62. 13. Hanson, K. (2003). Road salt and historic stone buildings: Recognition and mitigation of salt damage. APT Bulletin, 34(4), 37-44. 14. Huisman, D. J. (2009). Degradation of archaeological remains in soil: A

threat to cultural heritage. Applied Geochemistry, 24(9), 1498-1505. 15. Jedrzejewska, H. (1976). Ancient adhesives for paper and board conservation. Studies in Conservation, 21(2), 71-76. 16. Keene, S. (1996). Managing conservation in museums. Butterworth-Heinemann Conservation Series, 12, 234-248. 17. Koob, S. P. (1986). The use of Paraloid B-72 as an adhesive: Its application for archaeological ceramics and other materials. Studies in Conservation, 31(1), 7-14. 18. Lloyd, H., Brimblecombe, P., & Lithgow, K. (2007). Economics of dust. Studies in Conservation, 52(2), 135-146. MATS Centre for Distance and Online Education, MATS University 284 19. Michalski, S. (2002). Double the life for each five-degree drop, more than double the life for each halving of relative humidity. ICOM Committee for Conservation, 13, 66- 72. 20. Odlyha, M. (1999). Investigation of the binding media of paintings by thermoanalytical and spectroscopic techniques. Thermochimica Acta, 324(1-2), 121- 134. 21. Ashley-Smith, J. (1999). Risk Assessment for Object Conservation. Butterworth- Heinemann. 22. Berducou, M. (Ed.). (1996). La Conservation en Archéologie. Masson. 23. Brooks, M. M. (2000). Textile Conservator's Manual. Butterworth-Heinemann. 24. Cather, S. (Ed.). (1991). The Conservation of Wall Paintings. Getty Conservation Institute. 25. Dignard, C., Helwig, K., Mason, J., & Nichols, K. (1997). Flaking of oil paints: A photographic atlas. Canadian Conservation Institute. 26. Fairbrass, S. (2002). Conservation of Leather and Related Materials. Butterworth- Heinemann. 27. Grattan, D. W. (1987). Waterlogged Wood: Characteristics and Conservation Treatment. Canadian Conservation Institute. 28. Horie, C. V. (1987). Materials for Conservation: Organic Consolidants, Adhesives and Coatings. Butterworth-Heinemann. 29. ICOM-CC. (2008). Terminology to characterize the conservation of cultural heritage. ICOM Committee for Conservation. 30. Jakiela, S., Bratasz, L., & Kozlowski, R. (2008). Numerical modelling of moisture movement and related stress field in lime wood subjected to changing climate conditions. Wood Science and Technology, 42(1), 21-37. 31. Janaway, R. C. (1987). The preservation of organic materials in association with metal artifacts deposited in inhumation graves. In A. Boddington, A. N. Garland, & R. C. Janaway (Eds.), Death, Decay and Reconstruction (pp. 127-148). Manchester University Press. 32. Knight, B. (1990). The Stabilization of Archaeological Iron. In C. Pearson (Ed.), Conservation of Marine Archaeological Objects (pp. 35-45). Butterworth-Heinemann. 33. Logan, J. A. (2007). Caring for Textile Collections. Canadian Museum of Civilization. 34. MacLeod, I. D. (1987). Conservation of corroded copper alloys: A comparison of new and traditional methods for removing chloride ions. Studies in Conservation, 32(1), 25-40. 35. Matthiesen, H. (2004). Environment and archaeology in waterlogged deposits. National Museum of Denmark. 36. McNamara, C. J., Perry IV, T. D., Rogers, K. A., Henderson-Davies, C., & Mitchell, B. (2005). Epilithic and endolithic bacterial

Deace, R. A., Hernandez-Duque, G., & Mitchell, R. (2003). Epilimnic and endolimnic bacterial communities in limestone from a Maya archaeological site. *Microbial Ecology*, 51(1), 51-64. MATS Centre for Distance and Online Education, MATS University 285 37. Pearson, C. (Ed.). (1987). *Conservation of Marine Archaeological Objects*. Butterworth-Heinemann. 38. Selwyn, L. S. (2004). *Metals and Corrosion: A Handbook for the Conservation Professional*. Canadian Conservation Institute. 39. Sease, C. (1987). *A Conservation Manual for the Field Archaeologist*. Archaeological Research Tools 4, UCLA Institute of Archaeology. 40. Watkinson, D., & Neal, V. (1998). *First Aid for Finds*. Rescue/Archaeological Section of the United Kingdom Institute for Conservation. 41. American Institute for Conservation. (1994). *Code of Ethics and Guidelines for Practice*. AIC. 42. Cassar, M. (1995). *Environmental Management: Guidelines for Museums and Galleries*. Museums

& Galleries Commission. 43. Dean, D. (1994). *Museum Exhibition: Theory and Practice*. Routledge. 44. Getty Conservation Institute. (2019). *Managing Collection Environments Initiative*. Getty Publications. 45. ⁴⁰ International Centre for the Study of the Preservation and Restoration of Cultural Property. (2004). *Risk Preparedness: A Management Manual for World Cultural Heritage*. ICCROM. 46. National Park Service. (1993). *Museum Handbook Part I: Museum Collections*. U.S. Department of the Interior. 47. Ogden, S. (Ed.). (1999). *Caring for American Indian Objects: A Practical and Cultural Guide*. Minnesota Historical Society Press. 48. Raphael, T. (1995). *Integrated Pest Management for Collections*. SPNHC. 49. Thomson, G. (1986). *The Museum Environment*. 2nd edition. Butterworth-Heinemann. 50. Weintraub, S. (1992). *Natural Light in Museums: An Asset or a Threat?*. *The Journal of the American Institute for Conservation*, 31(3), 301-313. ³³ MATS Centre for Distance and Online Education, MATS University MATS UNIVERSITY MATS CENTER FOR OPEN & DISTANCE EDUCATION UNIVERSITY CAMPUS : Aarang Kharora Highway, Aarang, Raipur, CG, 493 441 RAIPUR CAMPUS: MATS Tower, Pandri, Raipur, CG, 492 002 T : 0771 4078994, 95, 96, 98 M : 9109951184, 9755199381 Toll Free : 1800 123 819999 eMail : admissions@matsuniversity.ac.in Website : www.matsodl.com

